




COOKSTOWN 100

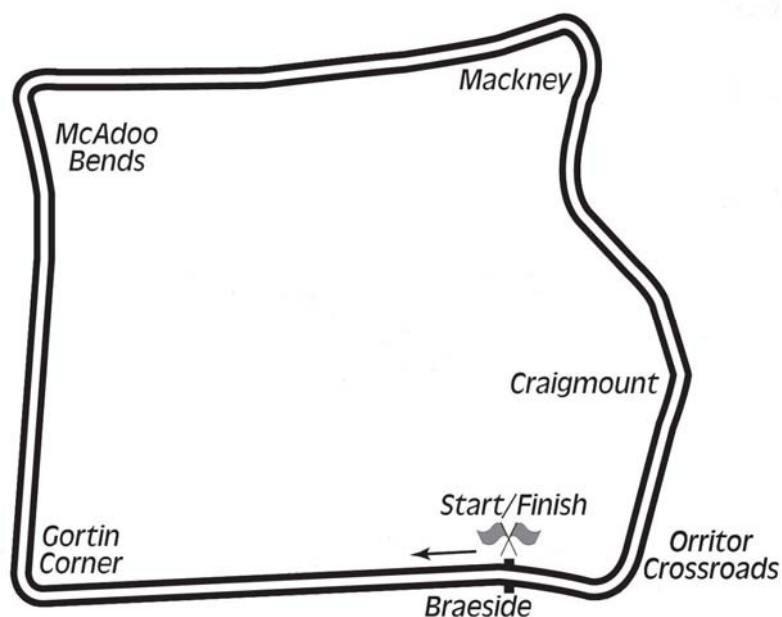
Friday 27th & Saturday 28th April 2012

promoted by Cookstown & District MCC
www.cookstown100.com

KDM HIRE
250cc GP



Orritor Circuit 2.1 miles



LAP RECORDS

Class	Rider	Machine	m s	mph	Year
125cc	William Dunlop	Honda	1 34.755	79.785	2010
Moto 450	Ryan Farquhar	Kawasaki	1 37.504	77.535	2011
250cc	William Dunlop	Honda	1 29.658	84.320	2009
Supersport 400	Ryan Farquhar	Kawasaki	1 36.97	77.962	2003
Supertwins	Ryan Farquhar	Kawasaki 650	1 30.968	83.106	2011
Supersport	Michael Dunlop	Yamaha	1 24.783	89.169	2011
Superbike	Guy Martin	Suzuki	1 23.139	90.932	2011
Senior Support	Gary Robinson	Yamaha 600	1 29.956	84.041	2007
Junior Support	Ciaran Donnelly	Honda 250	1 35.932	78.806	2011
Classic 1000cc	Wattie Brown	Norton 920	1 40.273	75.394	2006
Classic 500cc	Neill McWhirter	Norton	1 41.491	74.489	2010
Classic 350cc	Paul Coward	Honda	1 43.421	73.099	2004
Classic 250cc	Geoff McMullan	Suzuki	1 47.294	70.461	2006

MOST WINS at COOKSTOWN 100

Ryan Farquhar	22	1996 - 11
Ray McCullough	14	1967 - 79
Joey Dunlop	11	1977 - 98
Robert Dunlop	11	1985 - 08
Phillip McCallen	10	1987 - 96
Courtney Junk	8	1974 - 83
Mervyn Elwood	8	1987 - 97
Noel Hudson	7	1975 - 95
Bill Swallow	7	1987 - 00
Darran Lindsay	7	2000 - 05

ALL TIME IRISH ROAD RACE WINNERS (after Killalane 2011)

Most Wins at All Irish Road Race Meetings

1. Ryan Farquhar	173	1995-11
2. Joey Dunlop	156	1971-00
3. Robert Dunlop	135	1980-08
4. Ray McCullough	109	1960-82
Phillip McCallen	109	1987-99
6. Brian Reid	78	1980-94

KDM Hire Cookstown 100

250cc GP

Qualifying


Friday, 27 April 2012



Pos	Class	No	Name	Machine / Sponsor	----- Best Lap -----			On	Laps
					Time	Behind	Speed		
Qualifying Classification									
1	250R	6	William DUNLOP	Honda - MD	1:33.041		81.255	5	5
2	250R	71	Davy MORGAN	Honda - DM71 Supporters Club	1:34.977	1.936	79.598	5	5
3	250R	97	Seamus ELLIOTT	Honda - Logan Racing	1:37.322	4.281	77.680	4	5
4	250R	42	Rob BARBER	Honda	1:38.722	5.681	76.579	5	5
5	250R	19	Kevin STROWGER	Honda	1:39.452	6.411	76.017	3	5
6	250R	4	Barry DAVIDSON	Honda - Bob Wylie	1:42.045	9.004	74.085	3	5
7	250R	73	Mark SHIELDS	Aprilia	1:46.373	13.332	71.071	4	5
8	250R	11	Peter WAKEFIELD	Honda - PW Racing	1:46.472	13.431	71.005	5	5
9	250R	17	Paul HEDISON	Honda	1:48.196	15.155	69.873	4	5
10	250R	38	Darren GILPIN	Honda	1:49.719	16.678	68.903	3	5

Provisional result to be confirmed by the Stewards of the Meeting subject to completion of technical inspections & the time limit for protests

Page 1 / 1

Circuit	Orritor	Signed		Organising Club	Cookstown & District MCC
Length(miles)	2.1000		Chief Timekeeper	Qualifying Started	19:02
Weather	Sunny, 10°C, 49%RH	Issued At:	19:15		
Track	Dry, 13°C				



MCUI Ulster
Centre Timing
powered by
e-Laps timing software

www.elaps-timing.com



KDM Hire Cookstown 100

250cc GP

Qualifying

Friday, 27 April 2012

DETAILED RESULT



Qualifying Classification

Position

1 6 William DUNLOP

Behind

Best Time **1:33.041** Best Speed **81.255** On **5** Gp **a**

Lap	Elapsed Time	Lap Time	Lap Speed
1	2:19.583	2:19.583	54.161
2	3:59.311	1:39.728	75.806
3	5:35.142	1:35.831	78.889
4	7:09.473	1:34.331	80.143
5	8:42.514	1:33.041	81.255

2 71 Davy MORGAN

Behind **1.936**

Best Time **1:34.977** Best Speed **79.598** On **5** Gp **a**

Lap	Elapsed Time	Lap Time	Lap Speed
1	2:21.200	2:21.200	53.541
2	4:02.221	1:41.021	74.836
3	5:39.235	1:37.014	77.927
4	7:16.175	1:36.940	77.986
5	8:51.152	1:34.977	79.598

3 97 Seamus ELLIOTT

Behind **4.281**

Best Time **1:37.322** Best Speed **77.680** On **4** Gp **a**

Lap	Elapsed Time	Lap Time	Lap Speed
1	2:21.000	2:21.000	53.617
2	4:02.101	1:41.101	74.777
3	5:42.797	1:40.696	75.077
4	7:20.119	1:37.322	77.680
5	8:57.578	1:37.459	77.571

4 42 Rob BARBER

Behind **5.681**

Best Time **1:38.722** Best Speed **76.579** On **5** Gp **a**

Lap	Elapsed Time	Lap Time	Lap Speed
1	2:15.455	2:15.455	55.812
2	3:58.378	1:42.923	73.453
3	5:37.354	1:38.976	76.382
4	7:16.996	1:39.642	75.872
5	8:55.718	1:38.722	76.579

Qualifying Classification

Position

5 19 Kevin STROWGER

Behind **6.411**

Best Time **1:39.452** Best Speed **76.017** On **3** Gp **a**

Lap	Elapsed Time	Lap Time	Lap Speed
1	2:15.008	2:15.008	55.997
2	3:57.162	1:42.154	74.006
3	5:36.614	1:39.452	76.017
4	7:16.686	1:40.072	75.546
5	8:56.490	1:39.804	75.748

6 4 Barry DAVIDSON

Behind **9.004**

Best Time **1:42.045** Best Speed **74.085** On **3** Gp **a**

Lap	Elapsed Time	Lap Time	Lap Speed
1	2:58.166	2:58.166	42.432
2	4:43.427	1:45.261	71.821
3	6:25.472	1:42.045	74.085
4	8:09.050	1:43.578	72.988
5	9:51.505	1:42.455	73.788

7 73 Mark SHIELDS

Behind **13.332**

Best Time **1:46.373** Best Speed **71.071** On **4** Gp **a**

Lap	Elapsed Time	Lap Time	Lap Speed
1	2:08.380	2:08.380	58.888
2	3:58.103	1:49.723	68.901
3	5:45.628	1:47.525	70.309
4	7:32.001	1:46.373	71.071
5	9:19.814	1:47.813	70.121

8 11 Peter WAKEFIELD

Behind **13.431**

Best Time **1:46.472** Best Speed **71.005** On **5** Gp **a**

Lap	Elapsed Time	Lap Time	Lap Speed
1	2:18.815	2:18.815	54.461
2	4:06.628	1:47.813	70.121
3	5:54.012	1:47.384	70.402
4	7:42.412	1:48.400	69.742
5	9:28.884	1:46.472	71.005

KDM Hire Cookstown 100

250cc GP

Qualifying

Friday, 27 April 2012

DETAILED RESULT



Qualifying Classification

Position

9 17 Paul HEDISON

Behind 15.155

Best Time 1:48.196 Best Speed 69.873 On 4 Gp a

Lap	Elapsed Time	Lap Time	Lap Speed
1	2:12.385	2:12.385	57.106
2	4:00.882	1:48.497	69.679
3	5:50.725	1:49.843	68.826
4	7:38.921	1:48.196	69.873
5	9:27.169	1:48.248	69.840

10 38 Darren GILPIN

Behind 16.678

Best Time 1:49.719 Best Speed 68.903 On 3 Gp a

Lap	Elapsed Time	Lap Time	Lap Speed
1	2:11.439	2:11.439	57.517
2	4:02.008	1:50.569	68.374
3	5:51.727	1:49.719	68.903
4	7:42.107	1:50.380	68.491
5	9:33.305	1:51.198	67.987

KDM HIRE COOKSTOWN 100

250cc GP

Orritor 2.100 Miles


R6: KDM Hire 250cc

28/04/2012 11:20

Race (7 Laps)

RACE 6 - 250cc

5	11 A	17 B	38 C	B
4	A	B	C	
3	73 A	B	C	
2	42 A	19 B	4 C	
1	6 A POLE POSITION	71 B	97 C	A



KDM Hire Cookstown 100

250cc GP

Race 6 - KDM Hire 250cc

Saturday, 28 April 2012



Pos	Class	No	Name	Machine / Sponsor	Gp	Laps	Total Time	Behind	Speed	-----Best Lap-----		
										Time	Speed	On

Race Classification


1	250R	6	William DUNLOP	Honda - MD	a	5	7:55.835		79.439	1:32.293	81.913	3
2	250R	71	Davy MORGAN	Honda - DM71 Supporters Club	a	5	7:58.560	2.725	78.987	1:33.183	81.131	3
3	250R	97	Seamus ELLIOTT	Honda - Logan Racing	a	5	8:12.674	16.839	76.724	1:35.603	79.077	5
4	250R	19	Kevin STROWGER	Honda	a	5	8:15.029	19.194	76.359	1:37.259	77.731	5
5	250R	17	Paul HEDISON	Honda	b	5	8:35.553	39.718	73.319	1:40.145	75.491	5
6	250R	11	Peter WAKEFIELD	Honda - PW Racing	b	5	8:38.817	42.982	72.858	1:41.659	74.366	2
7	250R	38	Darren GILPIN	Honda	b	5	8:57.636	1:01.801	70.308	1:45.200	71.863	5
8	250R	73	Mark SHIELDS	Aprilia	a	5	8:57.851	1:02.016	70.280	1:44.984	72.011	5

Fastest Lap

250R	6	William DUNLOP	Honda - MD	a						1:32.293	81.913	3
------	---	----------------	------------	---	--	--	--	--	--	----------	--------	---

Provisional result to be confirmed by the Stewards of the Meeting subject to completion of technical inspections & the time limit for protests

Page 1 / 1

Circuit	Orritor	Signed		Organising Club	Cookstown & District MCC
Length(miles)	2.1000		Chief Timekeeper	Race Started	12:58
Weather	Cloudy, 10°C, 53%RH	Issued At:	13:07		
Track	Dry, 17°C				

KDM Hire Cookstown 100

250cc GP

Race 6 - KDM Hire 250cc

Saturday, 28 April 2012

DETAILED RESULT



Race Classification

1 6 William DUNLOP

Total Time **7:55.835** Avg Speed **79.439** Behind
Best Time **1:32.293** Best Speed **81.913** On **3** Gp **a**

Lap	Elapsed Time	Lap Time	Lap Speed
1	1:43.143	1:43.143	73.296
2	3:16.826	1:33.683	80.698
3	4:49.119	1:32.293	81.913
4	6:21.682	1:32.563	81.674
5	7:55.835	1:34.153	80.295

2 71 Davy MORGAN

Total Time **7:58.560** Avg Speed **78.987** Behind **2.725**
Best Time **1:33.183** Best Speed **81.131** On **3** Gp **a**

Lap	Elapsed Time	Lap Time	Lap Speed
1	1:43.321	1:43.321	73.170
2	3:17.193	1:33.872	80.535
3	4:50.376	1:33.183	81.131
4	6:23.883	1:33.507	80.850
5	7:58.560	1:34.677	79.850

3 97 Seamus ELLIOTT

Total Time **8:12.674** Avg Speed **76.724** Behind **16.839**
Best Time **1:35.603** Best Speed **79.077** On **5** Gp **a**

Lap	Elapsed Time	Lap Time	Lap Speed
1	1:42.992	1:42.992	73.404
2	3:21.465	1:38.473	76.772
3	4:59.768	1:38.303	76.905
4	6:37.071	1:37.303	77.695
5	8:12.674	1:35.603	79.077

4 19 Kevin STROWGER

Total Time **8:15.029** Avg Speed **76.359** Behind **19.194**
Best Time **1:37.259** Best Speed **77.731** On **5** Gp **a**

Lap	Elapsed Time	Lap Time	Lap Speed
1	1:44.067	1:44.067	72.646
2	3:21.745	1:37.678	77.397
3	5:00.200	1:38.455	76.786
4	6:37.770	1:37.570	77.483
5	8:15.029	1:37.259	77.731

Race Classification

5 17 Paul HEDISON

Total Time **8:35.553** Avg Speed **73.319** Behind **39.718**
Best Time **1:40.145** Best Speed **75.491** On **5** Gp **b**

Lap	Elapsed Time	Lap Time	Lap Speed
1	1:50.228	1:50.228	68.585
2	3:32.725	1:42.497	73.758
3	5:13.931	1:41.206	74.699
4	6:55.408	1:41.477	74.500
5	8:35.553	1:40.145	75.491

6 11 Peter WAKEFIELD

Total Time **8:38.817** Avg Speed **72.858** Behind **42.982**
Best Time **1:41.659** Best Speed **74.366** On **2** Gp **b**

Lap	Elapsed Time	Lap Time	Lap Speed
1	1:47.413	1:47.413	70.383
2	3:29.072	1:41.659	74.366
3	5:11.885	1:42.813	73.532
4	6:55.242	1:43.357	73.145
5	8:38.817	1:43.575	72.991

7 38 Darren GILPIN

Total Time **8:57.636** Avg Speed **70.308** Behind **1:01.801**
Best Time **1:45.200** Best Speed **71.863** On **5** Gp **b**

Lap	Elapsed Time	Lap Time	Lap Speed
1	1:52.808	1:52.808	67.017
2	3:40.154	1:47.346	70.426
3	5:26.886	1:46.732	70.832
4	7:12.436	1:45.550	71.625
5	8:57.636	1:45.200	71.863

8 73 Mark SHIELDS

Total Time **8:57.851** Avg Speed **70.280** Behind **1:02.016**
Best Time **1:44.984** Best Speed **72.011** On **5** Gp **a**

Lap	Elapsed Time	Lap Time	Lap Speed
1	1:54.563	1:54.563	65.990
2	3:40.568	1:46.005	71.317
3	5:27.245	1:46.677	70.868
4	7:12.867	1:45.622	71.576
5	8:57.851	1:44.984	72.011



MCUI Ulster
Centre Timing
powered by
e-Laps timing software

www.elaps-timing.com




KDM Hire Cookstown 100

250cc GP

Race 6 - KDM Hire 250cc

LAP CHART



1

No	Name	G	Elapsed Time	Lap Time
97	Seamus ELLIOTT	a	1:42.992	1:42.992
6	William DUNLOP	a	1:43.143	1:43.143
71	Davy MORGAN	a	1:43.321	1:43.321
19	Kevin STROWGER	a	1:44.067	1:44.067
11	Peter WAKEFIELD	b	1:47.413	1:47.413
17	Paul HEDISON	b	1:50.228	1:50.228
38	Darren GILPIN	b	1:52.808	1:52.808
73	Mark SHIELDS	a	1:54.563	1:54.563

5

No	Name	G	Elapsed Time	Lap Time
6	William DUNLOP	a	7:55.835	1:34.153
71	Davy MORGAN	a	7:58.560	1:34.677
97	Seamus ELLIOTT	a	8:12.674	1:35.603
19	Kevin STROWGER	a	8:15.029	1:37.259
17	Paul HEDISON	b	8:35.553	1:40.145
11	Peter WAKEFIELD	b	8:38.817	1:43.575
38	Darren GILPIN	b	8:57.636	1:45.200
73	Mark SHIELDS	a	8:57.851	1:44.984

2

No	Name	G	Elapsed Time	Lap Time
6	William DUNLOP	a	3:16.826	1:33.683
71	Davy MORGAN	a	3:17.193	1:33.872
97	Seamus ELLIOTT	a	3:21.465	1:38.473
19	Kevin STROWGER	a	3:21.745	1:37.678
11	Peter WAKEFIELD	b	3:29.072	1:41.659
17	Paul HEDISON	b	3:32.725	1:42.497
38	Darren GILPIN	b	3:40.154	1:47.346
73	Mark SHIELDS	a	3:40.568	1:46.005

3

No	Name	G	Elapsed Time	Lap Time
6	William DUNLOP	a	4:49.119	1:32.293
71	Davy MORGAN	a	4:50.376	1:33.183
97	Seamus ELLIOTT	a	4:59.768	1:38.303
19	Kevin STROWGER	a	5:00.200	1:38.455
11	Peter WAKEFIELD	b	5:11.885	1:42.813
17	Paul HEDISON	b	5:13.931	1:41.206
38	Darren GILPIN	b	5:26.886	1:46.732
73	Mark SHIELDS	a	5:27.245	1:46.677

4

No	Name	G	Elapsed Time	Lap Time
6	William DUNLOP	a	6:21.682	1:32.563
71	Davy MORGAN	a	6:23.883	1:33.507
97	Seamus ELLIOTT	a	6:37.071	1:37.303
19	Kevin STROWGER	a	6:37.770	1:37.570
11	Peter WAKEFIELD	b	6:55.242	1:43.357
17	Paul HEDISON	b	6:55.408	1:41.477
38	Darren GILPIN	b	7:12.436	1:45.550
73	Mark SHIELDS	a	7:12.867	1:45.622

IRISH ROAD RACE 250GP

2012

					#1	
Pos	No.	Name	Total	Diff	Gap	R6
1	6	William DUNLOP	25	0	0	25
2	71	Davy MORGAN	20	5	5	20
3	97	Seamus ELLIOTT	16	9	4	16
4	19	Kevin STROWGER	13	12	3	13
5	17	Paul HEDISON	11	14	2	11
6	11	Peter WAKEFIELD	10	15	1	10
7	38	Darren GILPIN	9	16	1	9
8	73	Mark SHIELDS	8	17	1	8

Event Legend

#1 27/04/2012 KDM HIRE COOKSTOWN 100

ULSTER ROAD RACE 250GP

2012

					#1	
Pos	No.	Name	Total	Diff	Gap	R6
1	6	William DUNLOP	25	0	0	25
2	71	Davy MORGAN	20	5	5	20
3	97	Seamus ELLIOTT	16	9	4	16
4	19	Kevin STROWGER	13	12	3	13
5	17	Paul HEDISON	11	14	2	11
6	11	Peter WAKEFIELD	10	15	1	10
7	38	Darren GILPIN	9	16	1	9
8	73	Mark SHIELDS	8	17	1	8

Event Legend

#1 27/04/2012 KDM HIRE COOKSTOWN 100