



COOKSTOWN 100


Friday 29th & Saturday 30th April 2011

promoted by Cookstown & District MCC
www.cookstown100.com

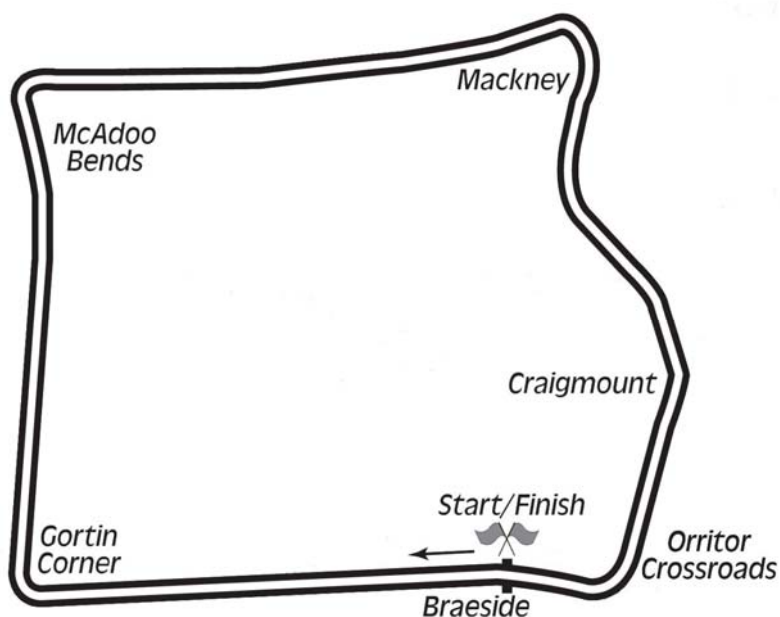
GREENVALE HOTEL, COOKSTOWN
JUNIOR SUPPORT A
&



JUNIOR SUPPORT B



Orritor Circuit 2.1 miles



LAP RECORDS

Class	Rider	Machine	m s	mph	Year
125cc	William Dunlop	Honda	1 34.755	79.785	2010
Moto 450	to be established				
250cc	William Dunlop	Honda	1 29.658	84.320	2009
Supersport 400	Ryan Farquhar	Kawasaki	1 36.97	77.962	2003
Supertwins	Ryan Farquhar	Kawasaki 650	1 32.665	81.584	2010
Supersport	Keith Amor	Honda	1 25.144	88.791	2009
Open 1000cc	Ryan Farquhar	Kawasaki	1 23.250	90.811	2010
Senior Support	Gary Robinson	Yamaha 600	1 29.956	84.041	2007
Junior Support	Michael Dunlop	Yamaha 250	1 36.181	78.602	2006
Classic 1000cc	Wattie Brown	Norton 920	1 40.273	75.394	2006
Classic 500cc	Neill McWhirter	Norton	1 41.491	74.489	2010
Classic 350cc	Paul Coward	Honda	1 43.421	73.099	2004
Classic 250cc	Geoff McMullan	Suzuki	1 47.294	70.461	2006

MOST WINS at COOKSTOWN 100

Ryan Farquhar	17	1996 - 10
Ray McCullough	14	1967 - 79
Joey Dunlop	11	1977 - 98
Robert Dunlop	11	1985 - 08
Phillip McCallen	10	1987 - 96
Courtney Junk	8	1974 - 83
Mervyn Elwood	8	1987 - 97

ALL TIME IRISH ROAD RACE WINNERS (after Killalane 2010)

Most Wins at All Irish Road Race Meetings

1. Joey Dunlop	156	1971-00
2. Ryan Farquhar	155	1995-10
3. Robert Dunlop	135	1980-08
4. Ray McCullough	109	1960-82
Phillip McCallen	109	1987-99

Most Wins at Irish National Road Race Meetings

1. Ryan Farquhar	145	1995-10
2. Joey Dunlop	119	1971-00
3. Robert Dunlop	111	1980-08
4. Ray McCullough	99	1960-82
5. Phillip McCallen	84	1987-99




JUNIOR SUPPORT

Group A Qualifying

Friday, 29 April 2011

Pos	Class	No	Name	Machine / Sponsor	----- Best Lap -----			On	Laps
					Time	Behind	Speed		
Qualifying Classification									
1	SJUN	7	Ciaran DONNELLY	Honda 250	1:42.728		73.592	3	5
2	SJUN	43	Neil VICARS	Suzuki 650	1:42.861	0.133	73.497	4	5
3	SJUN	10	Tom LLEWELYN	Kawasaki 650 - McKinstry Racing	1:43.821	1.093	72.818	3	5
4	SJUN	30	Aron HATCH	Suzuki 650	1:44.066	1.338	72.646	4	5
5	SJUN	47	David BLACK	Suzuki 650	1:44.107	1.379	72.618	4	5
6	SJUN	66	Paul GARTLAND	Suzuki 650	1:45.020	2.292	71.986	3	4
7	SJUN	35	Colin McWHIRTER	Suzuki 650 - Hot Stuff	1:45.862	3.134	71.414	3	5
8	SJUN	14	Jeff WARD	Honda 400 - Dave Carbutt	1:46.154	3.426	71.217	4	5
9	SJUN	50	Peter O FLAHERTY	Suzuki 650	1:46.239	3.511	71.160	2	3
10	SJUN	18	Vic ALLAN	Kawasaki 400	1:46.481	3.753	70.999	4	5
11	SJUN	36	Mark HANNA	Honda 250 - Roy Hanna Motors	1:47.165	4.437	70.545	3	5
12	SJUN	21	Dave JONES	Kawasaki 400	1:47.594	4.866	70.264	2	5
13	SJUN	41	Nige REA	Suzuki 650	1:47.968	5.240	70.021	3	5
14	SJUN	42	Brian LOUGHLIN	Suzuki 650	1:48.062	5.334	69.960	4	5
15	SJUN	59	Anthony AMBLER	Suzuki 650	1:48.269	5.541	69.826	4	5
16	SJUN	8	Derek ALLAN	Kawasaki 400	1:48.386	5.658	69.751	4	5
17	SJUN	6	Baylon McCAUGHEY	Suzuki 650 - irishracephotography.com	1:49.423	6.695	69.090	2	3
18	SJUN	26	Mark SHIELDS	Aprilia 250	1:50.526	7.798	68.400	4	5
19	SJUN	40	Wayne HALL	Honda 400 - Specials	1:53.292	10.564	66.730	4	4
20	SJUN	22	Richard FORD	Kawasaki 400	1:56.705	13.977	64.779	3	4
21	SJUN	52	Michael THOMAS	Honda 400	2:07.387	24.659	59.347	3	4

These Results are provisional and are subject to ratification by the Stewards of the Meeting.

Track	Orritor	Signed		Organising Club	Cookstown & District MCC
Length(miles)	2.1000		Chief Timekeeper	Qualifying Started	16:39:46.960
Weather	Sunny, 19°C, 54%RH	Issued At:	18:42:33		
Track	Dry 25°C				



MCUI
Ulster Centre
Timing
www.elaps-timing.com



Powered by
e-Laps II
© 2008
Walter Marks



JUNIOR SUPPORT

Group A Qualifying

Friday, 29 April 2011

DETAILED RESULT

Qualifying Classification

Position

1 7 Ciaran DONNELLY

Behind

Best Time **1:42.728** Best Speed **73.592** On **3** Gp **a**

Lap	Elapsed Time	Lap Time	Lap Speed
1	2:17.183	2:17.183	55.109
2	4:04.531	1:47.348	70.425
3	5:47.259	1:42.728	73.592
4	7:30.032	1:42.773	73.560
5	9:47.891	2:17.859	54.839

2 43 Neil VICARS

Behind **0.133**

Best Time **1:42.861** Best Speed **73.497** On **4** Gp **a**

Lap	Elapsed Time	Lap Time	Lap Speed
1	2:33.848	2:33.848	49.139
2	4:18.463	1:44.615	72.265
3	6:01.489	1:43.026	73.380
4	7:44.350	1:42.861	73.497
5	10:00.844	2:16.494	55.387

3 10 Tom LLEWELYN

Behind **1.093**

Best Time **1:43.821** Best Speed **72.818** On **3** Gp **a**

Lap	Elapsed Time	Lap Time	Lap Speed
1	2:28.983	2:28.983	50.744
2	4:15.587	1:46.604	70.917
3	5:59.408	1:43.821	72.818
4	7:43.671	1:44.263	72.509
5	10:03.067	2:19.396	54.234

4 30 Aron HATCH

Behind **1.338**

Best Time **1:44.066** Best Speed **72.646** On **4** Gp **a**

Lap	Elapsed Time	Lap Time	Lap Speed
1	2:19.000	2:19.000	54.388
2	4:06.753	1:47.753	70.160
3	5:53.246	1:46.493	70.991
4	7:37.312	1:44.066	72.646
5	9:49.734	2:12.422	57.090

Qualifying Classification

Position

5 47 David BLACK

Behind **1.379**

Best Time **1:44.107** Best Speed **72.618** On **4** Gp **a**

Lap	Elapsed Time	Lap Time	Lap Speed
1	2:20.870	2:20.870	53.667
2	4:08.078	1:47.208	70.517
3	5:53.831	1:45.753	71.487
4	7:37.938	1:44.107	72.618
5	9:51.325	2:13.387	56.677

6 66 Paul GARTLAND

Behind **2.292**

Best Time **1:45.020** Best Speed **71.986** On **3** Gp **a**

Lap	Elapsed Time	Lap Time	Lap Speed
1	2:37.506	2:37.506	47.998
2	4:23.894	1:46.388	71.061
3	6:08.914	1:45.020	71.986
4	7:56.208	1:47.294	70.461

7 35 Colin McWHIRTER

Behind **3.134**

Best Time **1:45.862** Best Speed **71.414** On **3** Gp **a**

Lap	Elapsed Time	Lap Time	Lap Speed
1	2:05.902	2:05.902	60.047
2	3:52.773	1:46.871	70.739
3	5:38.635	1:45.862	71.414
4	7:25.214	1:46.579	70.933
5	9:30.080	2:04.866	60.545

8 14 Jeff WARD

Behind **3.426**

Best Time **1:46.154** Best Speed **71.217** On **4** Gp **a**

Lap	Elapsed Time	Lap Time	Lap Speed
1	1:55.496	1:55.496	65.457
2	3:42.899	1:47.403	70.389
3	5:29.102	1:46.203	71.184
4	7:15.256	1:46.154	71.217
5	9:02.181	1:46.925	70.704

9 50 Peter O FLAHERTY

Behind **3.511**

Best Time **1:46.239** Best Speed **71.160** On **2** Gp **a**

Lap	Elapsed Time	Lap Time	Lap Speed
1	2:18.540	2:18.540	54.569
2	4:04.779	1:46.239	71.160
3	7:30.481	3:25.702	36.752



JUNIOR SUPPORT

Group A Qualifying

Friday, 29 April 2011

DETAILED RESULT

Qualifying Classification

Position

10 18 Vic ALLAN

Behind 3.753

Best Time 1:46.481 Best Speed 70.999 On 4 Gp a

Lap	Elapsed Time	Lap Time	Lap Speed
1	1:57.131	1:57.131	64.543
2	3:46.107	1:48.976	69.373
3	5:33.356	1:47.249	70.490
4	7:19.837	1:46.481	70.999
5	9:13.552	1:53.715	66.482

11 36 Mark HANNA

Behind 4.437

Best Time 1:47.165 Best Speed 70.545 On 3 Gp a

Lap	Elapsed Time	Lap Time	Lap Speed
1	2:15.854	2:15.854	55.648
2	4:05.680	1:49.826	68.836
3	5:52.845	1:47.165	70.545
4	7:52.165	1:59.320	63.359
5	10:04.657	2:12.492	57.060

12 21 Dave JONES

Behind 4.866

Best Time 1:47.594 Best Speed 70.264 On 2 Gp a

Lap	Elapsed Time	Lap Time	Lap Speed
1	1:57.556	1:57.556	64.310
2	3:45.150	1:47.594	70.264
3	5:33.110	1:47.960	70.026
4	7:21.115	1:48.005	69.997
5	9:18.382	1:57.267	64.468

13 41 Nige REA

Behind 5.240

Best Time 1:47.968 Best Speed 70.021 On 3 Gp a

Lap	Elapsed Time	Lap Time	Lap Speed
1	2:25.564	2:25.564	51.936
2	4:15.327	1:49.763	68.876
3	6:03.295	1:47.968	70.021
4	7:51.605	1:48.310	69.800
5	10:06.388	2:14.783	56.090

Qualifying Classification

Position

14 42 Brian LOUGHLIN

Behind 5.334

Best Time 1:48.062 Best Speed 69.960 On 4 Gp a

Lap	Elapsed Time	Lap Time	Lap Speed
1	2:40.294	2:40.294	47.163
2	4:29.792	1:49.498	69.042
3	6:18.210	1:48.418	69.730
4	8:06.272	1:48.062	69.960
5	10:19.304	2:13.032	56.828

15 59 Anthony AMBLER

Behind 5.541

Best Time 1:48.269 Best Speed 69.826 On 4 Gp a

Lap	Elapsed Time	Lap Time	Lap Speed
1	2:12.700	2:12.700	56.971
2	4:03.643	1:50.943	68.143
3	5:52.515	1:48.872	69.439
4	7:40.784	1:48.269	69.826
5	9:53.243	2:12.459	57.074

16 8 Derek ALLAN

Behind 5.658

Best Time 1:48.386 Best Speed 69.751 On 4 Gp a

Lap	Elapsed Time	Lap Time	Lap Speed
1	1:53.604	1:53.604	66.547
2	3:42.182	1:48.578	69.627
3	5:30.741	1:48.559	69.640
4	7:19.127	1:48.386	69.751
5	9:12.859	1:53.732	66.472

17 6 Baylon McCAUGHEY

Behind 6.695

Best Time 1:49.423 Best Speed 69.090 On 2 Gp a

Lap	Elapsed Time	Lap Time	Lap Speed
1	2:41.761	2:41.761	46.736
2	4:31.184	1:49.423	69.090
3	8:09.946	3:38.762	34.558



JUNIOR SUPPORT

Group A Qualifying

Friday, 29 April 2011

DETAILED RESULT

Qualifying Classification

Position

18 26 Mark SHIELDS

Behind **7.798**

Best Time **1:50.526** Best Speed **68.400** On **4** Gp **a**

Lap	Elapsed Time	Lap Time	Lap Speed
1	2:25.440	2:25.440	51.980
2	4:19.881	1:54.441	66.060
3	6:12.427	1:52.546	67.173
4	8:02.953	1:50.526	68.400
5	10:17.869	2:14.916	56.035

19 40 Wayne HALL

Behind **10.564**

Best Time **1:53.292** Best Speed **66.730** On **4** Gp **a**

Lap	Elapsed Time	Lap Time	Lap Speed
1	2:40.005	2:40.005	47.249
2	5:12.228	2:32.223	49.664
3	7:07.361	1:55.133	65.663
4	9:00.653	1:53.292	66.730

20 22 Richard FORD

Behind **13.977**

Best Time **1:56.705** Best Speed **64.779** On **3** Gp **a**

Lap	Elapsed Time	Lap Time	Lap Speed
1	3:06.110	3:06.110	40.621
2	5:04.309	1:58.199	63.960
3	7:01.014	1:56.705	64.779
4	9:06.603	2:05.589	60.196

21 52 Michael THOMAS

Behind **24.659**

Best Time **2:07.387** Best Speed **59.347** On **3** Gp **a**

Lap	Elapsed Time	Lap Time	Lap Speed
1	3:19.772	3:19.772	37.843
2	5:32.847	2:13.075	56.810
3	7:40.234	2:07.387	59.347
4	10:02.448	2:22.214	53.159




JUNIOR SUPPORT

Group B Qualifying

Friday, 29 April 2011

Pos	Class	No	Name	Machine / Sponsor	----- Best Lap -----			Laps	
					Time	Behind	Speed		
Qualifying Classification									
1	SJUN	113	Ronan PENTONY	Suzuki 650	1:42.163		73.999	3	5
2	SJUN	93	Ciaran O CALLAGHAN	Suzuki 650 - Gripmax	1:43.471	1.308	73.064	3	5
3	SJUN	103	Reuben McPHEE	Suzuki 650 - Northwest Gas	1:43.508	1.345	73.038	3	5
4	SJUN	116	Robbie LYALL	Kawasaki 400 - Fatspanner	1:44.798	2.635	72.139	4	5
5	SJUN	125	Nigel HOWARD	Suzuki 650	1:47.527	5.364	70.308	4	4
6	SJUN	202	Brian SMITH	Kawasaki 650	1:47.663	5.500	70.219	4	4
7	SJUN	77	Mark SHIELS	Kawasaki 650	1:48.384	6.221	69.752	2	2
8	SJUN	151	Phillip DRENNAN	Suzuki 650	1:48.854	6.691	69.451	3	4
9	SJUN	81	Julian KIRK	Kawasaki 650	1:49.008	6.845	69.353	3	4
10	SJUN	95	Robert GORDON	Honda 400	1:49.017	6.854	69.347	4	4
11	SJUN	148	Yvonne MONTGOMERY	Suzuki 650	1:49.428	7.265	69.087	4	4
12	SJUN	191	Jack WILLIAMSON	Suzuki 650 - Maineside Racing	1:49.528	7.365	69.023	4	4
13	SJUN	79	John McALLISTER	Kawasaki 400 - Mac 2 Racing	1:49.649	7.486	68.947	4	4
14	SJUN	48	Alex BLACK	Kawasaki 400	1:50.488	8.325	68.424	4	4
15	SJUN	134	Robert McMULLEN	Kawasaki 400	1:50.655	8.492	68.320	4	4
16	SJUN	138	Derek WILKIE	Kawasaki 400 - Fatspanner	1:51.260	9.097	67.949	4	4
17	SJUN	153	Noel BERTRAM	Honda 400	1:51.304	9.141	67.922	4	4
18	SJUN	88	Brendan FLYNN	Suzuki 650	1:52.005	9.842	67.497	3	4
19	SJUN	92	Michael LARKIN	Honda 400	1:53.103	10.940	66.842	4	4

These Results are provisional and are subject to ratification by the Stewards of the Meeting.

Track	Orritor	Signed		Organising Club	Cookstown & District MCC
Length(miles)	2.1000		Chief Timekeeper	Qualifying Started	16:52:27.650
Weather	Sunny, 18°C, 58%RH	Issued At:	17:02:17		
Track	Dry, 25°C				



MCUI
Ulster Centre
Timing
www.elaps-timing.com



Powered by
e-Laps II
© 2008
Walter Marks



JUNIOR SUPPORT

Group B Qualifying

Friday, 29 April 2011

DETAILED RESULT

Qualifying Classification

Position

1 113 Ronan PENTONY

Behind

Best Time **1:42.163** Best Speed **73.999** On **3** Gp **a**

Lap	Elapsed Time	Lap Time	Lap Speed
1	1:48.239	1:48.239	69.845
2	3:31.227	1:42.988	73.407
3	5:13.390	1:42.163	73.999
4	6:56.845	1:43.455	73.075
5	9:03.420	2:06.575	59.727

2 93 Ciaran O CALLAGHAN

Behind **1.308**

Best Time **1:43.471** Best Speed **73.064** On **3** Gp **a**

Lap	Elapsed Time	Lap Time	Lap Speed
1	1:44.397	1:44.397	72.416
2	3:29.104	1:44.707	72.201
3	5:12.575	1:43.471	73.064
4	6:59.004	1:46.429	71.033
5	9:09.273	2:10.269	58.034

3 103 Reuben McPHEE

Behind **1.345**

Best Time **1:43.508** Best Speed **73.038** On **3** Gp **a**

Lap	Elapsed Time	Lap Time	Lap Speed
1	1:43.831	1:43.831	72.811
2	3:28.722	1:44.891	72.075
3	5:12.230	1:43.508	73.038
4	6:56.550	1:44.320	72.469
5	9:05.013	2:08.463	58.850

4 116 Robbie LYALL

Behind **2.635**

Best Time **1:44.798** Best Speed **72.139** On **4** Gp **a**

Lap	Elapsed Time	Lap Time	Lap Speed
1	1:51.603	1:51.603	67.740
2	3:38.719	1:47.116	70.578
3	5:25.004	1:46.285	71.130
4	7:09.802	1:44.798	72.139
5	9:11.798	2:01.996	61.969

Qualifying Classification

Position

5 125 Nigel HOWARD

Behind **5.364**

Best Time **1:47.527** Best Speed **70.308** On **4** Gp **a**

Lap	Elapsed Time	Lap Time	Lap Speed
1	2:06.221	2:06.221	59.895
2	3:57.434	1:51.213	67.978
3	5:46.771	1:49.337	69.144
4	7:34.298	1:47.527	70.308

6 202 Brian SMITH

Behind **5.500**

Best Time **1:47.663** Best Speed **70.219** On **4** Gp **a**

Lap	Elapsed Time	Lap Time	Lap Speed
1	2:22.707	2:22.707	52.976
2	4:12.554	1:49.847	68.823
3	6:02.384	1:49.830	68.834
4	7:50.047	1:47.663	70.219

7 77 Mark SHIELS

Behind **6.221**

Best Time **1:48.384** Best Speed **69.752** On **2** Gp **a**

Lap	Elapsed Time	Lap Time	Lap Speed
1	2:12.565	2:12.565	57.029
2	4:00.949	1:48.384	69.752

8 151 Phillip DRENNAN

Behind **6.691**

Best Time **1:48.854** Best Speed **69.451** On **3** Gp **a**

Lap	Elapsed Time	Lap Time	Lap Speed
1	2:34.087	2:34.087	49.063
2	4:26.555	1:52.468	67.219
3	6:15.409	1:48.854	69.451
4	8:05.075	1:49.666	68.937

9 81 Julian KIRK

Behind **6.845**

Best Time **1:49.008** Best Speed **69.353** On **3** Gp **a**

Lap	Elapsed Time	Lap Time	Lap Speed
1	2:32.644	2:32.644	49.527
2	4:25.757	1:53.113	66.836
3	6:14.765	1:49.008	69.353
4	8:06.166	1:51.401	67.863



JUNIOR SUPPORT

Group B Qualifying

Friday, 29 April 2011

DETAILED RESULT

Qualifying Classification

Position

10 95 Robert GORDON

Behind 6.854

Best Time 1:49.017 Best Speed 69.347 On 4 Gp a

Lap	Elapsed Time	Lap Time	Lap Speed
1	2:25.540	2:25.540	51.944
2	4:17.975	1:52.435	67.239
3	6:09.128	1:51.153	68.014
4	7:58.145	1:49.017	69.347

11 148 Yvonne MONTGOMERY

Behind 7.265

Best Time 1:49.428 Best Speed 69.087 On 4 Gp a

Lap	Elapsed Time	Lap Time	Lap Speed
1	2:02.218	2:02.218	61.857
2	3:55.714	1:53.496	66.610
3	5:47.771	1:52.057	67.466
4	7:37.199	1:49.428	69.087

12 191 Jack WILLIAMSON

Behind 7.365

Best Time 1:49.528 Best Speed 69.023 On 4 Gp a

Lap	Elapsed Time	Lap Time	Lap Speed
1	2:07.981	2:07.981	59.071
2	3:58.307	1:50.326	68.524
3	5:48.043	1:49.736	68.893
4	7:37.571	1:49.528	69.023

13 79 John McALLISTER

Behind 7.486

Best Time 1:49.649 Best Speed 68.947 On 4 Gp a

Lap	Elapsed Time	Lap Time	Lap Speed
1	2:03.938	2:03.938	60.998
2	3:59.048	1:55.110	65.676
3	5:51.142	1:52.094	67.443
4	7:40.791	1:49.649	68.947

14 48 Alex BLACK

Behind 8.325

Best Time 1:50.488 Best Speed 68.424 On 4 Gp a

Lap	Elapsed Time	Lap Time	Lap Speed
1	2:32.990	2:32.990	49.415
2	4:26.877	1:53.887	66.382
3	6:21.167	1:54.290	66.148
4	8:11.655	1:50.488	68.424

Qualifying Classification

Position

15 134 Robert McMULLEN

Behind 8.492

Best Time 1:50.655 Best Speed 68.320 On 4 Gp a

Lap	Elapsed Time	Lap Time	Lap Speed
1	2:26.866	2:26.866	51.475
2	4:21.519	1:54.653	65.938
3	6:13.799	1:52.280	67.332
4	8:04.454	1:50.655	68.320

16 138 Derek WILKIE

Behind 9.097

Best Time 1:51.260 Best Speed 67.949 On 4 Gp a

Lap	Elapsed Time	Lap Time	Lap Speed
1	2:07.577	2:07.577	59.258
2	4:00.620	1:53.043	66.877
3	5:52.319	1:51.699	67.682
4	7:43.579	1:51.260	67.949

17 153 Noel BERTRAM

Behind 9.141

Best Time 1:51.304 Best Speed 67.922 On 4 Gp a

Lap	Elapsed Time	Lap Time	Lap Speed
1	2:08.624	2:08.624	58.776
2	4:01.240	1:52.616	67.131
3	5:52.654	1:51.414	67.855
4	7:43.958	1:51.304	67.922

18 88 Brendan FLYNN

Behind 9.842

Best Time 1:52.005 Best Speed 67.497 On 3 Gp a

Lap	Elapsed Time	Lap Time	Lap Speed
1	2:23.832	2:23.832	52.561
2	4:16.411	1:52.579	67.153
3	6:08.416	1:52.005	67.497
4	8:02.118	1:53.702	66.490

19 92 Michael LARKIN

Behind 10.940

Best Time 1:53.103 Best Speed 66.842 On 4 Gp a

Lap	Elapsed Time	Lap Time	Lap Speed
1	2:26.492	2:26.492	51.607
2	4:25.190	1:58.698	63.691
3	6:20.911	1:55.721	65.330
4	8:14.014	1:53.103	66.842


THE ROYAL HOTEL & BRAESIDE COOKSTOWN 100

JUNIOR SUPPORT Junior Support Combined Friday, 29 April 2011



Pos	Class	No	Name	-----Best Time / Qual Laps-----		Overall Best Time / Speed / Total Qual Laps
				Session A	Session B	
Qualifying Classification						
1	SJUN	113	Ronan PENTONY	-----	1:42.163	1:42.163 73.999
2	SJUN	7	Ciaran DONNELLY	1:42.728	-----	1:42.728 73.592
3	SJUN	43	Neil VICARS	1:42.861	-----	1:42.861 73.497
4	SJUN	93	Ciaran O CALLAGHAN	-----	1:43.471	1:43.471 73.064
5	SJUN	103	Reuben McPHEE	-----	1:43.508	1:43.508 73.038
6	SJUN	10	Tom LLEWELYN	1:43.821	-----	1:43.821 72.818
7	SJUN	30	Aron HATCH	1:44.066	-----	1:44.066 72.646
8	SJUN	47	David BLACK	1:44.107	-----	1:44.107 72.618
9	SJUN	116	Robbie LYALL	-----	1:44.798	1:44.798 72.139
10	SJUN	66	Paul GARTLAND	1:45.020	-----	1:45.020 71.986
11	SJUN	35	Colin McWHIRTER	1:45.862	-----	1:45.862 71.414
12	SJUN	14	Jeff WARD	1:46.154	-----	1:46.154 71.217
13	SJUN	50	Peter O FLAHERTY	1:46.239	-----	1:46.239 71.160
14	SJUN	18	Vic ALLAN	1:46.481	-----	1:46.481 70.999
15	SJUN	36	Mark HANNA	1:47.165	-----	1:47.165 70.545
16	SJUN	125	Nigel HOWARD	-----	1:47.527	1:47.527 70.308
17	SJUN	21	Dave JONES	1:47.594	-----	1:47.594 70.264
18	SJUN	202	Brian SMITH	-----	1:47.663	1:47.663 70.219
19	SJUN	41	Nige REA	1:47.968	-----	1:47.968 70.021
20	SJUN	42	Brian LOUGHLIN	1:48.062	-----	1:48.062 69.960
21	SJUN	59	Anthony AMBLER	1:48.269	-----	1:48.269 69.826
22	SJUN	77	Mark SHIELS	-----	1:48.384	1:48.384 69.752
23	SJUN	8	Derek ALLAN	1:48.386	-----	1:48.386 69.751
24	SJUN	151	Phillip DRENNAN	-----	1:48.854	1:48.854 69.451
25	SJUN	81	Julian KIRK	-----	1:49.008	1:49.008 69.353
26	SJUN	95	Robert GORDON	-----	1:49.017	1:49.017 69.347
27	SJUN	6	Baylon McCAUGHEY	1:49.423	-----	1:49.423 69.090
28	SJUN	148	Yvonne MONTGOMERY	-----	1:49.428	1:49.428 69.087
29	SJUN	191	Jack WILLIAMSON	-----	1:49.528	1:49.528 69.023
30	SJUN	79	John McALLISTER	-----	1:49.649	1:49.649 68.947
31	SJUN	48	Alex BLACK	-----	1:50.488	1:50.488 68.424
32	SJUN	26	Mark SHIELDS	1:50.526	-----	1:50.526 68.400
33	SJUN	134	Robert McMULLEN	-----	1:50.655	1:50.655 68.320
34	SJUN	138	Derek WILKIE	-----	1:51.260	1:51.260 67.949
35	SJUN	153	Noel BERTRAM	-----	1:51.304	1:51.304 67.922
36	SJUN	88	Brendan FLYNN	-----	1:52.005	1:52.005 67.497
37	SJUN	92	Michael LARKIN	-----	1:53.103	1:53.103 66.842
38	SJUN	40	Wayne HALL	1:53.292	-----	1:53.292 66.730
39	SJUN	22	Richard FORD	1:56.705	-----	1:56.705 64.779
40	SJUN	52	Michael THOMAS	2:07.387	-----	2:07.387 59.347

These Results are provisional and are subject to ratification by the Stewards of the Meeting.

Track	Orritor	Signed  Chief Timekeeper	Organising Club Cookstown & District MCC
Length(miles)	2.1000		
Weather	Sunny	Issued At:	
Track	Dry		



ROYAL HOTEL & BRAESIDE COOKSTOWN 100

JUNIOR SUPPORT

Orritor 2.100 Miles

R2: Greenvale Hotel, Cookstown Junior Support Race A

30/04/2011 10:50

Race (8 Laps)

Race 2 - JUNIOR SUPPORT A

11	59	77	
10	31	32	
9	202	41	42
8	28	29	30
7	36	125	21
6	25	26	27
5			
4	22	23	24
3	18		
2	19	20	21
1	35	14	50
	16	17	18
	47	116	66
	13	14	15
	10	11	12
	30		
	7	8	9
	93	103	10
	4	5	6
	113	7	43
	1	2	3

POLE POSITION 1



Provisional result subject to confirmation by the Stewards of the Meeting

Orbits

Promoted by Cookstown & District MCC

www.amb-it.com

MCUI (Ulster Centre) Timing

www.mylaps.com

www.elaps-timing.com

Licensed to: MCUI

ROYAL HOTEL & BRAESIDE COOKSTOWN 100

JUNIOR SUPPORT

Orritor 2.100 Miles


R17: KDM Hire Junior Support Race B

30/04/2011 15:50

Race (6 Laps)

Race 3 - JUNIOR SUPPORT B

10	52		
9	28	40	22
C	92	26	27
	25		
8		23	24
	22		
7	88		
	19	20	21
B	134	138	153
6		17	18
	16		
5	79	48	26
	13	14	15
4			
	10	11	12
3	191		
	7	8	9
A	95	6	148
2		5	6
	4		
1	8	151	81
	1	2	3
	POLE POSITION		



Provisional result subject to confirmation by the Stewards of the Meeting

Orbits

Promoted by Cookstown & District MCC

www.amb-it.com

MCUI (Ulster Centre) Timing

www.mylaps.com

www.elaps-timing.com

Licensed to: MCUI

THE ROYAL HOTEL & BRAESIDE COOKSTOWN 100



JUNIOR SUPPORT

Race 2 - Greenvale Hotel Junior Support A

Saturday, 30 April 2011

Pos	Class	No	Name	Machine / Sponsor	Gp	Laps	Total Time	Behind	Speed	-----Best Lap-----		
										Time	Speed	On
Race Classification												
1	SJUN	7	Ciaran DONNELLY	Honda 250	a	8	13:01.415		77.398	1:35.932	78.806	6
2	SJUN	50	Peter O FLAHERTY	Suzuki 650	b	8	13:08.664	7.249	76.687	1:36.750	78.140	8
3	SJUN	113	Ronan PENTONY	Suzuki 650	a	8	13:11.311	9.896	76.430	1:37.376	77.637	8
4	SJUN	103	Reuben McPHEE	Suzuki 650 - Northwest Gas	a	8	13:24.845	23.430	75.145	1:38.917	76.428	7
5	SJUN	35	Colin McWHIRTER	Suzuki 650 - Hot Stuff	b	8	13:32.924	31.509	74.398	1:39.860	75.706	8
6	SJUN	30	Aron HATCH	Suzuki 650	a	8	13:33.199	31.784	74.373	1:39.537	75.952	5
7	SJUN	43	Neil VICARS	Suzuki 650	a	8	13:35.245	33.830	74.186	1:39.925	75.657	8
8	SJUN	77	Mark SHIELS	Kawasaki 650	c	8	13:41.169	39.754	73.651	1:38.650	76.635	8
9	SJUN	47	David BLACK	Suzuki 650	b	8	13:41.955	40.540	73.581	1:41.199	74.704	3
10	SJUN	66	Paul GARTLAND	Suzuki 650	b	8	13:50.955	49.540	72.784	1:41.570	74.431	6
11	SJUN	14	Jeff WARD	Honda 400 - Dave Carbutt	b	8	13:51.231	49.816	72.760	1:41.768	74.287	8
12	SJUN	41	Nige REA	Suzuki 650	c	8	13:55.780	54.365	72.364	1:40.421	75.283	8
13	SJUN	125	Nigel HOWARD	Suzuki 650	c	8	13:56.995	55.580	72.258	1:42.506	73.752	8
14	SJUN	59	Anthony AMBLER	Suzuki 650	c	8	13:58.352	56.937	72.142	1:42.468	73.779	8
15	SJUN	21	Dave JONES	Kawasaki 400	c	8	13:58.795	57.380	72.103	1:43.063	73.353	6
16	SJUN	42	Brian LOUGHLIN	Suzuki 650	c	8	14:05.076	1:03.661	71.568	1:43.437	73.088	6
17	SJUN	202	Brian SMITH	Kawasaki 650	c	7	12:53.726	1 Lap	68.396	1:45.546	71.628	6


Fastest Lap / New Lap Record 78.806 mph (Previously 78.602 mph)

SJUN	7	Ciaran DONNELLY	Honda 250	a						1:35.932	78.806	6
------	---	-----------------	-----------	---	--	--	--	--	--	----------	--------	---

Not Classified

DNF	SJUN	36	Mark HANNA	Honda 250 - Roy Hanna Motors	c	6	10:02.283	2 Laps	75.313	1:38.069	77.089	6
DNF	SJUN	10	Tom LLEWELYN	Kawasaki 650 - McKinstry Racing	a	4	6:36.836	4 Laps	76.203	1:36.299	78.505	4
DNF	SJUN	116	Robbie LYALL	Kawasaki 400 - Fatspanner	b	3	5:10.986	5 Laps	72.929	1:41.075	74.796	3
DNF	SJUN	18	Vic ALLAN	Kawasaki 400	b	1	1:50.796	7 Laps	68.234	1:50.796	68.234	1

These Results are provisional and are subject to ratification by the Stewards of the Meeting.

Track	Orritor	Signed		Organising Club	Cookstown & District MCC
Length(miles)	2.1000		Chief Timekeeper	Warmup Started	
Weather	Sunny, 18°C, 47%RH			Race Started	11:05:01.438
Track	Dry, 19°C	Issued At:	11:20:28	Gp Time Diff - b	11.71 / c 24.18



MCUI
Ulster Centre
Timing
www.elaps-timing.com



Powered by
e-Laps II
© 2008
Walter Marks
Page 1 / 1



JUNIOR SUPPORT

Race 2 - Greenvale Hotel Junior Support A

Saturday, 30 April 2011

DETAILED RESULT

Race Classification

1 7 Ciaran DONNELLY

Total Time **13:01.415** Avg Speed **77.398** Behind
Best Time **1:35.932** Best Speed **78.806** On **6** Gp **a**

Lap	Elapsed Time	Lap Time	Lap Speed
1	1:45.162	1:45.162	71.889
2	3:23.313	1:38.151	77.024
3	4:59.783	1:36.470	78.366
4	6:35.877	1:36.094	78.673
5	8:11.884	1:36.007	78.744
6	9:47.816	1:35.932	78.806
7	11:24.007	1:36.191	78.594
8	13:01.415	1:37.408	77.612

2 50 Peter O FLAHERTY

Total Time **13:08.664** Avg Speed **76.687** Behind **7.249**
Best Time **1:36.750** Best Speed **78.140** On **8** Gp **b**

Lap	Elapsed Time	Lap Time	Lap Speed
1	1:43.940	1:43.940	72.734
2	3:22.684	1:38.744	76.562
3	5:00.673	1:37.989	77.152
4	6:40.191	1:39.518	75.966
5	8:17.295	1:37.104	77.855
6	9:54.384	1:37.089	77.867
7	11:31.914	1:37.530	77.515
8	13:08.664	1:36.750	78.140

3 113 Ronan PENTONY

Total Time **13:11.311** Avg Speed **76.430** Behind **9.896**
Best Time **1:37.376** Best Speed **77.637** On **8** Gp **a**

Lap	Elapsed Time	Lap Time	Lap Speed
1	1:44.806	1:44.806	72.133
2	3:24.512	1:39.706	75.823
3	5:02.788	1:38.276	76.926
4	6:40.468	1:37.680	77.396
5	8:17.881	1:37.413	77.608
6	9:55.601	1:37.720	77.364
7	11:33.935	1:38.334	76.881
8	13:11.311	1:37.376	77.637

Race Classification

4 103 Reuben McPHEE

Total Time **13:24.845** Avg Speed **75.145** Behind **23.430**
Best Time **1:38.917** Best Speed **76.428** On **7** Gp **a**

Lap	Elapsed Time	Lap Time	Lap Speed
1	1:44.709	1:44.709	72.200
2	3:25.680	1:40.971	74.873
3	5:06.318	1:40.638	75.121
4	6:46.210	1:39.892	75.682
5	8:27.238	1:41.028	74.831
6	10:06.853	1:39.615	75.892
7	11:45.770	1:38.917	76.428
8	13:24.845	1:39.075	76.306

5 35 Colin McWHIRTER

Total Time **13:32.924** Avg Speed **74.398** Behind **31.509**
Best Time **1:39.860** Best Speed **75.706** On **8** Gp **b**

Lap	Elapsed Time	Lap Time	Lap Speed
1	1:47.317	1:47.317	70.446
2	3:29.706	1:42.389	73.836
3	5:10.829	1:41.123	74.760
4	6:51.351	1:40.522	75.207
5	8:32.396	1:41.045	74.818
6	10:12.380	1:39.984	75.612
7	11:53.064	1:40.684	75.086
8	13:32.924	1:39.860	75.706

6 30 Aron HATCH

Total Time **13:33.199** Avg Speed **74.373** Behind **31.784**
Best Time **1:39.537** Best Speed **75.952** On **5** Gp **a**

Lap	Elapsed Time	Lap Time	Lap Speed
1	1:47.759	1:47.759	70.157
2	3:29.789	1:42.030	74.096
3	5:11.192	1:41.403	74.554
4	6:52.717	1:41.525	74.464
5	8:32.254	1:39.537	75.952
6	10:12.657	1:40.403	75.297
7	11:52.696	1:40.039	75.571
8	13:33.199	1:40.503	75.222





JUNIOR SUPPORT

Race 2 - Greenvale Hotel Junior Support A

Saturday, 30 April 2011

DETAILED RESULT

Race Classification

7 43 Neil VICARS

Total Time **13:35.245** Avg Speed **74.186** Behind **33.830**
 Best Time **1:39.925** Best Speed **75.657** On **8** Gp **a**

Lap	Elapsed Time	Lap Time	Lap Speed
1	1:49.326	1:49.326	69.151
2	3:30.451	1:41.125	74.759
3	5:11.613	1:41.162	74.732
4	6:51.718	1:40.105	75.521
5	8:33.637	1:41.919	74.177
6	10:14.476	1:40.839	74.971
7	11:55.320	1:40.844	74.967
8	13:35.245	1:39.925	75.657

8 77 Mark SHIELS

Total Time **13:41.169** Avg Speed **73.651** Behind **39.754**
 Best Time **1:38.650** Best Speed **76.635** On **8** Gp **c**

Lap	Elapsed Time	Lap Time	Lap Speed
1	1:51.463	1:51.463	67.825
2	3:34.682	1:43.219	73.242
3	5:16.705	1:42.023	74.101
4	6:58.440	1:41.735	74.311
5	8:41.382	1:42.942	73.439
6	10:21.897	1:40.515	75.213
7	12:02.519	1:40.622	75.133
8	13:41.169	1:38.650	76.635

9 47 David BLACK

Total Time **13:41.955** Avg Speed **73.581** Behind **40.540**
 Best Time **1:41.199** Best Speed **74.704** On **3** Gp **b**

Lap	Elapsed Time	Lap Time	Lap Speed
1	1:46.945	1:46.945	70.691
2	3:29.381	1:42.436	73.802
3	5:10.580	1:41.199	74.704
4	6:53.899	1:43.319	73.171
5	8:36.289	1:42.390	73.835
6	10:18.391	1:42.102	74.044
7	12:00.472	1:42.081	74.059
8	13:41.955	1:41.483	74.495

Race Classification

10 66 Paul GARTLAND

Total Time **13:50.955** Avg Speed **72.784** Behind **49.540**
 Best Time **1:41.570** Best Speed **74.431** On **6** Gp **b**

Lap	Elapsed Time	Lap Time	Lap Speed
1	1:48.993	1:48.993	69.362
2	3:32.158	1:43.165	73.281
3	5:15.136	1:42.978	73.414
4	6:58.556	1:43.420	73.100
5	8:41.103	1:42.547	73.722
6	10:22.673	1:41.570	74.431
7	12:07.449	1:44.776	72.154
8	13:50.955	1:43.506	73.039

11 14 Jeff WARD

Total Time **13:51.231** Avg Speed **72.760** Behind **49.816**
 Best Time **1:41.768** Best Speed **74.287** On **8** Gp **b**

Lap	Elapsed Time	Lap Time	Lap Speed
1	1:49.867	1:49.867	68.810
2	3:35.181	1:45.314	71.785
3	5:19.126	1:43.945	72.731
4	7:01.527	1:42.401	73.827
5	8:44.091	1:42.564	73.710
6	10:26.704	1:42.613	73.675
7	12:09.463	1:42.759	73.570
8	13:51.231	1:41.768	74.287

12 41 Nige REA

Total Time **13:55.780** Avg Speed **72.364** Behind **54.365**
 Best Time **1:40.421** Best Speed **75.283** On **8** Gp **c**

Lap	Elapsed Time	Lap Time	Lap Speed
1	1:50.763	1:50.763	68.254
2	3:35.969	1:45.206	71.859
3	5:21.056	1:45.087	71.940
4	7:05.347	1:44.291	72.489
5	8:48.504	1:43.157	73.286
6	10:31.767	1:43.263	73.211
7	12:15.359	1:43.592	72.979
8	13:55.780	1:40.421	75.283



JUNIOR SUPPORT

Race 2 - Greenvale Hotel Junior Support A

Saturday, 30 April 2011

DETAILED RESULT

Race Classification

13 125 Nigel HOWARD

Total Time **13:56.995** Avg Speed **72.258** Behind **55.580**
 Best Time **1:42.506** Best Speed **73.752** On **8** Gp **c**

Lap	Elapsed Time	Lap Time	Lap Speed
1	1:50.366	1:50.366	68.499
2	3:34.975	1:44.609	72.269
3	5:19.307	1:44.332	72.461
4	7:03.288	1:43.981	72.706
5	8:46.950	1:43.662	72.929
6	10:30.951	1:44.001	72.692
7	12:14.489	1:43.538	73.017
8	13:56.995	1:42.506	73.752

14 59 Anthony AMBLER

Total Time **13:58.352** Avg Speed **72.142** Behind **56.937**
 Best Time **1:42.468** Best Speed **73.779** On **8** Gp **c**

Lap	Elapsed Time	Lap Time	Lap Speed
1	1:51.970	1:51.970	67.518
2	3:36.358	1:44.388	72.422
3	5:20.486	1:44.128	72.603
4	7:04.599	1:44.113	72.613
5	8:48.248	1:43.649	72.938
6	10:31.541	1:43.293	73.190
7	12:15.884	1:44.343	72.453
8	13:58.352	1:42.468	73.779

15 21 Dave JONES

Total Time **13:58.795** Avg Speed **72.103** Behind **57.380**
 Best Time **1:43.063** Best Speed **73.353** On **6** Gp **c**

Lap	Elapsed Time	Lap Time	Lap Speed
1	1:50.175	1:50.175	68.618
2	3:35.635	1:45.460	71.686
3	5:19.825	1:44.190	72.560
4	7:03.991	1:44.166	72.576
5	8:47.618	1:43.627	72.954
6	10:30.681	1:43.063	73.353
7	12:15.029	1:44.348	72.450
8	13:58.795	1:43.766	72.856

Race Classification

16 42 Brian LOUGHLIN

Total Time **14:05.076** Avg Speed **71.568** Behind **1:03.661**
 Best Time **1:43.437** Best Speed **73.088** On **6** Gp **c**

Lap	Elapsed Time	Lap Time	Lap Speed
1	1:54.294	1:54.294	66.145
2	3:39.793	1:45.499	71.659
3	5:24.544	1:44.751	72.171
4	7:09.202	1:44.658	72.235
5	8:53.349	1:44.147	72.590
6	10:36.786	1:43.437	73.088
7	12:21.041	1:44.255	72.515
8	14:05.076	1:44.035	72.668

17 202 Brian SMITH

Total Time **12:53.726** Avg Speed **68.396** Behind **1 Lap**
 Best Time **1:45.546** Best Speed **71.628** On **6** Gp **c**

Lap	Elapsed Time	Lap Time	Lap Speed
1	1:53.733	1:53.733	66.471
2	3:40.598	1:46.865	70.743
3	5:27.057	1:46.459	71.013
4	7:15.438	1:48.381	69.754
5	9:21.091	2:05.653	60.166
6	11:06.637	1:45.546	71.628
7	12:53.726	1:47.089	70.595

Not Classified

DNF 36 Mark HANNA

Total Time **10:02.283** Avg Speed **75.313** Behind **2 Laps**
 Best Time **1:38.069** Best Speed **77.089** On **6** Gp **c**

Lap	Elapsed Time	Lap Time	Lap Speed
1	1:46.708	1:46.708	70.848
2	3:26.714	1:40.006	75.595
3	5:05.239	1:38.525	76.732
4	6:45.761	1:40.522	75.207
5	8:24.214	1:38.453	76.788
6	10:02.283	1:38.069	77.089

DNF 10 Tom LLEWELYN

Total Time **6:36.836** Avg Speed **76.203** Behind **4 Laps**
 Best Time **1:36.299** Best Speed **78.505** On **4** Gp **a**

Lap	Elapsed Time	Lap Time	Lap Speed
1	1:45.742	1:45.742	71.495
2	3:24.152	1:38.410	76.821
3	5:00.537	1:36.385	78.435
4	6:36.836	1:36.299	78.505



THE ROYAL HOTEL & BRAESIDE COOKSTOWN 100

JUNIOR SUPPORT

Race 2 - Greenvale Hotel Junior Support A

Saturday, 30 April 2011

DETAILED RESULT



Not Classified

DNF 116 Robbie LYALL

Total Time **5:10.986** Avg Speed **72.929** Behind **5 Laps**

Best Time **1:41.075** Best Speed **74.796** On **3** Gp **b**

Lap	Elapsed Time	Lap Time	Lap Speed
1	1:47.758	1:47.758	70.157
2	3:29.911	1:42.153	74.007
3	5:10.986	1:41.075	74.796

DNF 18 Vic ALLAN

Total Time **1:50.796** Avg Speed **68.234** Behind **7 Laps**

Best Time **1:50.796** Best Speed **68.234** On **1** Gp **b**


Lap	Elapsed Time	Lap Time	Lap Speed
1	1:50.796	1:50.796	68.234

THE ROYAL HOTEL & BRAESIDE COOKSTOWN 100


JUNIOR SUPPORT

Race 2 - Greenvale Hotel Junior Support A

LAP CHART



1					3					5																																																																																																			
No	Name	G	Elapsed Time	Lap Time	No	Name	G	Elapsed Time	Lap Time	No	Name	G	Elapsed Time	Lap Time																																																																																															
50	Peter O FLAHERTY	b	1:43.940	1:43.940	7	Ciaran DONNELLY	a	4:59.783	1:36.470	7	Ciaran DONNELLY	a	8:11.884	1:36.007																																																																																															
103	Reuben McPHEE	a	1:44.709	1:44.709	10	Tom LLEWELYN	a	5:00.537	1:36.385	50	Peter O FLAHERTY	b	8:17.295	1:37.104																																																																																															
113	Ronan PENTONY	a	1:44.806	1:44.806	50	Peter O FLAHERTY	b	5:00.673	1:37.989	113	Ronan PENTONY	a	8:17.881	1:37.413																																																																																															
7	Ciaran DONNELLY	a	1:45.162	1:45.162	113	Ronan PENTONY	a	5:02.788	1:38.276	36	Mark HANNA	c	8:24.214	1:38.453																																																																																															
10	Tom LLEWELYN	a	1:45.742	1:45.742	36	Mark HANNA	c	5:05.239	1:38.525	103	Reuben McPHEE	a	8:27.238	1:41.028																																																																																															
36	Mark HANNA	c	1:46.708	1:46.708	103	Reuben McPHEE	a	5:06.318	1:40.638	30	Aron HATCH	a	8:32.254	1:39.537																																																																																															
47	David BLACK	b	1:46.945	1:46.945	47	David BLACK	b	5:10.580	1:41.199	35	Colin McWHIRTER	b	8:32.396	1:41.045																																																																																															
35	Colin McWHIRTER	b	1:47.317	1:47.317	35	Colin McWHIRTER	b	5:10.829	1:41.123	43	Neil VICARS	a	8:33.637	1:41.919																																																																																															
116	Robbie LYALL	b	1:47.758	1:47.758	116	Robbie LYALL	b	5:10.986	1:41.075	47	David BLACK	b	8:36.289	1:42.390																																																																																															
30	Aron HATCH	a	1:47.759	1:47.759	30	Aron HATCH	a	5:11.192	1:41.403	66	Paul GARTLAND	b	8:41.103	1:42.547																																																																																															
66	Paul GARTLAND	b	1:48.993	1:48.993	43	Neil VICARS	a	5:11.613	1:41.162	77	Mark SHIELS	c	8:41.382	1:42.942																																																																																															
43	Neil VICARS	a	1:49.326	1:49.326	66	Paul GARTLAND	b	5:15.136	1:42.978	14	Jeff WARD	b	8:44.091	1:42.564																																																																																															
14	Jeff WARD	b	1:49.867	1:49.867	77	Mark SHIELS	c	5:16.705	1:42.023	125	Nigel HOWARD	c	8:46.950	1:43.662																																																																																															
21	Dave JONES	c	1:50.175	1:50.175	14	Jeff WARD	b	5:19.126	1:43.945	21	Dave JONES	c	8:47.618	1:43.627																																																																																															
125	Nigel HOWARD	c	1:50.366	1:50.366	125	Nigel HOWARD	c	5:19.307	1:44.332	59	Anthony AMBLER	c	8:48.248	1:43.649																																																																																															
41	Nige REA	c	1:50.763	1:50.763	21	Dave JONES	c	5:19.825	1:44.190	41	Nige REA	c	8:48.504	1:43.157																																																																																															
18	Vic ALLAN	b	1:50.796	1:50.796	59	Anthony AMBLER	c	5:20.486	1:44.128	42	Brian LOUGHLIN	c	8:53.349	1:44.147																																																																																															
77	Mark SHIELS	c	1:51.463	1:51.463	41	Nige REA	c	5:21.056	1:45.087	202	Brian SMITH	c	9:21.091	2:05.653																																																																																															
59	Anthony AMBLER	c	1:51.970	1:51.970	42	Brian LOUGHLIN	c	5:24.544	1:44.751	<div style="border: 1px solid black; padding: 2px; display: inline-block; margin-bottom: 5px;">6</div> <table border="1"> <thead> <tr> <th>No</th> <th>Name</th> <th>G</th> <th>Elapsed Time</th> <th>Lap Time</th> </tr> </thead> <tbody> <tr> <td>7</td> <td>Ciaran DONNELLY</td> <td>a</td> <td>9:47.816</td> <td>1:35.932</td> </tr> <tr> <td>50</td> <td>Peter O FLAHERTY</td> <td>b</td> <td>9:54.384</td> <td>1:37.089</td> </tr> <tr> <td>113</td> <td>Ronan PENTONY</td> <td>a</td> <td>9:55.601</td> <td>1:37.720</td> </tr> <tr> <td>36</td> <td>Mark HANNA</td> <td>c</td> <td>10:02.283</td> <td>1:38.069</td> </tr> <tr> <td>103</td> <td>Reuben McPHEE</td> <td>a</td> <td>10:06.853</td> <td>1:39.615</td> </tr> <tr> <td>35</td> <td>Colin McWHIRTER</td> <td>b</td> <td>10:12.380</td> <td>1:39.984</td> </tr> <tr> <td>30</td> <td>Aron HATCH</td> <td>a</td> <td>10:12.657</td> <td>1:40.403</td> </tr> <tr> <td>43</td> <td>Neil VICARS</td> <td>a</td> <td>10:14.476</td> <td>1:40.839</td> </tr> <tr> <td>47</td> <td>David BLACK</td> <td>b</td> <td>10:18.391</td> <td>1:42.102</td> </tr> <tr> <td>77</td> <td>Mark SHIELS</td> <td>c</td> <td>10:21.897</td> <td>1:40.515</td> </tr> <tr> <td>66</td> <td>Paul GARTLAND</td> <td>b</td> <td>10:22.673</td> <td>1:41.570</td> </tr> <tr> <td>14</td> <td>Jeff WARD</td> <td>b</td> <td>10:26.704</td> <td>1:42.613</td> </tr> <tr> <td>21</td> <td>Dave JONES</td> <td>c</td> <td>10:30.681</td> <td>1:43.063</td> </tr> <tr> <td>125</td> <td>Nigel HOWARD</td> <td>c</td> <td>10:30.951</td> <td>1:44.001</td> </tr> <tr> <td>59</td> <td>Anthony AMBLER</td> <td>c</td> <td>10:31.541</td> <td>1:43.293</td> </tr> <tr> <td>41</td> <td>Nige REA</td> <td>c</td> <td>10:31.767</td> <td>1:43.263</td> </tr> <tr> <td>42</td> <td>Brian LOUGHLIN</td> <td>c</td> <td>10:36.786</td> <td>1:43.437</td> </tr> <tr> <td>202</td> <td>Brian SMITH</td> <td>c</td> <td>11:06.637</td> <td>1:45.546</td> </tr> </tbody> </table>					No	Name	G	Elapsed Time	Lap Time	7	Ciaran DONNELLY	a	9:47.816	1:35.932	50	Peter O FLAHERTY	b	9:54.384	1:37.089	113	Ronan PENTONY	a	9:55.601	1:37.720	36	Mark HANNA	c	10:02.283	1:38.069	103	Reuben McPHEE	a	10:06.853	1:39.615	35	Colin McWHIRTER	b	10:12.380	1:39.984	30	Aron HATCH	a	10:12.657	1:40.403	43	Neil VICARS	a	10:14.476	1:40.839	47	David BLACK	b	10:18.391	1:42.102	77	Mark SHIELS	c	10:21.897	1:40.515	66	Paul GARTLAND	b	10:22.673	1:41.570	14	Jeff WARD	b	10:26.704	1:42.613	21	Dave JONES	c	10:30.681	1:43.063	125	Nigel HOWARD	c	10:30.951	1:44.001	59	Anthony AMBLER	c	10:31.541	1:43.293	41	Nige REA	c	10:31.767	1:43.263	42	Brian LOUGHLIN	c	10:36.786	1:43.437	202	Brian SMITH	c	11:06.637	1:45.546
No	Name	G	Elapsed Time	Lap Time																																																																																																									
7	Ciaran DONNELLY	a	9:47.816	1:35.932																																																																																																									
50	Peter O FLAHERTY	b	9:54.384	1:37.089																																																																																																									
113	Ronan PENTONY	a	9:55.601	1:37.720																																																																																																									
36	Mark HANNA	c	10:02.283	1:38.069																																																																																																									
103	Reuben McPHEE	a	10:06.853	1:39.615																																																																																																									
35	Colin McWHIRTER	b	10:12.380	1:39.984																																																																																																									
30	Aron HATCH	a	10:12.657	1:40.403																																																																																																									
43	Neil VICARS	a	10:14.476	1:40.839																																																																																																									
47	David BLACK	b	10:18.391	1:42.102																																																																																																									
77	Mark SHIELS	c	10:21.897	1:40.515																																																																																																									
66	Paul GARTLAND	b	10:22.673	1:41.570																																																																																																									
14	Jeff WARD	b	10:26.704	1:42.613																																																																																																									
21	Dave JONES	c	10:30.681	1:43.063																																																																																																									
125	Nigel HOWARD	c	10:30.951	1:44.001																																																																																																									
59	Anthony AMBLER	c	10:31.541	1:43.293																																																																																																									
41	Nige REA	c	10:31.767	1:43.263																																																																																																									
42	Brian LOUGHLIN	c	10:36.786	1:43.437																																																																																																									
202	Brian SMITH	c	11:06.637	1:45.546																																																																																																									
202	Brian SMITH	c	1:53.733	1:53.733	202	Brian SMITH	c	5:27.057	1:46.459																																																																																																				
42	Brian LOUGHLIN	c	1:54.294	1:54.294	<div style="border: 1px solid black; padding: 2px; display: inline-block; margin-bottom: 5px;">4</div> <table border="1"> <thead> <tr> <th>No</th> <th>Name</th> <th>G</th> <th>Elapsed Time</th> <th>Lap Time</th> </tr> </thead> <tbody> <tr> <td>7</td> <td>Ciaran DONNELLY</td> <td>a</td> <td>6:35.877</td> <td>1:36.094</td> </tr> <tr> <td>10</td> <td>Tom LLEWELYN</td> <td>a</td> <td>6:36.836</td> <td>1:36.299</td> </tr> <tr> <td>50</td> <td>Peter O FLAHERTY</td> <td>b</td> <td>6:40.191</td> <td>1:39.518</td> </tr> <tr> <td>113</td> <td>Ronan PENTONY</td> <td>a</td> <td>6:40.468</td> <td>1:37.680</td> </tr> <tr> <td>36</td> <td>Mark HANNA</td> <td>c</td> <td>6:45.761</td> <td>1:40.522</td> </tr> <tr> <td>103</td> <td>Reuben McPHEE</td> <td>a</td> <td>6:46.210</td> <td>1:39.892</td> </tr> <tr> <td>35</td> <td>Colin McWHIRTER</td> <td>b</td> <td>6:51.351</td> <td>1:40.522</td> </tr> <tr> <td>43</td> <td>Neil VICARS</td> <td>a</td> <td>6:51.718</td> <td>1:40.105</td> </tr> <tr> <td>30</td> <td>Aron HATCH</td> <td>a</td> <td>6:52.717</td> <td>1:41.525</td> </tr> <tr> <td>47</td> <td>David BLACK</td> <td>b</td> <td>6:53.899</td> <td>1:43.319</td> </tr> <tr> <td>77</td> <td>Mark SHIELS</td> <td>c</td> <td>6:58.440</td> <td>1:41.735</td> </tr> <tr> <td>66</td> <td>Paul GARTLAND</td> <td>b</td> <td>6:58.556</td> <td>1:43.420</td> </tr> <tr> <td>14</td> <td>Jeff WARD</td> <td>b</td> <td>7:01.527</td> <td>1:42.401</td> </tr> <tr> <td>125</td> <td>Nigel HOWARD</td> <td>c</td> <td>7:03.288</td> <td>1:43.981</td> </tr> <tr> <td>21</td> <td>Dave JONES</td> <td>c</td> <td>7:03.991</td> <td>1:44.166</td> </tr> <tr> <td>59</td> <td>Anthony AMBLER</td> <td>c</td> <td>7:04.599</td> <td>1:44.113</td> </tr> <tr> <td>41</td> <td>Nige REA</td> <td>c</td> <td>7:05.347</td> <td>1:44.291</td> </tr> <tr> <td>42</td> <td>Brian LOUGHLIN</td> <td>c</td> <td>7:09.202</td> <td>1:44.658</td> </tr> <tr> <td>202</td> <td>Brian SMITH</td> <td>c</td> <td>7:15.438</td> <td>1:48.381</td> </tr> </tbody> </table>					No	Name	G	Elapsed Time	Lap Time	7	Ciaran DONNELLY	a	6:35.877	1:36.094	10	Tom LLEWELYN	a	6:36.836	1:36.299	50	Peter O FLAHERTY	b	6:40.191	1:39.518	113	Ronan PENTONY	a	6:40.468	1:37.680	36	Mark HANNA	c	6:45.761	1:40.522	103	Reuben McPHEE	a	6:46.210	1:39.892	35	Colin McWHIRTER	b	6:51.351	1:40.522	43	Neil VICARS	a	6:51.718	1:40.105	30	Aron HATCH	a	6:52.717	1:41.525	47	David BLACK	b	6:53.899	1:43.319	77	Mark SHIELS	c	6:58.440	1:41.735	66	Paul GARTLAND	b	6:58.556	1:43.420	14	Jeff WARD	b	7:01.527	1:42.401	125	Nigel HOWARD	c	7:03.288	1:43.981	21	Dave JONES	c	7:03.991	1:44.166	59	Anthony AMBLER	c	7:04.599	1:44.113	41	Nige REA	c	7:05.347	1:44.291	42	Brian LOUGHLIN	c	7:09.202	1:44.658	202	Brian SMITH	c	7:15.438	1:48.381
No	Name	G	Elapsed Time	Lap Time																																																																																																									
7	Ciaran DONNELLY	a	6:35.877	1:36.094																																																																																																									
10	Tom LLEWELYN	a	6:36.836	1:36.299																																																																																																									
50	Peter O FLAHERTY	b	6:40.191	1:39.518																																																																																																									
113	Ronan PENTONY	a	6:40.468	1:37.680																																																																																																									
36	Mark HANNA	c	6:45.761	1:40.522																																																																																																									
103	Reuben McPHEE	a	6:46.210	1:39.892																																																																																																									
35	Colin McWHIRTER	b	6:51.351	1:40.522																																																																																																									
43	Neil VICARS	a	6:51.718	1:40.105																																																																																																									
30	Aron HATCH	a	6:52.717	1:41.525																																																																																																									
47	David BLACK	b	6:53.899	1:43.319																																																																																																									
77	Mark SHIELS	c	6:58.440	1:41.735																																																																																																									
66	Paul GARTLAND	b	6:58.556	1:43.420																																																																																																									
14	Jeff WARD	b	7:01.527	1:42.401																																																																																																									
125	Nigel HOWARD	c	7:03.288	1:43.981																																																																																																									
21	Dave JONES	c	7:03.991	1:44.166																																																																																																									
59	Anthony AMBLER	c	7:04.599	1:44.113																																																																																																									
41	Nige REA	c	7:05.347	1:44.291																																																																																																									
42	Brian LOUGHLIN	c	7:09.202	1:44.658																																																																																																									
202	Brian SMITH	c	7:15.438	1:48.381																																																																																																									
<div style="border: 1px solid black; padding: 2px; display: inline-block; margin-bottom: 5px;">2</div> <table border="1"> <thead> <tr> <th>No</th> <th>Name</th> <th>G</th> <th>Elapsed Time</th> <th>Lap Time</th> </tr> </thead> <tbody> <tr> <td>50</td> <td>Peter O FLAHERTY</td> <td>b</td> <td>3:22.684</td> <td>1:38.744</td> </tr> <tr> <td>7</td> <td>Ciaran DONNELLY</td> <td>a</td> <td>3:23.313</td> <td>1:38.151</td> </tr> <tr> <td>10</td> <td>Tom LLEWELYN</td> <td>a</td> <td>3:24.152</td> <td>1:38.410</td> </tr> <tr> <td>113</td> <td>Ronan PENTONY</td> <td>a</td> <td>3:24.512</td> <td>1:39.706</td> </tr> <tr> <td>103</td> <td>Reuben McPHEE</td> <td>a</td> <td>3:25.680</td> <td>1:40.971</td> </tr> <tr> <td>36</td> <td>Mark HANNA</td> <td>c</td> <td>3:26.714</td> <td>1:40.006</td> </tr> <tr> <td>47</td> <td>David BLACK</td> <td>b</td> <td>3:29.381</td> <td>1:42.436</td> </tr> <tr> <td>35</td> <td>Colin McWHIRTER</td> <td>b</td> <td>3:29.706</td> <td>1:42.389</td> </tr> <tr> <td>30</td> <td>Aron HATCH</td> <td>a</td> <td>3:29.789</td> <td>1:42.030</td> </tr> <tr> <td>116</td> <td>Robbie LYALL</td> <td>b</td> <td>3:29.911</td> <td>1:42.153</td> </tr> <tr> <td>43</td> <td>Neil VICARS</td> <td>a</td> <td>3:30.451</td> <td>1:41.125</td> </tr> <tr> <td>66</td> <td>Paul GARTLAND</td> <td>b</td> <td>3:32.158</td> <td>1:43.165</td> </tr> <tr> <td>77</td> <td>Mark SHIELS</td> <td>c</td> <td>3:34.682</td> <td>1:43.219</td> </tr> <tr> <td>125</td> <td>Nigel HOWARD</td> <td>c</td> <td>3:34.975</td> <td>1:44.609</td> </tr> <tr> <td>14</td> <td>Jeff WARD</td> <td>b</td> <td>3:35.181</td> <td>1:45.314</td> </tr> <tr> <td>21</td> <td>Dave JONES</td> <td>c</td> <td>3:35.635</td> <td>1:45.460</td> </tr> <tr> <td>41</td> <td>Nige REA</td> <td>c</td> <td>3:35.969</td> <td>1:45.206</td> </tr> <tr> <td>59</td> <td>Anthony AMBLER</td> <td>c</td> <td>3:36.358</td> <td>1:44.388</td> </tr> <tr> <td>42</td> <td>Brian LOUGHLIN</td> <td>c</td> <td>3:39.793</td> <td>1:45.499</td> </tr> <tr> <td>202</td> <td>Brian SMITH</td> <td>c</td> <td>3:40.598</td> <td>1:46.865</td> </tr> </tbody> </table>					No	Name	G	Elapsed Time	Lap Time	50	Peter O FLAHERTY	b	3:22.684	1:38.744	7	Ciaran DONNELLY	a	3:23.313	1:38.151	10	Tom LLEWELYN	a	3:24.152	1:38.410	113	Ronan PENTONY	a	3:24.512	1:39.706	103	Reuben McPHEE	a	3:25.680	1:40.971	36	Mark HANNA	c	3:26.714	1:40.006	47	David BLACK	b	3:29.381	1:42.436	35	Colin McWHIRTER	b	3:29.706	1:42.389	30	Aron HATCH	a	3:29.789	1:42.030	116	Robbie LYALL	b	3:29.911	1:42.153	43	Neil VICARS	a	3:30.451	1:41.125	66	Paul GARTLAND	b	3:32.158	1:43.165	77	Mark SHIELS	c	3:34.682	1:43.219	125	Nigel HOWARD	c	3:34.975	1:44.609	14	Jeff WARD	b	3:35.181	1:45.314	21	Dave JONES	c	3:35.635	1:45.460	41	Nige REA	c	3:35.969	1:45.206	59	Anthony AMBLER	c	3:36.358	1:44.388	42	Brian LOUGHLIN	c	3:39.793	1:45.499	202	Brian SMITH	c	3:40.598	1:46.865
					No	Name	G	Elapsed Time	Lap Time																																																																																																				
50	Peter O FLAHERTY	b	3:22.684	1:38.744																																																																																																									
7	Ciaran DONNELLY	a	3:23.313	1:38.151																																																																																																									
10	Tom LLEWELYN	a	3:24.152	1:38.410																																																																																																									
113	Ronan PENTONY	a	3:24.512	1:39.706																																																																																																									
103	Reuben McPHEE	a	3:25.680	1:40.971																																																																																																									
36	Mark HANNA	c	3:26.714	1:40.006																																																																																																									
47	David BLACK	b	3:29.381	1:42.436																																																																																																									
35	Colin McWHIRTER	b	3:29.706	1:42.389																																																																																																									
30	Aron HATCH	a	3:29.789	1:42.030																																																																																																									
116	Robbie LYALL	b	3:29.911	1:42.153																																																																																																									
43	Neil VICARS	a	3:30.451	1:41.125																																																																																																									
66	Paul GARTLAND	b	3:32.158	1:43.165																																																																																																									
77	Mark SHIELS	c	3:34.682	1:43.219																																																																																																									
125	Nigel HOWARD	c	3:34.975	1:44.609																																																																																																									
14	Jeff WARD	b	3:35.181	1:45.314																																																																																																									
21	Dave JONES	c	3:35.635	1:45.460																																																																																																									
41	Nige REA	c	3:35.969	1:45.206																																																																																																									
59	Anthony AMBLER	c	3:36.358	1:44.388																																																																																																									
42	Brian LOUGHLIN	c	3:39.793	1:45.499																																																																																																									
202	Brian SMITH	c	3:40.598	1:46.865																																																																																																									



JUNIOR SUPPORT

Race 2 - Greenvale Hotel Junior Support A

LAP CHART

7

No	Name	G	Elapsed Time	Lap Time
7	Ciaran DONNELLY	a	11:24.007	1:36.191
50	Peter O FLAHERTY	b	11:31.914	1:37.530
113	Ronan PENTONY	a	11:33.935	1:38.334
103	Reuben McPHEE	a	11:45.770	1:38.917
30	Aron HATCH	a	11:52.696	1:40.039
35	Colin McWHIRTER	b	11:53.064	1:40.684
43	Neil VICARS	a	11:55.320	1:40.844
47	David BLACK	b	12:00.472	1:42.081
77	Mark SHIELS	c	12:02.519	1:40.622
66	Paul GARTLAND	b	12:07.449	1:44.776
14	Jeff WARD	b	12:09.463	1:42.759
125	Nigel HOWARD	c	12:14.489	1:43.538
21	Dave JONES	c	12:15.029	1:44.348
41	Nige REA	c	12:15.359	1:43.592
59	Anthony AMBLER	c	12:15.884	1:44.343
42	Brian LOUGHLIN	c	12:21.041	1:44.255
202	Brian SMITH	c	12:53.726	1:47.089

8

No	Name	G	Elapsed Time	Lap Time
7	Ciaran DONNELLY	a	13:01.415	1:37.408
50	Peter O FLAHERTY	b	13:08.664	1:36.750
113	Ronan PENTONY	a	13:11.311	1:37.376
103	Reuben McPHEE	a	13:24.845	1:39.075
35	Colin McWHIRTER	b	13:32.924	1:39.860
30	Aron HATCH	a	13:33.199	1:40.503
43	Neil VICARS	a	13:35.245	1:39.925
77	Mark SHIELS	c	13:41.169	1:38.650
47	David BLACK	b	13:41.955	1:41.483
66	Paul GARTLAND	b	13:50.955	1:43.506
14	Jeff WARD	b	13:51.231	1:41.768
41	Nige REA	c	13:55.780	1:40.421
125	Nigel HOWARD	c	13:56.995	1:42.506
59	Anthony AMBLER	c	13:58.352	1:42.468
21	Dave JONES	c	13:58.795	1:43.766
42	Brian LOUGHLIN	c	14:05.076	1:44.035

ROYAL HOTEL & BRAESIDE COOKSTOWN 100
Sorted on Laps

JUNIOR SUPPORT

Orritor 2.100 Miles

R3: KDM Hire Junior Support Race B

30/04/2011 11:10

Race (6 Laps) started at 11:28:26

Pos	Class	No.	Name	Machine	Sponsor	Laps	Total Tm	Diff	Avg. Speed	Best Tm	Best Speed	Lap
1	SJUN	6	Baylon McCAUGHEY	Suzuki 650	irishracephotography.com	6	10:10.166		74.340	1:40.802	74.999	5
2	SJUN	151	Philip DRENNAN	Suzuki 650		6	10:24.130	13.964	72.677	1:42.354	73.861	4
3	SJUN	22	Richard FORD	Kawasaki 400		6	10:27.504	17.338	72.286	1:42.253	73.934	4
4	SJUN	148	Yvonne MONTGOMERY	Suzuki 650		6	10:32.952	22.786	71.664	1:43.364	73.140	4
5	SJUN	95	Robert GORDON	Honda 400		6	10:35.947	25.781	71.327	1:42.793	73.546	6
6	SJUN	81	Julian KIRK	Kawasaki 650		6	10:40.001	29.835	70.875	1:43.314	73.175	3
7	SJUN	8	Derek ALLAN	Kawasaki 400		6	10:47.020	36.854	70.106	1:46.030	71.301	4
8	SJUN	134	Robert McMULLEN	Kawasaki 400		6	10:50.328	40.162	69.749	1:46.204	71.184	6
9	SJUN	138	Derek WILKIE	Kawasaki 400	Fatspanner	6	10:50.926	40.760	69.685	1:46.215	71.176	5
10	SJUN	79	John McALLISTER	Kawasaki 400	Mac 2 Racing	6	10:54.088	43.922	69.348	1:45.652	71.556	5
11	SJUN	48	Alex BLACK	Kawasaki 400		6	10:57.790	47.624	68.958	1:46.412	71.045	5
12	SJUN	26	Mark SHIELDS	Aprilia 250		6	11:01.447	51.281	68.577	1:47.516	70.315	3
13	SJUN	88	Brendan FLYNN	Suzuki 650		6	11:01.860	51.694	68.534	1:48.104	69.933	5
14	SJUN	40	Wayne HALL	Honda 400	Specials	6	11:02.044	51.878	68.515	1:47.620	70.247	6
15	SJUN	92	Michael LARKIN	Honda 400		6	11:20.732	1:10.566	66.634	1:50.539	68.392	5
16	SJUN	52	Michael THOMAS	Honda 400		5	10:21.203	1 Lap	60.850	2:01.645	62.148	2

Announcements

Weather Sunny 20°C, 40% RH / Track: Dry 19°C

Margin of Victory	Avg. Speed	Best Lap Tm	Best Speed	Best Lap by
13.964	74.340	1:40.802	74.999	6 - Baylon McCAUGHEY

Provisional result subject to confirmation by the Stewards of the Meeting

Orbits

Promoted by Cookstown & District MCC

www.amb-it.com

MCUI (Ulster Centre) Timing

www.mylaps.com
www.elaps-timing.com

Licensed to: MCUI



ROYAL HOTEL & BRAESIDE COOKSTOWN 100
JUNIOR SUPPORT

Orritor 2.100 Miles

R3: KDM Hire Junior Support Race B

30/04/2011 11:10

Race (6 Laps) started at 11:28:26

(6) Baylon McCAUGHEY			(8) Derek ALLAN			(40) Wayne HALL		
1	1:44.702	+3.900	1	1:51.095	+5.065	1	2:09.724	+21.620
2	1:41.549	+0.747	2	1:47.417	+1.387	2	1:49.237	+1.133
3	1:41.103	+0.301	3	1:46.900	+0.870	3	1:49.036	+0.932
4	1:41.108	+0.306	4	1:46.030		4	1:49.060	+0.956
5	1:40.802		5	1:47.375	+1.345	5	1:48.104	
6	1:40.902	+0.100	6	1:48.203	+2.173	6	1:49.549	+1.445
(151) Philip DRENNAN			(134) Robert McMULLEN			(92) Michael LARKIN		
1	1:48.706	+6.352	1	2:07.357	+21.153	1	2:23.430	+35.810
2	1:44.348	+1.994	2	1:47.993	+1.789	2	1:50.084	+2.464
3	1:42.982	+0.628	3	1:48.082	+1.878	3	1:49.352	+1.732
4	1:42.354		4	1:47.260	+1.056	4	1:49.666	+2.046
5	1:42.954	+0.600	5	1:46.282	+0.078	5	1:48.292	+0.672
6	1:42.786	+0.432	6	1:46.204		6	1:47.620	
(22) Richard FORD			(138) Derek WILKIE			(52) Michael THOMAS		
1	2:16.220	+33.967	1	2:08.550	+22.335	1	2:23.734	+33.195
2	1:44.061	+1.808	2	1:47.845	+1.630	2	1:54.542	+4.003
3	1:44.147	+1.894	3	1:47.434	+1.219	3	1:51.043	+0.504
4	1:42.253		4	1:47.517	+1.302	4	1:52.912	+2.373
5	1:43.606	+1.353	5	1:46.215		5	1:50.539	
6	1:43.617	+1.364	6	1:46.215		6	1:54.362	+3.823
(148) Yvonne MONTGOMERY			(79) John McALLISTER			(52) Michael THOMAS		
1	1:52.506	+9.142	1	2:08.338	+22.686	1	2:37.920	+36.275
2	1:44.342	+0.978	2	1:49.538	+3.886	2	2:01.645	
3	1:44.315	+0.951	3	1:48.034	+2.382	3	2:03.500	+1.855
4	1:43.364		4	1:48.663	+3.011	4	2:01.894	+0.249
5	1:43.838	+0.474	5	1:45.652		5	2:02.644	+0.999
6	1:44.587	+1.223	6	1:46.713	+1.061			
(95) Robert GORDON			(48) Alex BLACK					
1	1:52.798	+10.005	1	2:10.292	+23.880			
2	1:46.814	+4.021	2	1:48.997	+2.585			
3	1:44.971	+2.178	3	1:49.053	+2.641			
4	1:43.934	+1.141	4	1:47.605	+1.193			
5	1:44.637	+1.844	5	1:46.412				
6	1:42.793		6	1:48.281	+1.869			
(81) Julian KIRK			(26) Mark SHIELDS					
1	1:51.923	+8.609	1	2:11.562	+24.046			
2	1:47.330	+4.016	2	1:50.039	+2.523			
3	1:43.314		3	1:47.516				
4	1:46.329	+3.015	4	1:48.628	+1.112			
5	1:45.029	+1.715	5	1:47.938	+0.422			
6	1:46.076	+2.762	6	1:48.614	+1.098			
			(88) Brendan FLYNN					

Provisional result subject to confirmation by the Stewards of the Meeting

Orbits

Promoted by Cookstown & District MCC

www.amb-it.com

MCUI (Ulster Centre) Timing

www.mylaps.com

www.elaps-timing.com

Licensed to: MCUI



IRISH ROAD RACE JUNIOR SUPPORT (subject to confirmation)

2011

					#1	
Pos	No.	Name	Total	Diff	Gap	R2
1	7	Ciaran DONNELLY	25	0	0	25
2	50	Peter O'FLAHERTY	20	5	5	20
3	113	Ronan PENTONY	16	9	4	16
4	103	Reuben McPHEE	13	12	3	13
5	35	Colin McWHIRTER	11	14	2	11
6	30	Aron HATCH	10	15	1	10
7	43	Neil VICARS	9	16	1	9
8	77	Mark SHIELS	8	17	1	8
9	47	David BLACK	7	18	1	7
10	66	Paul GARTLAND	6	19	1	6
11	14	Jeff WARD	5	20	1	5
12	41	Nige REA	4	21	1	4
13	125	Nigel HOWARD	3	22	1	3
14	59	Anthony AMBLER	2	23	1	2
15	21	Dave JONES	1	24	1	1

Event Legend

#1 29/04/2011 ROYAL HOTEL & BRAESIDE COOKSTOWN 100

Championship Standings of ULSTER ROAD RACE JUNIOR SUPPORT (subject to confirmation) Printed: 30/04/2011 11:25:49

ULSTER ROAD RACE JUNIOR SUPPORT (subject to confirmation)

2011

					#1	
Pos	No.	Name	Total	Diff	Gap	R2
1	7	Ciaran DONNELLY	25	0	0	25
2	50	Peter O'FLAHERTY	20	5	5	20
3	113	Ronan PENTONY	16	9	4	16
4	103	Reuben McPHEE	13	12	3	13
5	35	Colin McWHIRTER	11	14	2	11
6	30	Aron HATCH	10	15	1	10
7	43	Neil VICARS	9	16	1	9
8	77	Mark SHIELS	8	17	1	8
9	47	David BLACK	7	18	1	7
10	66	Paul GARTLAND	6	19	1	6
11	14	Jeff WARD	5	20	1	5
12	41	Nige REA	4	21	1	4
13	125	Nigel HOWARD	3	22	1	3
14	59	Anthony AMBLER	2	23	1	2
15	21	Dave JONES	1	24	1	1

Event Legend

#1 29/04/2011 ROYAL HOTEL & BRAESIDE COOKSTOWN 100