




COOKSTOWN 100

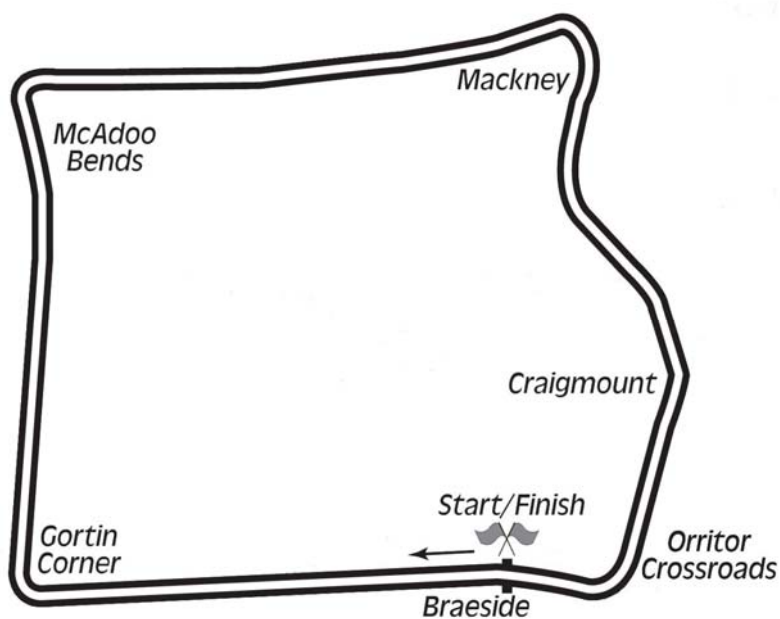
Friday 29th & Saturday 30th April 2011

promoted by Cookstown & District MCC
www.cookstown100.com

DREW STEWART AUTO REPAIRS OPEN B
&
DISCOUNT STORES COOKSTOWN 100 B



Orritor Circuit 2.1 miles



LAP RECORDS

Class	Rider	Machine	m s	mph	Year
125cc	William Dunlop	Honda	1 34.755	79.785	2010
Moto 450	to be established				
250cc	William Dunlop	Honda	1 29.658	84.320	2009
Supersport 400	Ryan Farquhar	Kawasaki	1 36.97	77.962	2003
Supertwins	Ryan Farquhar	Kawasaki 650	1 32.665	81.584	2010
Supersport	Keith Amor	Honda	1 25.144	88.791	2009
Open 1000cc	Ryan Farquhar	Kawasaki	1 23.250	90.811	2010
Senior Support	Gary Robinson	Yamaha 600	1 29.956	84.041	2007
Junior Support	Michael Dunlop	Yamaha 250	1 36.181	78.602	2006
Classic 1000cc	Wattie Brown	Norton 920	1 40.273	75.394	2006
Classic 500cc	Neill McWhirter	Norton	1 41.491	74.489	2010
Classic 350cc	Paul Coward	Honda	1 43.421	73.099	2004
Classic 250cc	Geoff McMullan	Suzuki	1 47.294	70.461	2006

MOST WINS at COOKSTOWN 100

Ryan Farquhar	17	1996 - 10
Ray McCullough	14	1967 - 79
Joey Dunlop	11	1977 - 98
Robert Dunlop	11	1985 - 08
Phillip McCallen	10	1987 - 96
Courtney Junk	8	1974 - 83
Mervyn Elwood	8	1987 - 97

ALL TIME IRISH ROAD RACE WINNERS (after Killalane 2010)

Most Wins at All Irish Road Race Meetings			Most Wins at Irish National Road Race Meetings		
1. Joey Dunlop	156	1971-00	1. Ryan Farquhar	145	1995-10
2. Ryan Farquhar	155	1995-10	2. Joey Dunlop	119	1971-00
3. Robert Dunlop	135	1980-08	3. Robert Dunlop	111	1980-08
4. Ray McCullough	109	1960-82	4. Ray McCullough	99	1960-82
Phillip McCallen	109	1987-99	5. Phillip McCallen	84	1987-99




SUPERBIKE

Group A Qualifying

Friday, 29 April 2011

Pos	Class	No	Name	Machine / Sponsor	----- Best Lap -----			On	Laps
					Time	Behind	Speed		
Qualifying Classification									
1	SBKR	3	Michael DUNLOP	Kawasaki - Street Sweep	1:26.376		87.524	3	4
2	SBKR	36	Michael PEARSON	BMW - D & G W Racing	1:26.573	0.197	87.325	4	5
3	SBKR	7	Guy MARTIN	Suzuki - Relentless Suzuki by TAS	1:27.017	0.641	86.880	4	5
4	SBKR	6	William DUNLOP	Honda - Wilson Craig Racing	1:27.704	1.328	86.199	4	4
5	SBKR	13	Adrian ARCHIBALD	BMW - AMA Racing	1:27.994	1.618	85.915	4	4
6	SBKR	16	John BURROWS	Suzuki - BE Racing / Cookstown	1:28.893	2.517	85.046	3	4
7	SBKR	38	Gary ROBINSON	Yamaha 600 - Robinson Electrical	1:30.095	3.719	83.911	4	4
8	SBKR	31	Shaun ANDERSON	Suzuki - ARD	1:30.377	4.001	83.650	4	4
9	SBKR	23	Michal DOKOUPIL	Kawasaki - AIR Kawasaki	1:30.722	4.346	83.331	4	4
10	SBKR	25	Ivan SHANLEY	Yamaha 600 - Ty-Rock	1:32.169	5.793	82.023	4	4
11	SBKR	30	Wayne KENNEDY	Suzuki 600 - GB Racing	1:34.204	7.828	80.251	3	4
12	SBKR	20	David LUMSDEN	Yamaha 600	1:34.246	7.870	80.216	3	4
13	SBKR	26	Dennis BOOTH	Suzuki	1:34.250	7.874	80.212	3	3
14	SBKR	52	Andrew BROWN	Aprilia - Freeway Lift Services	1:35.508	9.132	79.156	3	3
15	SBKR	24	Craig SHIRLAW	Kawasaki 600 - Shirlaws Motorcycles	1:35.535	9.159	79.133	3	3
16	SBKR	9	Sandor BITTER	Kawasaki - KMR / BA Components	1:36.067	9.691	78.695	4	4
17	SBKR	44	Glenn WALKER	Kawasaki 600 - Henderson Racing	1:36.459	10.083	78.375	4	4
18	SBKR	49	William COWDEN	Suzuki 750 - PRF Racing	1:36.826	10.450	78.078	4	4
19	SBKR	8	Anthony McCOLGAN	Suzuki	1:37.588	11.212	77.469	4	4

These Results are provisional and are subject to ratification by the Stewards of the Meeting.

Track	Orritor	Signed		Organising Club	Cookstown & District MCC
Length(miles)	2.1000		Chief Timekeeper	Qualifying Started	18:55:43.100
Weather	Cloudy, 16°C, 61% RH	Issued At:	19:03:29		
Track	Dry, 19°C				



MCUI
Ulster Centre
Timing
www.elaps-timing.com



Powered by
e-Laps II
© 2008
Walter Marks



SUPERBIKE

Group A Qualifying

Friday, 29 April 2011

DETAILED RESULT

Qualifying Classification

Position

1 **3 Michael DUNLOP**

Behind

Best Time **1:26.376** Best Speed **87.524** On **3** Gp **a**

Lap	Elapsed Time	Lap Time	Lap Speed
1	2:24.353	2:24.353	52.372
2	3:54.796	1:30.443	83.589
3	5:21.172	1:26.376	87.524
4	6:51.202	1:30.030	83.972

2 **36 Michael PEARSON**

Behind **0.197**

Best Time **1:26.573** Best Speed **87.325** On **4** Gp **a**

Lap	Elapsed Time	Lap Time	Lap Speed
1	1:30.956	1:30.956	83.117
2	2:58.099	1:27.143	86.754
3	4:25.026	1:26.927	86.970
4	5:51.599	1:26.573	87.325
5	7:28.525	1:36.926	77.998

3 **7 Guy MARTIN**

Behind **0.641**

Best Time **1:27.017** Best Speed **86.880** On **4** Gp **a**

Lap	Elapsed Time	Lap Time	Lap Speed
1	1:29.010	1:29.010	84.934
2	2:56.227	1:27.217	86.680
3	4:23.320	1:27.093	86.804
4	5:50.337	1:27.017	86.880
5	7:27.249	1:36.912	78.009

4 **6 William DUNLOP**

Behind **1.328**

Best Time **1:27.704** Best Speed **86.199** On **4** Gp **a**

Lap	Elapsed Time	Lap Time	Lap Speed
1	2:19.098	2:19.098	54.350
2	3:48.130	1:29.032	84.913
3	5:21.727	1:33.597	80.772
4	6:49.431	1:27.704	86.199

5 **13 Adrian ARCHIBALD**

Behind **1.618**

Best Time **1:27.994** Best Speed **85.915** On **4** Gp **a**

Lap	Elapsed Time	Lap Time	Lap Speed
1	1:46.015	1:46.015	71.311
2	3:16.215	1:30.200	83.814
3	4:45.015	1:28.800	85.135
4	6:13.009	1:27.994	85.915

Qualifying Classification

Position

6 **16 John BURROWS**

Behind **2.517**

Best Time **1:28.893** Best Speed **85.046** On **3** Gp **a**

Lap	Elapsed Time	Lap Time	Lap Speed
1	1:31.752	1:31.752	82.396
2	3:01.143	1:29.391	84.572
3	4:30.036	1:28.893	85.046
4	5:59.339	1:29.303	84.656

7 **38 Gary ROBINSON**

Behind **3.719**

Best Time **1:30.095** Best Speed **83.911** On **4** Gp **a**

Lap	Elapsed Time	Lap Time	Lap Speed
1	1:30.882	1:30.882	83.185
2	3:02.792	1:31.910	82.254
3	4:33.358	1:30.566	83.475
4	6:03.453	1:30.095	83.911

8 **31 Shaun ANDERSON**

Behind **4.001**

Best Time **1:30.377** Best Speed **83.650** On **4** Gp **a**

Lap	Elapsed Time	Lap Time	Lap Speed
1	2:27.249	2:27.249	51.342
2	3:59.552	1:32.303	81.904
3	5:31.028	1:31.476	82.645
4	7:01.405	1:30.377	83.650

9 **23 Michal DOKOUPIL**

Behind **4.346**

Best Time **1:30.722** Best Speed **83.331** On **4** Gp **a**

Lap	Elapsed Time	Lap Time	Lap Speed
1	2:20.528	2:20.528	53.797
2	3:54.607	1:34.079	80.358
3	5:27.757	1:33.150	81.159
4	6:58.479	1:30.722	83.331

10 **25 Ivan SHANLEY**

Behind **5.793**

Best Time **1:32.169** Best Speed **82.023** On **4** Gp **a**

Lap	Elapsed Time	Lap Time	Lap Speed
1	1:47.706	1:47.706	70.191
2	3:21.282	1:33.576	80.790
3	4:54.291	1:33.009	81.282
4	6:26.460	1:32.169	82.023





SUPERBIKE

Group A Qualifying

Friday, 29 April 2011

DETAILED RESULT

Qualifying Classification

Position

11 30 Wayne KENNEDY

Behind 7.828

Best Time 1:34.204 Best Speed 80.251 On 3 Gp a

Lap	Elapsed Time	Lap Time	Lap Speed
1	1:58.798	1:58.798	63.637
2	3:35.281	1:36.483	78.356
3	5:09.485	1:34.204	80.251
4	6:45.053	1:35.568	79.106

12 20 David LUMSDEN

Behind 7.870

Best Time 1:34.246 Best Speed 80.216 On 3 Gp a

Lap	Elapsed Time	Lap Time	Lap Speed
1	1:59.373	1:59.373	63.331
2	3:36.609	1:37.236	77.749
3	5:10.855	1:34.246	80.216
4	6:46.313	1:35.458	79.197

13 26 Dennis BOOTH

Behind 7.874

Best Time 1:34.250 Best Speed 80.212 On 3 Gp a

Lap	Elapsed Time	Lap Time	Lap Speed
1	2:49.399	2:49.399	44.628
2	4:24.924	1:35.525	79.142
3	5:59.174	1:34.250	80.212

14 52 Andrew BROWN

Behind 9.132

Best Time 1:35.508 Best Speed 79.156 On 3 Gp a

Lap	Elapsed Time	Lap Time	Lap Speed
1	2:39.204	2:39.204	47.486
2	4:16.025	1:36.821	78.082
3	5:51.533	1:35.508	79.156

15 24 Craig SHIRLAW

Behind 9.159

Best Time 1:35.535 Best Speed 79.133 On 3 Gp a

Lap	Elapsed Time	Lap Time	Lap Speed
1	2:52.703	2:52.703	43.775
2	4:28.440	1:35.737	78.966
3	6:03.975	1:35.535	79.133

Qualifying Classification

Position

16 9 Sandor BITTER

Behind 9.691

Best Time 1:36.067 Best Speed 78.695 On 4 Gp a

Lap	Elapsed Time	Lap Time	Lap Speed
1	1:50.610	1:50.610	68.348
2	3:30.361	1:39.751	75.789
3	5:08.744	1:38.383	76.843
4	6:44.811	1:36.067	78.695

17 44 Glenn WALKER

Behind 10.083

Best Time 1:36.459 Best Speed 78.375 On 4 Gp a

Lap	Elapsed Time	Lap Time	Lap Speed
1	1:53.920	1:53.920	66.362
2	3:31.521	1:37.601	77.458
3	5:08.942	1:37.421	77.601
4	6:45.401	1:36.459	78.375

18 49 William COWDEN

Behind 10.450

Best Time 1:36.826 Best Speed 78.078 On 4 Gp a

Lap	Elapsed Time	Lap Time	Lap Speed
1	1:54.394	1:54.394	66.087
2	3:32.369	1:37.975	77.163
3	5:09.370	1:37.001	77.937
4	6:46.196	1:36.826	78.078

19 8 Anthony McCOLGAN

Behind 11.212

Best Time 1:37.588 Best Speed 77.469 On 4 Gp a

Lap	Elapsed Time	Lap Time	Lap Speed
1	1:58.070	1:58.070	64.030
2	3:38.243	1:40.173	75.469
3	5:16.220	1:37.977	77.161
4	6:53.808	1:37.588	77.469



SUPERBIKE


Group B Qualifying

Friday, 29 April 2011

Pos	Class	No	Name	Machine / Sponsor	----- Best Lap -----			On	Laps
					Time	Behind	Speed		
1	SBKR	77	Ryan FARQUHAR	Kawasaki - KMR / BA Components	1:25.552		88.367	4	5
2	SBKR	82	Derek SHEILS	Honda - Amigos	1:26.142	0.590	87.762	4	4
3	SBKR	86	Cameron DONALD	Honda - Wilson Craig Racing	1:26.556	1.004	87.342	4	5
4	SBKR	71	Davy MORGAN	Suzuki - Strangford Holiday Park	1:29.643	4.091	84.335	4	4
5	SBKR	123	Andrew BRADY	Suzuki	1:29.952	4.400	84.045	4	4
6	SBKR	128	Wayne HAMILTON	Yamaha 600 - Track Day Tools	1:30.130	4.578	83.879	4	4
7	SBKR	101	Brian McCORMACK	Honda - TAG Racing	1:30.534	4.982	83.505	4	4
8	SBKR	65	Michael SWEENEY	Honda - Tracblast / Greenclean	1:30.674	5.122	83.376	4	4
9	SBKR	64	Stephen McKNIGHT	Yamaha	1:30.975	5.423	83.100	3	4
10	SBKR	96	Andy FARRELL	Yamaha - Farrelly Racing	1:31.476	5.924	82.645	4	4
11	SBKR	99	Andrew COURTNEY	Yamaha - Team Hardship Racing	1:31.542	5.990	82.585	4	4
12	SBKR	150	William DAVISON	Honda 600 - Hill Contracts	1:31.592	6.040	82.540	4	4
13	SBKR	117	Gary MILLER	Suzuki 750	1:34.686	9.134	79.843	2	4
14	SBKR	93	Paul CRANSTON	Honda - Loughrin Racing	1:35.183	9.631	79.426	4	4
15	SBKR	104	Daley MATHISON	Honda	1:35.803	10.251	78.912	3	4
16	SBKR	73	Derek COSTELLO	Yamaha 600	1:36.051	10.499	78.708	4	4
17	SBKR	54	Corran SMYTH	Suzuki - Crazy Cat Customs	1:37.948	12.396	77.184	2	4
18	SBKR	12	Alan JACKSON	Moriwaki MD 600 - W A Corless / Jackson Racing	1:43.263	17.711	73.211	4	4
19	SBKR	57	Adrian LOGUE	Suzuki 750	1:44.550	18.998	72.310	3	4
20	SBKR	42	Dylan SCOTT	Yamaha 600	1:48.194	22.642	69.874	3	3

Qualifying Classification

These Results are provisional and are subject to ratification by the Stewards of the Meeting.

Track	Orritor	Signed		Organising Club	Cookstown & District MCC
Length(miles)	2.1000		Chief Timekeeper	Qualifying Started	19:05:30.903
Weather	Sunny	Issued At:	19:14:19		
Track	Dry				



MCUI
Ulster Centre
Timing
www.elaps-timing.com



Powered by
e-Laps II
© 2008
Walter Marks



SUPERBIKE

Group B Qualifying

Friday, 29 April 2011

DETAILED RESULT

Qualifying Classification

Position

1 77 Ryan FARQUHAR

Behind

Best Time **1:25.552** Best Speed **88.367** On **4** Gp **a**

Lap	Elapsed Time	Lap Time	Lap Speed
1	1:38.710	1:38.710	76.588
2	3:05.347	1:26.637	87.261
3	4:32.559	1:27.212	86.685
4	5:58.111	1:25.552	88.367
5	7:39.294	1:41.183	74.716

2 82 Derek SHEILS

Behind **0.590**

Best Time **1:26.142** Best Speed **87.762** On **4** Gp **a**

Lap	Elapsed Time	Lap Time	Lap Speed
1	1:50.350	1:50.350	68.509
2	3:18.389	1:28.039	85.871
3	4:44.599	1:26.210	87.693
4	6:10.741	1:26.142	87.762

3 86 Cameron DONALD

Behind **1.004**

Best Time **1:26.556** Best Speed **87.342** On **4** Gp **a**

Lap	Elapsed Time	Lap Time	Lap Speed
1	1:38.440	1:38.440	76.798
2	3:07.545	1:29.105	84.844
3	4:47.425	1:39.880	75.691
4	6:13.981	1:26.556	87.342
5	8:05.109	1:51.128	68.030

4 71 Davy MORGAN

Behind **4.091**

Best Time **1:29.643** Best Speed **84.335** On **4** Gp **a**

Lap	Elapsed Time	Lap Time	Lap Speed
1	2:24.220	2:24.220	52.420
2	3:56.914	1:32.694	81.559
3	5:27.483	1:30.569	83.472
4	6:57.126	1:29.643	84.335

5 123 Andrew BRADY

Behind **4.400**

Best Time **1:29.952** Best Speed **84.045** On **4** Gp **a**

Lap	Elapsed Time	Lap Time	Lap Speed
1	1:56.539	1:56.539	64.871
2	3:28.247	1:31.708	82.436
3	4:58.538	1:30.291	83.729
4	6:28.490	1:29.952	84.045

Qualifying Classification

Position

6 128 Wayne HAMILTON

Behind **4.578**

Best Time **1:30.130** Best Speed **83.879** On **4** Gp **a**

Lap	Elapsed Time	Lap Time	Lap Speed
1	2:27.325	2:27.325	51.315
2	3:59.974	1:32.649	81.598
3	5:32.998	1:33.024	81.269
4	7:03.128	1:30.130	83.879

7 101 Brian McCORMACK

Behind **4.982**

Best Time **1:30.534** Best Speed **83.505** On **4** Gp **a**

Lap	Elapsed Time	Lap Time	Lap Speed
1	1:50.222	1:50.222	68.589
2	3:23.170	1:32.948	81.336
3	4:55.436	1:32.266	81.937
4	6:25.970	1:30.534	83.505

8 65 Michael SWEENEY

Behind **5.122**

Best Time **1:30.674** Best Speed **83.376** On **4** Gp **a**

Lap	Elapsed Time	Lap Time	Lap Speed
1	1:53.256	1:53.256	66.751
2	3:24.052	1:30.796	83.264
3	4:55.709	1:31.657	82.481
4	6:26.383	1:30.674	83.376

9 64 Stephen McKNIGHT

Behind **5.423**

Best Time **1:30.975** Best Speed **83.100** On **3** Gp **a**

Lap	Elapsed Time	Lap Time	Lap Speed
1	2:15.790	2:15.790	55.674
2	3:48.417	1:32.627	81.618
3	5:19.392	1:30.975	83.100
4	6:51.428	1:32.036	82.142

10 96 Andy FARRELL

Behind **5.924**

Best Time **1:31.476** Best Speed **82.645** On **4** Gp **a**

Lap	Elapsed Time	Lap Time	Lap Speed
1	2:08.886	2:08.886	58.656
2	3:41.054	1:32.168	82.024
3	5:13.671	1:32.617	81.626
4	6:45.147	1:31.476	82.645





SUPERBIKE

Group B Qualifying

Friday, 29 April 2011

DETAILED RESULT

Qualifying Classification

Position

11 99 Andrew COURTNEY

Behind 5.990

Best Time 1:31.542 Best Speed 82.585 On 4 Gp a

Lap	Elapsed Time	Lap Time	Lap Speed
1	1:50.761	1:50.761	68.255
2	3:23.562	1:32.801	81.465
3	4:56.250	1:32.688	81.564
4	6:27.792	1:31.542	82.585

12 150 William DAVISON

Behind 6.040

Best Time 1:31.592 Best Speed 82.540 On 4 Gp a

Lap	Elapsed Time	Lap Time	Lap Speed
1	2:06.483	2:06.483	59.771
2	3:40.310	1:33.827	80.574
3	5:12.977	1:32.667	81.582
4	6:44.569	1:31.592	82.540

13 117 Gary MILLER

Behind 9.134

Best Time 1:34.686 Best Speed 79.843 On 2 Gp a

Lap	Elapsed Time	Lap Time	Lap Speed
1	2:10.962	2:10.962	57.727
2	3:45.648	1:34.686	79.843
3	5:20.824	1:35.176	79.432
4	6:56.801	1:35.977	78.769

14 93 Paul CRANSTON

Behind 9.631

Best Time 1:35.183 Best Speed 79.426 On 4 Gp a

Lap	Elapsed Time	Lap Time	Lap Speed
1	2:19.547	2:19.547	54.175
2	3:56.098	1:36.551	78.301
3	5:32.907	1:36.809	78.092
4	7:08.090	1:35.183	79.426

15 104 Daley MATHISON

Behind 10.251

Best Time 1:35.803 Best Speed 78.912 On 3 Gp a

Lap	Elapsed Time	Lap Time	Lap Speed
1	2:32.796	2:32.796	49.478
2	4:12.786	1:39.990	75.608
3	5:48.589	1:35.803	78.912
4	7:25.758	1:37.169	77.803

Qualifying Classification

Position

16 73 Derek COSTELLO

Behind 10.499

Best Time 1:36.051 Best Speed 78.708 On 4 Gp a

Lap	Elapsed Time	Lap Time	Lap Speed
1	2:02.851	2:02.851	61.538
2	3:39.296	1:36.445	78.387
3	5:16.970	1:37.674	77.400
4	6:53.021	1:36.051	78.708

17 54 Corran SMYTH

Behind 12.396

Best Time 1:37.948 Best Speed 77.184 On 2 Gp a

Lap	Elapsed Time	Lap Time	Lap Speed
1	2:27.967	2:27.967	51.092
2	4:05.915	1:37.948	77.184
3	5:46.434	1:40.519	75.210
4	7:25.307	1:38.873	76.462

18 12 Alan JACKSON

Behind 17.711

Best Time 1:43.263 Best Speed 73.211 On 4 Gp a

Lap	Elapsed Time	Lap Time	Lap Speed
1	2:12.451	2:12.451	57.078
2	3:56.650	1:44.199	72.553
3	5:41.885	1:45.235	71.839
4	7:25.148	1:43.263	73.211

19 57 Adrian LOGUE

Behind 18.998

Best Time 1:44.550 Best Speed 72.310 On 3 Gp a

Lap	Elapsed Time	Lap Time	Lap Speed
1	2:27.249	2:27.249	51.342
2	4:13.443	1:46.194	71.190
3	5:57.993	1:44.550	72.310
4	8:00.743	2:02.750	61.589

20 42 Dylan SCOTT

Behind 22.642

Best Time 1:48.194 Best Speed 69.874 On 3 Gp a

Lap	Elapsed Time	Lap Time	Lap Speed
1	2:45.434	2:45.434	45.698
2	4:36.794	1:51.360	67.888
3	6:24.988	1:48.194	69.874


THE ROYAL HOTEL & BRAESIDE COOKSTOWN 100

SUPERBIKE
Superbike Combined
Friday, 29 April 2011



Pos	Class	No	Name	-----Best Time / Qual Laps-----		Overall Best Time / Speed / Total Qual Laps
				Session A	Session B	
Qualifying Classification						
1	SBKR	77	Ryan FARQUHAR	-----	1:25.552	1:25.552 88.367
2	SBKR	82	Derek SHEILS	-----	1:26.142	1:26.142 87.762
3	SBKR	3	Michael DUNLOP	1:26.376	-----	1:26.376 87.524
4	SBKR	86	Cameron DONALD	-----	1:26.556	1:26.556 87.342
5	SBKR	36	Michael PEARSON	1:26.573	-----	1:26.573 87.325
6	SBKR	7	Guy MARTIN	1:27.017	-----	1:27.017 86.880
7	SBKR	6	William DUNLOP	1:27.704	-----	1:27.704 86.199
8	SBKR	13	Adrian ARCHIBALD	1:27.994	-----	1:27.994 85.915
9	SBKR	16	John BURROWS	1:28.893	-----	1:28.893 85.046
10	SBKR	71	Davy MORGAN	-----	1:29.643	1:29.643 84.335
11	SBKR	123	Andrew BRADY	-----	1:29.952	1:29.952 84.045
12	SBKR	38	Gary ROBINSON	1:30.095	-----	1:30.095 83.911
13	SBKR	128	Wayne HAMILTON	-----	1:30.130	1:30.130 83.879
14	SBKR	31	Shaun ANDERSON	1:30.377	-----	1:30.377 83.650
15	SBKR	101	Brian McCORMACK	-----	1:30.534	1:30.534 83.505
16	SBKR	65	Michael SWEENEY	-----	1:30.674	1:30.674 83.376
17	SBKR	23	Michal DOKOUPIL	1:30.722	-----	1:30.722 83.331
18	SBKR	64	Stephen McKNIGHT	-----	1:30.975	1:30.975 83.100
19	SBKR	96	Andy FARRELL	-----	1:31.476	1:31.476 82.645
20	SBKR	99	Andrew COURTNEY	-----	1:31.542	1:31.542 82.585
21	SBKR	150	William DAVISON	-----	1:31.592	1:31.592 82.540
22	SBKR	25	Ivan SHANLEY	1:32.169	-----	1:32.169 82.023
23	SBKR	30	Wayne KENNEDY	1:34.204	-----	1:34.204 80.251
24	SBKR	20	David LUMSDEN	1:34.246	-----	1:34.246 80.216
25	SBKR	26	Dennis BOOTH	1:34.250	-----	1:34.250 80.212
26	SBKR	117	Gary MILLER	-----	1:34.686	1:34.686 79.843
27	SBKR	93	Paul CRANSTON	-----	1:35.183	1:35.183 79.426
28	SBKR	52	Andrew BROWN	1:35.508	-----	1:35.508 79.156
29	SBKR	24	Craig SHIRLAW	1:35.535	-----	1:35.535 79.133
30	SBKR	104	Daley MATHISON	-----	1:35.803	1:35.803 78.912
31	SBKR	73	Derek COSTELLO	-----	1:36.051	1:36.051 78.708
32	SBKR	9	Sandor BITTER	1:36.067	-----	1:36.067 78.695
33	SBKR	44	Glenn WALKER	1:36.459	-----	1:36.459 78.375
34	SBKR	49	William COWDEN	1:36.826	-----	1:36.826 78.078
35	SBKR	8	Anthony McCOLGAN	1:37.588	-----	1:37.588 77.469
36	SBKR	54	Corran SMYTH	-----	1:37.948	1:37.948 77.184
37	SBKR	12	Alan JACKSON	-----	1:43.263	1:43.263 73.211
38	SBKR	57	Adrian LOGUE	-----	1:44.550	1:44.550 72.310
39	SBKR	42	Dylan SCOTT	-----	1:48.194	1:48.194 69.874

These Results are provisional and are subject to ratification by the Stewards of the Meeting.

Track	Orritor	Signed	Organising Club	Cookstown & District MCC
Length(miles)	2.1000	 Chief Timekeeper		
Weather	Sunny	Issued At:		
Track	Dry			



ROYAL HOTEL & BRAESIDE COOKSTOWN 100

SUPERBIKE

Orritor 2.100 Miles


R12: Drew Stewart Auto Repairs Open Race B

30/04/2011 13:50

Race (6 Laps)

Race 12 - OPEN B

6	B	12	57	42
		16	17	18
5		44	49	54
		13	14	15
<hr/>				
4			11	12
3		9		
		7	8	9
2	A	52	24	73
		4	5	6
1		20	26	93
		POLE POSITION 1	2	3



Provisional result subject to confirmation by the Stewards of the Meeting

Orbits

Promoted by Cookstown & District MCC

www.amb-it.com

MCUI (Ulster Centre) Timing

www.mylaps.com

www.elaps-timing.com

Licensed to: MCUI

ROYAL HOTEL & BRAESIDE COOKSTOWN 100

SUPERBIKE

Orritor 2.100 Miles

R18: Discount Stores Cookstown 100 Open Race B

30/04/2011 16:10

Race (6 Laps)

Race 18 - COOKSTOWN 100 B

5	B	54 13	12 14	42 15
4		10	11	12
3		8 7	8	9
2	A	52	9 5	49 6
1		20 4 POLE POSITION 1	117 2	93 3



Provisional result subject to confirmation by the Stewards of the Meeting

Orbits

Promoted by Cookstown & District MCC

www.amb-it.com

MCUI (Ulster Centre) Timing

www.mylaps.com

www.elaps-timing.com

Licensed to: MCUI

THE ROYAL HOTEL & BRAESIDE COOKSTOWN 100

SUPERBIKE


Race 12 - Drew Stewart Auto Repairs Open B

Saturday, 30 April 2011



Pos	Class	No	Name	Machine / Sponsor	Gp	Laps	Total Time	Behind	Speed	-----Best Lap-----		
										Time	Speed	On
Race Classification												
1	SBKR	24	Craig SHIRLAW	Kawasaki 600 - Shirlaws Motorcycles	a	6	9:16.039		81.577	1:30.903	83.166	4
2	SBKR	20	David LUMSDEN	Yamaha 600	a	6	9:18.439	2.400	81.226	1:31.250	82.849	4
3	SBKR	44	Glenn WALKER	Kawasaki 600 - Henderson Racing	b	6	9:18.658	2.619	81.195	1:30.681	83.369	6
4	SBKR	26	Dennis BOOTH	Suzuki	a	6	9:19.729	3.690	81.039	1:31.995	82.178	5
5	SBKR	93	Paul CRANSTON	Honda - Loughrin Racing	a	6	9:23.236	7.197	80.535	1:31.353	82.756	6
6	SBKR	9	Sandor BITTER	Kawasaki - KMR / BA Components	a	6	9:33.325	17.286	79.117	1:33.548	80.814	5
7	SBKR	35	Trevor FERGUSON	Triumph 675	b	6	9:34.532	18.493	78.951	1:33.049	81.248	4
8	SBKR	73	Derek COSTELLO	Yamaha 600	a	6	9:35.405	19.366	78.831	1:33.797	80.600	2
9	SBKR	54	Corran SMYTH	Suzuki - Crazy Cat Customs	b	6	9:45.883	29.844	77.422	1:35.382	79.260	6
10	SBKR	199	Ryan MYLER	Yamaha 600 - Close Print Finance	b	6	9:58.632	42.593	75.773	1:37.850	77.261	5
11	SBKR	12	Alan JACKSON	Moriwaki MD 600 - W A Corless / Jackson	b	6	9:59.332	43.293	75.684	1:37.764	77.329	3
12	SBKR	42	Dylan SCOTT	Yamaha 600	b	6	10:04.942	48.903	74.982	1:38.597	76.676	5
13	SBKR	57	Adrian LOGUE	Suzuki 750	b	6	10:16.662	1:00.623	73.557	1:40.919	74.912	2
Fastest Lap												
	SBKR	44	Glenn WALKER	Kawasaki 600 - Henderson Racing	b					1:30.681	83.369	6

These Results are provisional and are subject to ratification by the Stewards of the Meeting.

Track	Orritor	Signed		Organising Club	Cookstown & District MCC
Length(miles)	2.1000		Chief Timekeeper	Warmup Started	
Weather	Sunny, 21°C, 27%RH			Race Started	15:59:05.005
Track	Dry, 25°C	Issued At:	16:12:30	Gp Time Diff - b	11.32



MCUI
Ulster Centre
Timing
www.elaps-timing.com



Powered by
e-Laps II
© 2008
Walter Marks



SUPERBIKE

Race 12 - Drew Stewart Auto Repairs Open B

Saturday, 30 April 2011

DETAILED RESULT

Race Classification

1 24 Craig SHIRLAW

Total Time **9:16.039** Avg Speed **81.577** Behind
 Best Time **1:30.903** Best Speed **83.166** On **4** Gp **a**

Lap	Elapsed Time	Lap Time	Lap Speed
1	1:38.390	1:38.390	76.837
2	3:10.555	1:32.165	82.027
3	4:41.567	1:31.012	83.066
4	6:12.470	1:30.903	83.166
5	7:44.161	1:31.691	82.451
6	9:16.039	1:31.878	82.283

2 20 David LUMSDEN

Total Time **9:18.439** Avg Speed **81.226** Behind **2.400**
 Best Time **1:31.250** Best Speed **82.849** On **4** Gp **a**

Lap	Elapsed Time	Lap Time	Lap Speed
1	1:38.078	1:38.078	77.082
2	3:10.382	1:32.304	81.903
3	4:43.411	1:33.029	81.265
4	6:14.661	1:31.250	82.849
5	7:46.432	1:31.771	82.379
6	9:18.439	1:32.007	82.168

3 44 Glenn WALKER

Total Time **9:18.658** Avg Speed **81.195** Behind **2.619**
 Best Time **1:30.681** Best Speed **83.369** On **6** Gp **b**

Lap	Elapsed Time	Lap Time	Lap Speed
1	1:38.103	1:38.103	77.062
2	3:09.458	1:31.355	82.754
3	4:41.327	1:31.869	82.291
4	6:15.135	1:33.808	80.590
5	7:47.977	1:32.842	81.429
6	9:18.658	1:30.681	83.369

4 26 Dennis BOOTH

Total Time **9:19.729** Avg Speed **81.039** Behind **3.690**
 Best Time **1:31.995** Best Speed **82.178** On **5** Gp **a**

Lap	Elapsed Time	Lap Time	Lap Speed
1	1:37.900	1:37.900	77.222
2	3:10.126	1:32.226	81.973
3	4:43.210	1:33.084	81.217
4	6:15.391	1:32.181	82.013
5	7:47.386	1:31.995	82.178
6	9:19.729	1:32.343	81.869

Race Classification

5 93 Paul CRANSTON

Total Time **9:23.236** Avg Speed **80.535** Behind **7.197**
 Best Time **1:31.353** Best Speed **82.756** On **6** Gp **a**

Lap	Elapsed Time	Lap Time	Lap Speed
1	1:42.739	1:42.739	73.585
2	3:16.452	1:33.713	80.672
3	4:48.876	1:32.424	81.797
4	6:20.279	1:31.403	82.711
5	7:51.883	1:31.604	82.529
6	9:23.236	1:31.353	82.756

6 9 Sandor BITTER

Total Time **9:33.325** Avg Speed **79.117** Behind **17.286**
 Best Time **1:33.548** Best Speed **80.814** On **5** Gp **a**

Lap	Elapsed Time	Lap Time	Lap Speed
1	1:43.408	1:43.408	73.108
2	3:17.086	1:33.678	80.702
3	4:52.006	1:34.920	79.646
4	6:25.625	1:33.619	80.753
5	7:59.173	1:33.548	80.814
6	9:33.325	1:34.152	80.296

7 35 Trevor FERGUSON

Total Time **9:34.532** Avg Speed **78.951** Behind **18.493**
 Best Time **1:33.049** Best Speed **81.248** On **4** Gp **b**

Lap	Elapsed Time	Lap Time	Lap Speed
1	1:43.872	1:43.872	72.782
2	3:18.032	1:34.160	80.289
3	4:52.570	1:34.538	79.968
4	6:25.619	1:33.049	81.248
5	7:59.735	1:34.116	80.326
6	9:34.532	1:34.797	79.749

8 73 Derek COSTELLO

Total Time **9:35.405** Avg Speed **78.831** Behind **19.366**
 Best Time **1:33.797** Best Speed **80.600** On **2** Gp **a**

Lap	Elapsed Time	Lap Time	Lap Speed
1	1:42.452	1:42.452	73.791
2	3:16.249	1:33.797	80.600
3	4:51.636	1:35.387	79.256
4	6:26.321	1:34.685	79.844
5	8:00.925	1:34.604	79.912
6	9:35.405	1:34.480	80.017





SUPERBIKE

Race 12 - Drew Stewart Auto Repairs Open B

Saturday, 30 April 2011

DETAILED RESULT

Race Classification

9 **54 Corran SMYTH**

Total Time **9:45.883** Avg Speed **77.422** Behind **29.844**
 Best Time **1:35.382** Best Speed **79.260** On **6** Gp **b**

Lap	Elapsed Time	Lap Time	Lap Speed
1	1:43.678	1:43.678	72.918
2	3:20.569	1:36.891	78.026
3	4:57.903	1:37.334	77.671
4	6:34.368	1:36.465	78.370
5	8:10.501	1:36.133	78.641
6	9:45.883	1:35.382	79.260

Race Classification

13 **57 Adrian LOGUE**

Total Time **10:16.662** Avg Speed **73.557** Behind **1:00.623**
 Best Time **1:40.919** Best Speed **74.912** On **2** Gp **b**

Lap	Elapsed Time	Lap Time	Lap Speed
1	1:49.070	1:49.070	69.313
2	3:29.989	1:40.919	74.912
3	5:11.694	1:41.705	74.333
4	6:53.368	1:41.674	74.355
5	8:34.296	1:40.928	74.905
6	10:16.662	1:42.366	73.853

10 **199 Ryan MYLER**

Total Time **9:58.632** Avg Speed **75.773** Behind **42.593**
 Best Time **1:37.850** Best Speed **77.261** On **5** Gp **b**

Lap	Elapsed Time	Lap Time	Lap Speed
1	1:46.321	1:46.321	71.105
2	3:25.113	1:38.792	76.524
3	5:03.505	1:38.392	76.836
4	6:41.615	1:38.110	77.056
5	8:19.465	1:37.850	77.261
6	9:58.632	1:39.167	76.235

11 **12 Alan JACKSON**

Total Time **9:59.332** Avg Speed **75.684** Behind **43.293**
 Best Time **1:37.764** Best Speed **77.329** On **3** Gp **b**

Lap	Elapsed Time	Lap Time	Lap Speed
1	1:47.637	1:47.637	70.236
2	3:26.494	1:38.857	76.474
3	5:04.258	1:37.764	77.329
4	6:42.879	1:38.621	76.657
5	8:21.140	1:38.261	76.938
6	9:59.332	1:38.192	76.992

12 **42 Dylan SCOTT**

Total Time **10:04.942** Avg Speed **74.982** Behind **48.903**
 Best Time **1:38.597** Best Speed **76.676** On **5** Gp **b**

Lap	Elapsed Time	Lap Time	Lap Speed
1	1:45.897	1:45.897	71.390
2	3:26.057	1:40.160	75.479
3	5:06.823	1:40.766	75.025
4	6:45.744	1:38.921	76.425
5	8:24.341	1:38.597	76.676
6	10:04.942	1:40.601	75.148



SUPERBIKE

Race 12 - Drew Stewart Auto Repairs Open B

LAP CHART



1

No	Name	G	Elapsed Time	Lap Time
26	Dennis BOOTH	a	1:37.900	1:37.900
20	David LUMSDEN	a	1:38.078	1:38.078
44	Glenn WALKER	b	1:38.103	1:38.103
24	Craig SHIRLAW	a	1:38.390	1:38.390
73	Derek COSTELLO	a	1:42.452	1:42.452
93	Paul CRANSTON	a	1:42.739	1:42.739
9	Sandor BITTER	a	1:43.408	1:43.408
54	Corran SMYTH	b	1:43.678	1:43.678
35	Trevor FERGUSON	b	1:43.872	1:43.872
42	Dylan SCOTT	b	1:45.897	1:45.897
199	Ryan MYLER	b	1:46.321	1:46.321
12	Alan JACKSON	b	1:47.637	1:47.637
57	Adrian LOGUE	b	1:49.070	1:49.070

2

No	Name	G	Elapsed Time	Lap Time
44	Glenn WALKER	b	3:09.458	1:31.355
26	Dennis BOOTH	a	3:10.126	1:32.226
20	David LUMSDEN	a	3:10.382	1:32.304
24	Craig SHIRLAW	a	3:10.555	1:32.165
73	Derek COSTELLO	a	3:16.249	1:33.797
93	Paul CRANSTON	a	3:16.452	1:33.713
9	Sandor BITTER	a	3:17.086	1:33.678
35	Trevor FERGUSON	b	3:18.032	1:34.160
54	Corran SMYTH	b	3:20.569	1:36.891
199	Ryan MYLER	b	3:25.113	1:38.792
42	Dylan SCOTT	b	3:26.057	1:40.160
12	Alan JACKSON	b	3:26.494	1:38.857
57	Adrian LOGUE	b	3:29.989	1:40.919

3

No	Name	G	Elapsed Time	Lap Time
44	Glenn WALKER	b	4:41.327	1:31.869
24	Craig SHIRLAW	a	4:41.567	1:31.012
26	Dennis BOOTH	a	4:43.210	1:33.084
20	David LUMSDEN	a	4:43.411	1:33.029
93	Paul CRANSTON	a	4:48.876	1:32.424
73	Derek COSTELLO	a	4:51.636	1:35.387
9	Sandor BITTER	a	4:52.006	1:34.920
35	Trevor FERGUSON	b	4:52.570	1:34.538
54	Corran SMYTH	b	4:57.903	1:37.334
199	Ryan MYLER	b	5:03.505	1:38.392
12	Alan JACKSON	b	5:04.258	1:37.764
42	Dylan SCOTT	b	5:06.823	1:40.766
57	Adrian LOGUE	b	5:11.694	1:41.705

4

No	Name	G	Elapsed Time	Lap Time
24	Craig SHIRLAW	a	6:12.470	1:30.903
20	David LUMSDEN	a	6:14.661	1:31.250
44	Glenn WALKER	b	6:15.135	1:33.808
26	Dennis BOOTH	a	6:15.391	1:32.181
93	Paul CRANSTON	a	6:20.279	1:31.403
35	Trevor FERGUSON	b	6:25.619	1:33.049
9	Sandor BITTER	a	6:25.625	1:33.619
73	Derek COSTELLO	a	6:26.321	1:34.685
54	Corran SMYTH	b	6:34.368	1:36.465
199	Ryan MYLER	b	6:41.615	1:38.110
12	Alan JACKSON	b	6:42.879	1:38.621
42	Dylan SCOTT	b	6:45.744	1:38.921
57	Adrian LOGUE	b	6:53.368	1:41.674

5

No	Name	G	Elapsed Time	Lap Time
24	Craig SHIRLAW	a	7:44.161	1:31.691
20	David LUMSDEN	a	7:46.432	1:31.771
26	Dennis BOOTH	a	7:47.386	1:31.995
44	Glenn WALKER	b	7:47.977	1:32.842
93	Paul CRANSTON	a	7:51.883	1:31.604
9	Sandor BITTER	a	7:59.173	1:33.548
35	Trevor FERGUSON	b	7:59.735	1:34.116
73	Derek COSTELLO	a	8:00.925	1:34.604
54	Corran SMYTH	b	8:10.501	1:36.133
199	Ryan MYLER	b	8:19.465	1:37.850
12	Alan JACKSON	b	8:21.140	1:38.261
42	Dylan SCOTT	b	8:24.341	1:38.597
57	Adrian LOGUE	b	8:34.296	1:40.928

6

No	Name	G	Elapsed Time	Lap Time
24	Craig SHIRLAW	a	9:16.039	1:31.878
20	David LUMSDEN	a	9:18.439	1:32.007
44	Glenn WALKER	b	9:18.658	1:30.681
26	Dennis BOOTH	a	9:19.729	1:32.343
93	Paul CRANSTON	a	9:23.236	1:31.353
9	Sandor BITTER	a	9:33.325	1:34.152
35	Trevor FERGUSON	b	9:34.532	1:34.797
73	Derek COSTELLO	a	9:35.405	1:34.480
54	Corran SMYTH	b	9:45.883	1:35.382
199	Ryan MYLER	b	9:58.632	1:39.167
12	Alan JACKSON	b	9:59.332	1:38.192
42	Dylan SCOTT	b	10:04.942	1:40.601
57	Adrian LOGUE	b	10:16.662	1:42.366

THE ROYAL HOTEL & BRAESIDE COOKSTOWN 100

SUPERBIKE


Race 18 - Discount Stores Cookstown 100 B

Saturday, 30 April 2011



Pos	Class	No	Name	Machine / Sponsor	Gp	Laps	Total Time	Behind	Speed	-----Best Lap-----		
										Time	Speed	On
Race Classification												
1	SBKR	20	David LUMSDEN	Yamaha 600	a	6	9:20.241		80.965	1:32.302	81.905	4
2	SBKR	9	Sandor BITTER	Kawasaki - KMR / BA Components	a	6	9:21.826	1.585	80.737	1:32.364	81.850	2
3	SBKR	8	Anthony McCOLGAN	Suzuki	a	6	9:23.262	3.021	80.531	1:31.575	82.555	6
4	SBKR	93	Paul CRANSTON	Honda 600 - Loughrin Racing	a	6	9:23.340	3.099	80.520	1:31.530	82.596	6
5	SBKR	104	Daley MATHISON	Suzuki - D & G W Racing	b	6	9:24.916	4.675	80.295	1:32.584	81.656	3
6	SBKR	35	Trevor FERGUSON	Triumph 675	b	6	9:28.398	8.157	79.803	1:32.640	81.606	3
7	SBKR	49	William COWDEN	Suzuki 750 - PRF Racing	a	6	9:30.511	10.270	79.508	1:33.124	81.182	4
8	SBKR	117	Gary MILLER	Suzuki 750	a	6	9:34.252	14.011	78.990	1:34.291	80.177	4
9	SBKR	12	Alan JACKSON	Moriwaki MD 600 - W A Corless / Jackson	b	6	10:01.890	41.649	75.363	1:38.608	76.667	4
10	SBKR	42	Dylan SCOTT	Yamaha 600	b	6	10:26.604	1:06.363	72.390	1:42.686	73.622	4
Fastest Lap												
	SBKR	93	Paul CRANSTON	Honda 600 - Loughrin Racing	a					1:31.530	82.596	6
Not Classified												
DNF	SBKR	54	Corran SMYTH	Suzuki - Crazy Cat Customs	b	5	8:07.496	1 Lap	77.539	1:35.502	79.161	2

These Results are provisional and are subject to ratification by the Stewards of the Meeting.

Track	Orritor	Signed		Organising Club	Cookstown & District MCC
Length(miles)	2.1000		Chief Timekeeper	Warmup Started	
Weather	Sunny, 18°C, 36%RH			Race Started	18:06:28.330
Track	Dry, 22°C	Issued At:	18:19:29	Gp Time Diff - b	10.99



MCUI
Ulster Centre
Timing
www.elaps-timing.com



Powered by
e-Laps II
© 2008
Walter Marks



SUPERBIKE

Race 18 - Discount Stores Cookstown 100 B

Saturday, 30 April 2011

DETAILED RESULT

Race Classification

1 20 David LUMSDEN

Total Time **9:20.241** Avg Speed **80.965** Behind
 Best Time **1:32.302** Best Speed **81.905** On **4** Gp **a**

Lap	Elapsed Time	Lap Time	Lap Speed
1	1:37.053	1:37.053	77.896
2	3:09.595	1:32.542	81.693
3	4:42.559	1:32.964	81.322
4	6:14.861	1:32.302	81.905
5	7:47.463	1:32.602	81.640
6	9:20.241	1:32.778	81.485

2 9 Sandor BITTER

Total Time **9:21.826** Avg Speed **80.737** Behind **1.585**
 Best Time **1:32.364** Best Speed **81.850** On **2** Gp **a**

Lap	Elapsed Time	Lap Time	Lap Speed
1	1:38.075	1:38.075	77.084
2	3:10.439	1:32.364	81.850
3	4:43.319	1:32.880	81.395
4	6:15.841	1:32.522	81.710
5	7:48.797	1:32.956	81.329
6	9:21.826	1:33.029	81.265

3 8 Anthony McCOLGAN

Total Time **9:23.262** Avg Speed **80.531** Behind **3.021**
 Best Time **1:31.575** Best Speed **82.555** On **6** Gp **a**

Lap	Elapsed Time	Lap Time	Lap Speed
1	1:39.561	1:39.561	75.933
2	3:13.459	1:33.898	80.513
3	4:46.643	1:33.184	81.130
4	6:19.537	1:32.894	81.383
5	7:51.687	1:32.150	82.040
6	9:23.262	1:31.575	82.555

4 93 Paul CRANSTON

Total Time **9:23.340** Avg Speed **80.520** Behind **3.099**
 Best Time **1:31.530** Best Speed **82.596** On **6** Gp **a**

Lap	Elapsed Time	Lap Time	Lap Speed
1	1:41.044	1:41.044	74.819
2	3:13.880	1:32.836	81.434
3	4:46.765	1:32.885	81.391
4	6:19.801	1:33.036	81.259
5	7:51.810	1:32.009	82.166
6	9:23.340	1:31.530	82.596

Race Classification

5 104 Daley MATHISON

Total Time **9:24.916** Avg Speed **80.295** Behind **4.675**
 Best Time **1:32.584** Best Speed **81.656** On **3** Gp **b**

Lap	Elapsed Time	Lap Time	Lap Speed
1	1:38.475	1:38.475	76.771
2	3:13.603	1:35.128	79.472
3	4:46.187	1:32.584	81.656
4	6:19.116	1:32.929	81.352
5	7:52.157	1:33.041	81.255
6	9:24.916	1:32.759	81.502

6 35 Trevor FERGUSON

Total Time **9:28.398** Avg Speed **79.803** Behind **8.157**
 Best Time **1:32.640** Best Speed **81.606** On **3** Gp **b**

Lap	Elapsed Time	Lap Time	Lap Speed
1	1:39.355	1:39.355	76.091
2	3:13.789	1:34.434	80.056
3	4:46.429	1:32.640	81.606
4	6:19.925	1:33.496	80.859
5	7:53.557	1:33.632	80.742
6	9:28.398	1:34.841	79.712

7 49 William COWDEN

Total Time **9:30.511** Avg Speed **79.508** Behind **10.270**
 Best Time **1:33.124** Best Speed **81.182** On **4** Gp **a**

Lap	Elapsed Time	Lap Time	Lap Speed
1	1:41.785	1:41.785	74.274
2	3:16.508	1:34.723	79.812
3	4:50.272	1:33.764	80.628
4	6:23.396	1:33.124	81.182
5	7:56.677	1:33.281	81.045
6	9:30.511	1:33.834	80.568

8 117 Gary MILLER

Total Time **9:34.252** Avg Speed **78.990** Behind **14.011**
 Best Time **1:34.291** Best Speed **80.177** On **4** Gp **a**

Lap	Elapsed Time	Lap Time	Lap Speed
1	1:40.766	1:40.766	75.025
2	3:15.586	1:34.820	79.730
3	4:50.602	1:35.016	79.566
4	6:24.893	1:34.291	80.177
5	7:59.372	1:34.479	80.018
6	9:34.252	1:34.880	79.680



MCUI
 Ulster Centre
 Timing
 www.elaps-timing.com



Powered by
 e-Laps II
 © 2008
 Walter Marks



SUPERBIKE

Race 18 - Discount Stores Cookstown 100 B

Saturday, 30 April 2011

DETAILED RESULT

Race Classification

9 12 Alan JACKSON

Total Time **10:01.890** Avg Speed **75.363** Behind **41.649**
 Best Time **1:38.608** Best Speed **76.667** On **4** Gp **b**

Lap	Elapsed Time	Lap Time	Lap Speed
1	1:45.631	1:45.631	71.570
2	3:25.214	1:39.583	75.917
3	5:04.336	1:39.122	76.270
4	6:42.944	1:38.608	76.667
5	8:22.068	1:39.124	76.268
6	10:01.890	1:39.822	75.735

10 42 Dylan SCOTT

Total Time **10:26.604** Avg Speed **72.390** Behind **1:06.363**
 Best Time **1:42.686** Best Speed **73.622** On **4** Gp **b**

Lap	Elapsed Time	Lap Time	Lap Speed
1	1:47.872	1:47.872	70.083
2	3:31.594	1:43.722	72.887
3	5:15.544	1:43.950	72.727
4	6:58.230	1:42.686	73.622
5	8:43.212	1:44.982	72.012
6	10:26.604	1:43.392	73.120

Not Classified

DNF 54 Corran SMYTH

Total Time **8:07.496** Avg Speed **77.539** Behind **1 Lap**
 Best Time **1:35.502** Best Speed **79.161** On **2** Gp **b**

Lap	Elapsed Time	Lap Time	Lap Speed
1	1:42.448	1:42.448	73.794
2	3:17.950	1:35.502	79.161
3	4:54.672	1:36.722	78.162
4	6:30.605	1:35.933	78.805
5	8:07.496	1:36.891	78.026

THE ROYAL HOTEL & BRAESIDE COOKSTOWN 100

SUPERBIKE

Race 18 - Discount Stores Cookstown 100 B

LAP CHART



1

No	Name	G	Elapsed Time	Lap Time
20	David LUMSDEN	a	1:37.053	1:37.053
9	Sandor BITTER	a	1:38.075	1:38.075
104	Daley MATHISON	b	1:38.475	1:38.475
35	Trevor FERGUSON	b	1:39.355	1:39.355
8	Anthony McCOLGAN	a	1:39.561	1:39.561
117	Gary MILLER	a	1:40.766	1:40.766
93	Paul CRANSTON	a	1:41.044	1:41.044
49	William COWDEN	a	1:41.785	1:41.785
54	Corran SMYTH	b	1:42.448	1:42.448
12	Alan JACKSON	b	1:45.631	1:45.631
42	Dylan SCOTT	b	1:47.872	1:47.872

2

No	Name	G	Elapsed Time	Lap Time
20	David LUMSDEN	a	3:09.595	1:32.542
9	Sandor BITTER	a	3:10.439	1:32.364
8	Anthony McCOLGAN	a	3:13.459	1:33.898
104	Daley MATHISON	b	3:13.603	1:35.128
35	Trevor FERGUSON	b	3:13.789	1:34.434
93	Paul CRANSTON	a	3:13.880	1:32.836
117	Gary MILLER	a	3:15.586	1:34.820
49	William COWDEN	a	3:16.508	1:34.723
54	Corran SMYTH	b	3:17.950	1:35.502
12	Alan JACKSON	b	3:25.214	1:39.583
42	Dylan SCOTT	b	3:31.594	1:43.722

3

No	Name	G	Elapsed Time	Lap Time
20	David LUMSDEN	a	4:42.559	1:32.964
9	Sandor BITTER	a	4:43.319	1:32.880
104	Daley MATHISON	b	4:46.187	1:32.584
35	Trevor FERGUSON	b	4:46.429	1:32.640
8	Anthony McCOLGAN	a	4:46.643	1:33.184
93	Paul CRANSTON	a	4:46.765	1:32.885
49	William COWDEN	a	4:50.272	1:33.764
117	Gary MILLER	a	4:50.602	1:35.016
54	Corran SMYTH	b	4:54.672	1:36.722
12	Alan JACKSON	b	5:04.336	1:39.122
42	Dylan SCOTT	b	5:15.544	1:43.950

4

No	Name	G	Elapsed Time	Lap Time
20	David LUMSDEN	a	6:14.861	1:32.302
9	Sandor BITTER	a	6:15.841	1:32.522
104	Daley MATHISON	b	6:19.116	1:32.929
8	Anthony McCOLGAN	a	6:19.537	1:32.894
93	Paul CRANSTON	a	6:19.801	1:33.036
35	Trevor FERGUSON	b	6:19.925	1:33.496
49	William COWDEN	a	6:23.396	1:33.124
117	Gary MILLER	a	6:24.893	1:34.291
54	Corran SMYTH	b	6:30.605	1:35.933
12	Alan JACKSON	b	6:42.944	1:38.608
42	Dylan SCOTT	b	6:58.230	1:42.686

5

No	Name	G	Elapsed Time	Lap Time
20	David LUMSDEN	a	7:47.463	1:32.602
9	Sandor BITTER	a	7:48.797	1:32.956
8	Anthony McCOLGAN	a	7:51.687	1:32.150
93	Paul CRANSTON	a	7:51.810	1:32.009
104	Daley MATHISON	b	7:52.157	1:33.041
35	Trevor FERGUSON	b	7:53.557	1:33.632
49	William COWDEN	a	7:56.677	1:33.281
117	Gary MILLER	a	7:59.372	1:34.479
54	Corran SMYTH	b	8:07.496	1:36.891
12	Alan JACKSON	b	8:22.068	1:39.124
42	Dylan SCOTT	b	8:43.212	1:44.982

6

No	Name	G	Elapsed Time	Lap Time
20	David LUMSDEN	a	9:20.241	1:32.778
9	Sandor BITTER	a	9:21.826	1:33.029
8	Anthony McCOLGAN	a	9:23.262	1:31.575
93	Paul CRANSTON	a	9:23.340	1:31.530
104	Daley MATHISON	b	9:24.916	1:32.759
35	Trevor FERGUSON	b	9:28.398	1:34.841
49	William COWDEN	a	9:30.511	1:33.834
117	Gary MILLER	a	9:34.252	1:34.880
12	Alan JACKSON	b	10:01.890	1:39.822
42	Dylan SCOTT	b	10:26.604	1:43.392