




Royal Hotel
**& BRAESIDE
COOKSTOWN 100**

Friday 29th & Saturday 30th April 2011

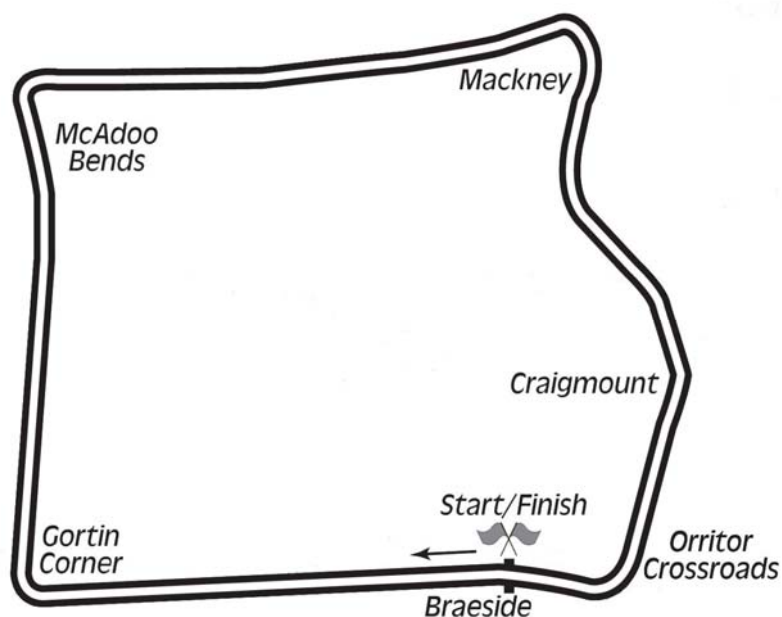
promoted by Cookstown & District MCC
www.cookstown100.com



**BA COMPONENTS OPEN A
&
THE ROYAL HOTEL & BRAESIDE
COOKSTOWN 100 A**



Orritor Circuit 2.1 miles



LAP RECORDS

| Class | Rider | Machine | m s | mph | Year |
|----------------|-------------------|--------------|----------|--------|------|
| 125cc | William Dunlop | Honda | 1 34.755 | 79.785 | 2010 |
| Moto 450 | to be established | | | | |
| 250cc | William Dunlop | Honda | 1 29.658 | 84.320 | 2009 |
| Supersport 400 | Ryan Farquhar | Kawasaki | 1 36.97 | 77.962 | 2003 |
| Supertwins | Ryan Farquhar | Kawasaki 650 | 1 32.665 | 81.584 | 2010 |
| Supersport | Keith Amor | Honda | 1 25.144 | 88.791 | 2009 |
| Open 1000cc | Ryan Farquhar | Kawasaki | 1 23.250 | 90.811 | 2010 |
| Senior Support | Gary Robinson | Yamaha 600 | 1 29.956 | 84.041 | 2007 |
| Junior Support | Michael Dunlop | Yamaha 250 | 1 36.181 | 78.602 | 2006 |
| Classic 1000cc | Wattie Brown | Norton 920 | 1 40.273 | 75.394 | 2006 |
| Classic 500cc | Neill McWhirter | Norton | 1 41.491 | 74.489 | 2010 |
| Classic 350cc | Paul Coward | Honda | 1 43.421 | 73.099 | 2004 |
| Classic 250cc | Geoff McMullan | Suzuki | 1 47.294 | 70.461 | 2006 |

MOST WINS at COOKSTOWN 100

| | | |
|------------------|----|-----------|
| Ryan Farquhar | 17 | 1996 - 10 |
| Ray McCullough | 14 | 1967 - 79 |
| Joey Dunlop | 11 | 1977 - 98 |
| Robert Dunlop | 11 | 1985 - 08 |
| Phillip McCallen | 10 | 1987 - 96 |
| Courtney Junk | 8 | 1974 - 83 |
| Mervyn Elwood | 8 | 1987 - 97 |

ALL TIME IRISH ROAD RACE WINNERS (after Killalane 2010)

Most Wins at All Irish Road Race Meetings

| | | |
|-------------------|-----|---------|
| 1. Joey Dunlop | 156 | 1971-00 |
| 2. Ryan Farquhar | 155 | 1995-10 |
| 3. Robert Dunlop | 135 | 1980-08 |
| 4. Ray McCullough | 109 | 1960-82 |
| Phillip McCallen | 109 | 1987-99 |

Most Wins at Irish National Road Race Meetings

| | | |
|---------------------|-----|---------|
| 1. Ryan Farquhar | 145 | 1995-10 |
| 2. Joey Dunlop | 119 | 1971-00 |
| 3. Robert Dunlop | 111 | 1980-08 |
| 4. Ray McCullough | 99 | 1960-82 |
| 5. Phillip McCallen | 84 | 1987-99 |




SUPERBIKE

Group A Qualifying

Friday, 29 April 2011

| Pos | Class | No | Name | Machine / Sponsor | ----- Best Lap ----- | | | On | Laps |
|----------------------------------|-------|----|------------------|-------------------------------------|----------------------|--------|--------|----|------|
| | | | | | Time | Behind | Speed | | |
| Qualifying Classification | | | | | | | | | |
| 1 | SBKR | 3 | Michael DUNLOP | Kawasaki - Street Sweep | 1:26.376 | | 87.524 | 3 | 4 |
| 2 | SBKR | 36 | Michael PEARSON | BMW - D & G W Racing | 1:26.573 | 0.197 | 87.325 | 4 | 5 |
| 3 | SBKR | 7 | Guy MARTIN | Suzuki - Relentless Suzuki by TAS | 1:27.017 | 0.641 | 86.880 | 4 | 5 |
| 4 | SBKR | 6 | William DUNLOP | Honda - Wilson Craig Racing | 1:27.704 | 1.328 | 86.199 | 4 | 4 |
| 5 | SBKR | 13 | Adrian ARCHIBALD | BMW - AMA Racing | 1:27.994 | 1.618 | 85.915 | 4 | 4 |
| 6 | SBKR | 16 | John BURROWS | Suzuki - BE Racing / Cookstown | 1:28.893 | 2.517 | 85.046 | 3 | 4 |
| 7 | SBKR | 38 | Gary ROBINSON | Yamaha 600 - Robinson Electrical | 1:30.095 | 3.719 | 83.911 | 4 | 4 |
| 8 | SBKR | 31 | Shaun ANDERSON | Suzuki - ARD | 1:30.377 | 4.001 | 83.650 | 4 | 4 |
| 9 | SBKR | 23 | Michal DOKOUPIL | Kawasaki - AIR Kawasaki | 1:30.722 | 4.346 | 83.331 | 4 | 4 |
| 10 | SBKR | 25 | Ivan SHANLEY | Yamaha 600 - Ty-Rock | 1:32.169 | 5.793 | 82.023 | 4 | 4 |
| 11 | SBKR | 30 | Wayne KENNEDY | Suzuki 600 - GB Racing | 1:34.204 | 7.828 | 80.251 | 3 | 4 |
| 12 | SBKR | 20 | David LUMSDEN | Yamaha 600 | 1:34.246 | 7.870 | 80.216 | 3 | 4 |
| 13 | SBKR | 26 | Dennis BOOTH | Suzuki | 1:34.250 | 7.874 | 80.212 | 3 | 3 |
| 14 | SBKR | 52 | Andrew BROWN | Aprilia - Freeway Lift Services | 1:35.508 | 9.132 | 79.156 | 3 | 3 |
| 15 | SBKR | 24 | Craig SHIRLAW | Kawasaki 600 - Shirlaws Motorcycles | 1:35.535 | 9.159 | 79.133 | 3 | 3 |
| 16 | SBKR | 9 | Sandor BITTER | Kawasaki - KMR / BA Components | 1:36.067 | 9.691 | 78.695 | 4 | 4 |
| 17 | SBKR | 44 | Glenn WALKER | Kawasaki 600 - Henderson Racing | 1:36.459 | 10.083 | 78.375 | 4 | 4 |
| 18 | SBKR | 49 | William COWDEN | Suzuki 750 - PRF Racing | 1:36.826 | 10.450 | 78.078 | 4 | 4 |
| 19 | SBKR | 8 | Anthony McCOLGAN | Suzuki | 1:37.588 | 11.212 | 77.469 | 4 | 4 |

These Results are provisional and are subject to ratification by the Stewards of the Meeting.

| | | | | | |
|---------------|-----------------------------|------------|---|--------------------|-------------------------------------|
| Track | Orritor | Signed |  | Organising Club | Cookstown & District MCC |
| Length(miles) | 2.1000 | | Chief Timekeeper | Qualifying Started | 18:55:43.100 |
| Weather | Cloudy, 16°C, 61% RH | Issued At: | 19:03:29 | | |
| Track | Dry, 19°C | | | | |



MCUI
Ulster Centre
Timing
www.elaps-timing.com



Powered by
e-Laps II
© 2008
Walter Marks



SUPERBIKE

Group A Qualifying

Friday, 29 April 2011

DETAILED RESULT

Qualifying Classification

Position

1 **3 Michael DUNLOP**

Behind

Best Time **1:26.376** Best Speed **87.524** On **3** Gp **a**

| Lap | Elapsed Time | Lap Time | Lap Speed |
|-----|--------------|----------|-----------|
| 1 | 2:24.353 | 2:24.353 | 52.372 |
| 2 | 3:54.796 | 1:30.443 | 83.589 |
| 3 | 5:21.172 | 1:26.376 | 87.524 |
| 4 | 6:51.202 | 1:30.030 | 83.972 |

2 **36 Michael PEARSON**

Behind **0.197**

Best Time **1:26.573** Best Speed **87.325** On **4** Gp **a**

| Lap | Elapsed Time | Lap Time | Lap Speed |
|-----|--------------|----------|-----------|
| 1 | 1:30.956 | 1:30.956 | 83.117 |
| 2 | 2:58.099 | 1:27.143 | 86.754 |
| 3 | 4:25.026 | 1:26.927 | 86.970 |
| 4 | 5:51.599 | 1:26.573 | 87.325 |
| 5 | 7:28.525 | 1:36.926 | 77.998 |

3 **7 Guy MARTIN**

Behind **0.641**

Best Time **1:27.017** Best Speed **86.880** On **4** Gp **a**

| Lap | Elapsed Time | Lap Time | Lap Speed |
|-----|--------------|----------|-----------|
| 1 | 1:29.010 | 1:29.010 | 84.934 |
| 2 | 2:56.227 | 1:27.217 | 86.680 |
| 3 | 4:23.320 | 1:27.093 | 86.804 |
| 4 | 5:50.337 | 1:27.017 | 86.880 |
| 5 | 7:27.249 | 1:36.912 | 78.009 |

4 **6 William DUNLOP**

Behind **1.328**

Best Time **1:27.704** Best Speed **86.199** On **4** Gp **a**

| Lap | Elapsed Time | Lap Time | Lap Speed |
|-----|--------------|----------|-----------|
| 1 | 2:19.098 | 2:19.098 | 54.350 |
| 2 | 3:48.130 | 1:29.032 | 84.913 |
| 3 | 5:21.727 | 1:33.597 | 80.772 |
| 4 | 6:49.431 | 1:27.704 | 86.199 |

5 **13 Adrian ARCHIBALD**

Behind **1.618**

Best Time **1:27.994** Best Speed **85.915** On **4** Gp **a**

| Lap | Elapsed Time | Lap Time | Lap Speed |
|-----|--------------|----------|-----------|
| 1 | 1:46.015 | 1:46.015 | 71.311 |
| 2 | 3:16.215 | 1:30.200 | 83.814 |
| 3 | 4:45.015 | 1:28.800 | 85.135 |
| 4 | 6:13.009 | 1:27.994 | 85.915 |

Qualifying Classification

Position

6 **16 John BURROWS**

Behind **2.517**

Best Time **1:28.893** Best Speed **85.046** On **3** Gp **a**

| Lap | Elapsed Time | Lap Time | Lap Speed |
|-----|--------------|----------|-----------|
| 1 | 1:31.752 | 1:31.752 | 82.396 |
| 2 | 3:01.143 | 1:29.391 | 84.572 |
| 3 | 4:30.036 | 1:28.893 | 85.046 |
| 4 | 5:59.339 | 1:29.303 | 84.656 |

7 **38 Gary ROBINSON**

Behind **3.719**

Best Time **1:30.095** Best Speed **83.911** On **4** Gp **a**

| Lap | Elapsed Time | Lap Time | Lap Speed |
|-----|--------------|----------|-----------|
| 1 | 1:30.882 | 1:30.882 | 83.185 |
| 2 | 3:02.792 | 1:31.910 | 82.254 |
| 3 | 4:33.358 | 1:30.566 | 83.475 |
| 4 | 6:03.453 | 1:30.095 | 83.911 |

8 **31 Shaun ANDERSON**

Behind **4.001**

Best Time **1:30.377** Best Speed **83.650** On **4** Gp **a**

| Lap | Elapsed Time | Lap Time | Lap Speed |
|-----|--------------|----------|-----------|
| 1 | 2:27.249 | 2:27.249 | 51.342 |
| 2 | 3:59.552 | 1:32.303 | 81.904 |
| 3 | 5:31.028 | 1:31.476 | 82.645 |
| 4 | 7:01.405 | 1:30.377 | 83.650 |

9 **23 Michal DOKOUPIL**

Behind **4.346**

Best Time **1:30.722** Best Speed **83.331** On **4** Gp **a**

| Lap | Elapsed Time | Lap Time | Lap Speed |
|-----|--------------|----------|-----------|
| 1 | 2:20.528 | 2:20.528 | 53.797 |
| 2 | 3:54.607 | 1:34.079 | 80.358 |
| 3 | 5:27.757 | 1:33.150 | 81.159 |
| 4 | 6:58.479 | 1:30.722 | 83.331 |

10 **25 Ivan SHANLEY**

Behind **5.793**

Best Time **1:32.169** Best Speed **82.023** On **4** Gp **a**

| Lap | Elapsed Time | Lap Time | Lap Speed |
|-----|--------------|----------|-----------|
| 1 | 1:47.706 | 1:47.706 | 70.191 |
| 2 | 3:21.282 | 1:33.576 | 80.790 |
| 3 | 4:54.291 | 1:33.009 | 81.282 |
| 4 | 6:26.460 | 1:32.169 | 82.023 |





SUPERBIKE

Group A Qualifying

Friday, 29 April 2011

DETAILED RESULT

Qualifying Classification

Position

11 30 Wayne KENNEDY

Behind 7.828

Best Time 1:34.204 Best Speed 80.251 On 3 Gp a

| Lap | Elapsed Time | Lap Time | Lap Speed |
|-----|--------------|----------|-----------|
| 1 | 1:58.798 | 1:58.798 | 63.637 |
| 2 | 3:35.281 | 1:36.483 | 78.356 |
| 3 | 5:09.485 | 1:34.204 | 80.251 |
| 4 | 6:45.053 | 1:35.568 | 79.106 |

12 20 David LUMSDEN

Behind 7.870

Best Time 1:34.246 Best Speed 80.216 On 3 Gp a

| Lap | Elapsed Time | Lap Time | Lap Speed |
|-----|--------------|----------|-----------|
| 1 | 1:59.373 | 1:59.373 | 63.331 |
| 2 | 3:36.609 | 1:37.236 | 77.749 |
| 3 | 5:10.855 | 1:34.246 | 80.216 |
| 4 | 6:46.313 | 1:35.458 | 79.197 |

13 26 Dennis BOOTH

Behind 7.874

Best Time 1:34.250 Best Speed 80.212 On 3 Gp a

| Lap | Elapsed Time | Lap Time | Lap Speed |
|-----|--------------|----------|-----------|
| 1 | 2:49.399 | 2:49.399 | 44.628 |
| 2 | 4:24.924 | 1:35.525 | 79.142 |
| 3 | 5:59.174 | 1:34.250 | 80.212 |

14 52 Andrew BROWN

Behind 9.132

Best Time 1:35.508 Best Speed 79.156 On 3 Gp a

| Lap | Elapsed Time | Lap Time | Lap Speed |
|-----|--------------|----------|-----------|
| 1 | 2:39.204 | 2:39.204 | 47.486 |
| 2 | 4:16.025 | 1:36.821 | 78.082 |
| 3 | 5:51.533 | 1:35.508 | 79.156 |

15 24 Craig SHIRLAW

Behind 9.159

Best Time 1:35.535 Best Speed 79.133 On 3 Gp a

| Lap | Elapsed Time | Lap Time | Lap Speed |
|-----|--------------|----------|-----------|
| 1 | 2:52.703 | 2:52.703 | 43.775 |
| 2 | 4:28.440 | 1:35.737 | 78.966 |
| 3 | 6:03.975 | 1:35.535 | 79.133 |

Qualifying Classification

Position

16 9 Sandor BITTER

Behind 9.691

Best Time 1:36.067 Best Speed 78.695 On 4 Gp a

| Lap | Elapsed Time | Lap Time | Lap Speed |
|-----|--------------|----------|-----------|
| 1 | 1:50.610 | 1:50.610 | 68.348 |
| 2 | 3:30.361 | 1:39.751 | 75.789 |
| 3 | 5:08.744 | 1:38.383 | 76.843 |
| 4 | 6:44.811 | 1:36.067 | 78.695 |

17 44 Glenn WALKER

Behind 10.083

Best Time 1:36.459 Best Speed 78.375 On 4 Gp a

| Lap | Elapsed Time | Lap Time | Lap Speed |
|-----|--------------|----------|-----------|
| 1 | 1:53.920 | 1:53.920 | 66.362 |
| 2 | 3:31.521 | 1:37.601 | 77.458 |
| 3 | 5:08.942 | 1:37.421 | 77.601 |
| 4 | 6:45.401 | 1:36.459 | 78.375 |

18 49 William COWDEN

Behind 10.450

Best Time 1:36.826 Best Speed 78.078 On 4 Gp a

| Lap | Elapsed Time | Lap Time | Lap Speed |
|-----|--------------|----------|-----------|
| 1 | 1:54.394 | 1:54.394 | 66.087 |
| 2 | 3:32.369 | 1:37.975 | 77.163 |
| 3 | 5:09.370 | 1:37.001 | 77.937 |
| 4 | 6:46.196 | 1:36.826 | 78.078 |

19 8 Anthony McCOLGAN

Behind 11.212

Best Time 1:37.588 Best Speed 77.469 On 4 Gp a

| Lap | Elapsed Time | Lap Time | Lap Speed |
|-----|--------------|----------|-----------|
| 1 | 1:58.070 | 1:58.070 | 64.030 |
| 2 | 3:38.243 | 1:40.173 | 75.469 |
| 3 | 5:16.220 | 1:37.977 | 77.161 |
| 4 | 6:53.808 | 1:37.588 | 77.469 |



SUPERBIKE


Group B Qualifying

Friday, 29 April 2011

| Pos | Class | No | Name | Machine / Sponsor | ----- Best Lap ----- | | | Laps | |
|-----|-------|-----|------------------|--|----------------------|--------|--------|------|---|
| | | | | | Time | Behind | Speed | | |
| 1 | SBKR | 77 | Ryan FARQUHAR | Kawasaki - KMR / BA Components | 1:25.552 | | 88.367 | 4 | 5 |
| 2 | SBKR | 82 | Derek SHEILS | Honda - Amigos | 1:26.142 | 0.590 | 87.762 | 4 | 4 |
| 3 | SBKR | 86 | Cameron DONALD | Honda - Wilson Craig Racing | 1:26.556 | 1.004 | 87.342 | 4 | 5 |
| 4 | SBKR | 71 | Davy MORGAN | Suzuki - Strangford Holiday Park | 1:29.643 | 4.091 | 84.335 | 4 | 4 |
| 5 | SBKR | 123 | Andrew BRADY | Suzuki | 1:29.952 | 4.400 | 84.045 | 4 | 4 |
| 6 | SBKR | 128 | Wayne HAMILTON | Yamaha 600 - Track Day Tools | 1:30.130 | 4.578 | 83.879 | 4 | 4 |
| 7 | SBKR | 101 | Brian McCORMACK | Honda - TAG Racing | 1:30.534 | 4.982 | 83.505 | 4 | 4 |
| 8 | SBKR | 65 | Michael SWEENEY | Honda - Tracblast / Greenclean | 1:30.674 | 5.122 | 83.376 | 4 | 4 |
| 9 | SBKR | 64 | Stephen McKNIGHT | Yamaha | 1:30.975 | 5.423 | 83.100 | 3 | 4 |
| 10 | SBKR | 96 | Andy FARRELL | Yamaha - Farrelly Racing | 1:31.476 | 5.924 | 82.645 | 4 | 4 |
| 11 | SBKR | 99 | Andrew COURTNEY | Yamaha - Team Hardship Racing | 1:31.542 | 5.990 | 82.585 | 4 | 4 |
| 12 | SBKR | 150 | William DAVISON | Honda 600 - Hill Contracts | 1:31.592 | 6.040 | 82.540 | 4 | 4 |
| 13 | SBKR | 117 | Gary MILLER | Suzuki 750 | 1:34.686 | 9.134 | 79.843 | 2 | 4 |
| 14 | SBKR | 93 | Paul CRANSTON | Honda - Loughrin Racing | 1:35.183 | 9.631 | 79.426 | 4 | 4 |
| 15 | SBKR | 104 | Daley MATHISON | Honda | 1:35.803 | 10.251 | 78.912 | 3 | 4 |
| 16 | SBKR | 73 | Derek COSTELLO | Yamaha 600 | 1:36.051 | 10.499 | 78.708 | 4 | 4 |
| 17 | SBKR | 54 | Corran SMYTH | Suzuki - Crazy Cat Customs | 1:37.948 | 12.396 | 77.184 | 2 | 4 |
| 18 | SBKR | 12 | Alan JACKSON | Moriwaki MD 600 - W A Corless / Jackson Racing | 1:43.263 | 17.711 | 73.211 | 4 | 4 |
| 19 | SBKR | 57 | Adrian LOGUE | Suzuki 750 | 1:44.550 | 18.998 | 72.310 | 3 | 4 |
| 20 | SBKR | 42 | Dylan SCOTT | Yamaha 600 | 1:48.194 | 22.642 | 69.874 | 3 | 3 |

Qualifying Classification

These Results are provisional and are subject to ratification by the Stewards of the Meeting.

| | | | | | |
|---------------|----------------|------------|---|--------------------|-------------------------------------|
| Track | Orritor | Signed |  | Organising Club | Cookstown & District MCC |
| Length(miles) | 2.1000 | | Chief Timekeeper | Qualifying Started | 19:05:30.903 |
| Weather | Sunny | Issued At: | 19:14:19 | | |
| Track | Dry | | | | |



MCUI
Ulster Centre
Timing
www.elaps-timing.com



Powered by
e-Laps II
© 2008
Walter Marks



SUPERBIKE

Group B Qualifying

Friday, 29 April 2011

DETAILED RESULT

Qualifying Classification

Position

1 77 Ryan FARQUHAR

Behind

Best Time **1:25.552** Best Speed **88.367** On **4** Gp **a**

| Lap | Elapsed Time | Lap Time | Lap Speed |
|-----|--------------|----------|-----------|
| 1 | 1:38.710 | 1:38.710 | 76.588 |
| 2 | 3:05.347 | 1:26.637 | 87.261 |
| 3 | 4:32.559 | 1:27.212 | 86.685 |
| 4 | 5:58.111 | 1:25.552 | 88.367 |
| 5 | 7:39.294 | 1:41.183 | 74.716 |

2 82 Derek SHEILS

Behind **0.590**

Best Time **1:26.142** Best Speed **87.762** On **4** Gp **a**

| Lap | Elapsed Time | Lap Time | Lap Speed |
|-----|--------------|----------|-----------|
| 1 | 1:50.350 | 1:50.350 | 68.509 |
| 2 | 3:18.389 | 1:28.039 | 85.871 |
| 3 | 4:44.599 | 1:26.210 | 87.693 |
| 4 | 6:10.741 | 1:26.142 | 87.762 |

3 86 Cameron DONALD

Behind **1.004**

Best Time **1:26.556** Best Speed **87.342** On **4** Gp **a**

| Lap | Elapsed Time | Lap Time | Lap Speed |
|-----|--------------|----------|-----------|
| 1 | 1:38.440 | 1:38.440 | 76.798 |
| 2 | 3:07.545 | 1:29.105 | 84.844 |
| 3 | 4:47.425 | 1:39.880 | 75.691 |
| 4 | 6:13.981 | 1:26.556 | 87.342 |
| 5 | 8:05.109 | 1:51.128 | 68.030 |

4 71 Davy MORGAN

Behind **4.091**

Best Time **1:29.643** Best Speed **84.335** On **4** Gp **a**

| Lap | Elapsed Time | Lap Time | Lap Speed |
|-----|--------------|----------|-----------|
| 1 | 2:24.220 | 2:24.220 | 52.420 |
| 2 | 3:56.914 | 1:32.694 | 81.559 |
| 3 | 5:27.483 | 1:30.569 | 83.472 |
| 4 | 6:57.126 | 1:29.643 | 84.335 |

5 123 Andrew BRADY

Behind **4.400**

Best Time **1:29.952** Best Speed **84.045** On **4** Gp **a**

| Lap | Elapsed Time | Lap Time | Lap Speed |
|-----|--------------|----------|-----------|
| 1 | 1:56.539 | 1:56.539 | 64.871 |
| 2 | 3:28.247 | 1:31.708 | 82.436 |
| 3 | 4:58.538 | 1:30.291 | 83.729 |
| 4 | 6:28.490 | 1:29.952 | 84.045 |

Qualifying Classification

Position

6 128 Wayne HAMILTON

Behind **4.578**

Best Time **1:30.130** Best Speed **83.879** On **4** Gp **a**

| Lap | Elapsed Time | Lap Time | Lap Speed |
|-----|--------------|----------|-----------|
| 1 | 2:27.325 | 2:27.325 | 51.315 |
| 2 | 3:59.974 | 1:32.649 | 81.598 |
| 3 | 5:32.998 | 1:33.024 | 81.269 |
| 4 | 7:03.128 | 1:30.130 | 83.879 |

7 101 Brian McCORMACK

Behind **4.982**

Best Time **1:30.534** Best Speed **83.505** On **4** Gp **a**

| Lap | Elapsed Time | Lap Time | Lap Speed |
|-----|--------------|----------|-----------|
| 1 | 1:50.222 | 1:50.222 | 68.589 |
| 2 | 3:23.170 | 1:32.948 | 81.336 |
| 3 | 4:55.436 | 1:32.266 | 81.937 |
| 4 | 6:25.970 | 1:30.534 | 83.505 |

8 65 Michael SWEENEY

Behind **5.122**

Best Time **1:30.674** Best Speed **83.376** On **4** Gp **a**

| Lap | Elapsed Time | Lap Time | Lap Speed |
|-----|--------------|----------|-----------|
| 1 | 1:53.256 | 1:53.256 | 66.751 |
| 2 | 3:24.052 | 1:30.796 | 83.264 |
| 3 | 4:55.709 | 1:31.657 | 82.481 |
| 4 | 6:26.383 | 1:30.674 | 83.376 |

9 64 Stephen McKNIGHT

Behind **5.423**

Best Time **1:30.975** Best Speed **83.100** On **3** Gp **a**

| Lap | Elapsed Time | Lap Time | Lap Speed |
|-----|--------------|----------|-----------|
| 1 | 2:15.790 | 2:15.790 | 55.674 |
| 2 | 3:48.417 | 1:32.627 | 81.618 |
| 3 | 5:19.392 | 1:30.975 | 83.100 |
| 4 | 6:51.428 | 1:32.036 | 82.142 |

10 96 Andy FARRELL

Behind **5.924**

Best Time **1:31.476** Best Speed **82.645** On **4** Gp **a**

| Lap | Elapsed Time | Lap Time | Lap Speed |
|-----|--------------|----------|-----------|
| 1 | 2:08.886 | 2:08.886 | 58.656 |
| 2 | 3:41.054 | 1:32.168 | 82.024 |
| 3 | 5:13.671 | 1:32.617 | 81.626 |
| 4 | 6:45.147 | 1:31.476 | 82.645 |





SUPERBIKE

Group B Qualifying

Friday, 29 April 2011

DETAILED RESULT

Qualifying Classification

Position

11 99 Andrew COURTNEY

Behind 5.990

Best Time 1:31.542 Best Speed 82.585 On 4 Gp a

| Lap | Elapsed Time | Lap Time | Lap Speed |
|-----|--------------|----------|-----------|
| 1 | 1:50.761 | 1:50.761 | 68.255 |
| 2 | 3:23.562 | 1:32.801 | 81.465 |
| 3 | 4:56.250 | 1:32.688 | 81.564 |
| 4 | 6:27.792 | 1:31.542 | 82.585 |

12 150 William DAVISON

Behind 6.040

Best Time 1:31.592 Best Speed 82.540 On 4 Gp a

| Lap | Elapsed Time | Lap Time | Lap Speed |
|-----|--------------|----------|-----------|
| 1 | 2:06.483 | 2:06.483 | 59.771 |
| 2 | 3:40.310 | 1:33.827 | 80.574 |
| 3 | 5:12.977 | 1:32.667 | 81.582 |
| 4 | 6:44.569 | 1:31.592 | 82.540 |

13 117 Gary MILLER

Behind 9.134

Best Time 1:34.686 Best Speed 79.843 On 2 Gp a

| Lap | Elapsed Time | Lap Time | Lap Speed |
|-----|--------------|----------|-----------|
| 1 | 2:10.962 | 2:10.962 | 57.727 |
| 2 | 3:45.648 | 1:34.686 | 79.843 |
| 3 | 5:20.824 | 1:35.176 | 79.432 |
| 4 | 6:56.801 | 1:35.977 | 78.769 |

14 93 Paul CRANSTON

Behind 9.631

Best Time 1:35.183 Best Speed 79.426 On 4 Gp a

| Lap | Elapsed Time | Lap Time | Lap Speed |
|-----|--------------|----------|-----------|
| 1 | 2:19.547 | 2:19.547 | 54.175 |
| 2 | 3:56.098 | 1:36.551 | 78.301 |
| 3 | 5:32.907 | 1:36.809 | 78.092 |
| 4 | 7:08.090 | 1:35.183 | 79.426 |

15 104 Daley MATHISON

Behind 10.251

Best Time 1:35.803 Best Speed 78.912 On 3 Gp a

| Lap | Elapsed Time | Lap Time | Lap Speed |
|-----|--------------|----------|-----------|
| 1 | 2:32.796 | 2:32.796 | 49.478 |
| 2 | 4:12.786 | 1:39.990 | 75.608 |
| 3 | 5:48.589 | 1:35.803 | 78.912 |
| 4 | 7:25.758 | 1:37.169 | 77.803 |

Qualifying Classification

Position

16 73 Derek COSTELLO

Behind 10.499

Best Time 1:36.051 Best Speed 78.708 On 4 Gp a

| Lap | Elapsed Time | Lap Time | Lap Speed |
|-----|--------------|----------|-----------|
| 1 | 2:02.851 | 2:02.851 | 61.538 |
| 2 | 3:39.296 | 1:36.445 | 78.387 |
| 3 | 5:16.970 | 1:37.674 | 77.400 |
| 4 | 6:53.021 | 1:36.051 | 78.708 |

17 54 Corran SMYTH

Behind 12.396

Best Time 1:37.948 Best Speed 77.184 On 2 Gp a

| Lap | Elapsed Time | Lap Time | Lap Speed |
|-----|--------------|----------|-----------|
| 1 | 2:27.967 | 2:27.967 | 51.092 |
| 2 | 4:05.915 | 1:37.948 | 77.184 |
| 3 | 5:46.434 | 1:40.519 | 75.210 |
| 4 | 7:25.307 | 1:38.873 | 76.462 |

18 12 Alan JACKSON

Behind 17.711

Best Time 1:43.263 Best Speed 73.211 On 4 Gp a

| Lap | Elapsed Time | Lap Time | Lap Speed |
|-----|--------------|----------|-----------|
| 1 | 2:12.451 | 2:12.451 | 57.078 |
| 2 | 3:56.650 | 1:44.199 | 72.553 |
| 3 | 5:41.885 | 1:45.235 | 71.839 |
| 4 | 7:25.148 | 1:43.263 | 73.211 |

19 57 Adrian LOGUE

Behind 18.998

Best Time 1:44.550 Best Speed 72.310 On 3 Gp a

| Lap | Elapsed Time | Lap Time | Lap Speed |
|-----|--------------|----------|-----------|
| 1 | 2:27.249 | 2:27.249 | 51.342 |
| 2 | 4:13.443 | 1:46.194 | 71.190 |
| 3 | 5:57.993 | 1:44.550 | 72.310 |
| 4 | 8:00.743 | 2:02.750 | 61.589 |

20 42 Dylan SCOTT

Behind 22.642

Best Time 1:48.194 Best Speed 69.874 On 3 Gp a

| Lap | Elapsed Time | Lap Time | Lap Speed |
|-----|--------------|----------|-----------|
| 1 | 2:45.434 | 2:45.434 | 45.698 |
| 2 | 4:36.794 | 1:51.360 | 67.888 |
| 3 | 6:24.988 | 1:48.194 | 69.874 |


THE ROYAL HOTEL & BRAESIDE COOKSTOWN 100

SUPERBIKE
Superbike Combined
Friday, 29 April 2011



| Pos | Class | No | Name | -----Best Time / Qual Laps----- | | Overall Best Time / Speed / Total Qual Laps |
|----------------------------------|-------|-----|------------------|---------------------------------|-----------|--|
| | | | | Session A | Session B | |
| Qualifying Classification | | | | | | |
| 1 | SBKR | 77 | Ryan FARQUHAR | ----- | 1:25.552 | 1:25.552 88.367 |
| 2 | SBKR | 82 | Derek SHEILS | ----- | 1:26.142 | 1:26.142 87.762 |
| 3 | SBKR | 3 | Michael DUNLOP | 1:26.376 | ----- | 1:26.376 87.524 |
| 4 | SBKR | 86 | Cameron DONALD | ----- | 1:26.556 | 1:26.556 87.342 |
| 5 | SBKR | 36 | Michael PEARSON | 1:26.573 | ----- | 1:26.573 87.325 |
| 6 | SBKR | 7 | Guy MARTIN | 1:27.017 | ----- | 1:27.017 86.880 |
| 7 | SBKR | 6 | William DUNLOP | 1:27.704 | ----- | 1:27.704 86.199 |
| 8 | SBKR | 13 | Adrian ARCHIBALD | 1:27.994 | ----- | 1:27.994 85.915 |
| 9 | SBKR | 16 | John BURROWS | 1:28.893 | ----- | 1:28.893 85.046 |
| 10 | SBKR | 71 | Davy MORGAN | ----- | 1:29.643 | 1:29.643 84.335 |
| 11 | SBKR | 123 | Andrew BRADY | ----- | 1:29.952 | 1:29.952 84.045 |
| 12 | SBKR | 38 | Gary ROBINSON | 1:30.095 | ----- | 1:30.095 83.911 |
| 13 | SBKR | 128 | Wayne HAMILTON | ----- | 1:30.130 | 1:30.130 83.879 |
| 14 | SBKR | 31 | Shaun ANDERSON | 1:30.377 | ----- | 1:30.377 83.650 |
| 15 | SBKR | 101 | Brian McCORMACK | ----- | 1:30.534 | 1:30.534 83.505 |
| 16 | SBKR | 65 | Michael SWEENEY | ----- | 1:30.674 | 1:30.674 83.376 |
| 17 | SBKR | 23 | Michal DOKOUPIL | 1:30.722 | ----- | 1:30.722 83.331 |
| 18 | SBKR | 64 | Stephen McKNIGHT | ----- | 1:30.975 | 1:30.975 83.100 |
| 19 | SBKR | 96 | Andy FARRELL | ----- | 1:31.476 | 1:31.476 82.645 |
| 20 | SBKR | 99 | Andrew COURTNEY | ----- | 1:31.542 | 1:31.542 82.585 |
| 21 | SBKR | 150 | William DAVISON | ----- | 1:31.592 | 1:31.592 82.540 |
| 22 | SBKR | 25 | Ivan SHANLEY | 1:32.169 | ----- | 1:32.169 82.023 |
| 23 | SBKR | 30 | Wayne KENNEDY | 1:34.204 | ----- | 1:34.204 80.251 |
| 24 | SBKR | 20 | David LUMSDEN | 1:34.246 | ----- | 1:34.246 80.216 |
| 25 | SBKR | 26 | Dennis BOOTH | 1:34.250 | ----- | 1:34.250 80.212 |
| 26 | SBKR | 117 | Gary MILLER | ----- | 1:34.686 | 1:34.686 79.843 |
| 27 | SBKR | 93 | Paul CRANSTON | ----- | 1:35.183 | 1:35.183 79.426 |
| 28 | SBKR | 52 | Andrew BROWN | 1:35.508 | ----- | 1:35.508 79.156 |
| 29 | SBKR | 24 | Craig SHIRLAW | 1:35.535 | ----- | 1:35.535 79.133 |
| 30 | SBKR | 104 | Daley MATHISON | ----- | 1:35.803 | 1:35.803 78.912 |
| 31 | SBKR | 73 | Derek COSTELLO | ----- | 1:36.051 | 1:36.051 78.708 |
| 32 | SBKR | 9 | Sandor BITTER | 1:36.067 | ----- | 1:36.067 78.695 |
| 33 | SBKR | 44 | Glenn WALKER | 1:36.459 | ----- | 1:36.459 78.375 |
| 34 | SBKR | 49 | William COWDEN | 1:36.826 | ----- | 1:36.826 78.078 |
| 35 | SBKR | 8 | Anthony McCOLGAN | 1:37.588 | ----- | 1:37.588 77.469 |
| 36 | SBKR | 54 | Corran SMYTH | ----- | 1:37.948 | 1:37.948 77.184 |
| 37 | SBKR | 12 | Alan JACKSON | ----- | 1:43.263 | 1:43.263 73.211 |
| 38 | SBKR | 57 | Adrian LOGUE | ----- | 1:44.550 | 1:44.550 72.310 |
| 39 | SBKR | 42 | Dylan SCOTT | ----- | 1:48.194 | 1:48.194 69.874 |

These Results are provisional and are subject to ratification by the Stewards of the Meeting.

| | | | | | |
|---------------|---------|------------|---|-----------------|-----------------------------|
| Track | Orritor | Signed |  Chief Timekeeper | Organising Club | Cookstown & District MCC |
| Length(miles) | 2.1000 | Issued At: | | | |
| Weather | Sunny | | | | |
| Track | Dry | | | | |



ROYAL HOTEL & BRAESIDE COOKSTOWN 100

SUPERBIKE

Orritor 2.100 Miles

R5: BA Components Open Race A


30/04/2011 11:30

Race (10 Laps)

Race 5 - OPEN A

| | | | |
|----|-----|----|-----|
| 11 | 25 | 30 | |
| 10 | 31 | 32 | 150 |
| 9 | 96 | 99 | 30 |
| | 28 | 29 | 64 |
| | 65 | 23 | 27 |
| | 25 | 26 | |
| 8 | | 23 | 24 |
| | 22 | | |
| 7 | 101 | | |
| | 19 | 20 | 21 |
| 6 | 123 | 38 | 31 |
| | 16 | 17 | 18 |
| 5 | 13 | 16 | 71 |
| | 13 | 14 | 15 |
| 4 | | | |
| | 10 | 11 | 12 |
| 3 | 6 | | |
| | 7 | 8 | 9 |
| 2 | 86 | 36 | 7 |
| | 4 | 5 | 6 |
| 1 | 77 | 82 | 3 |
| | 1 | 2 | 3 |

POLE POSITION



Provisional result subject to confirmation by the Stewards of the Meeting

Orbits

Promoted by Cookstown & District MCC

www.amb-it.com

MCUI (Ulster Centre) Timing

www.mylaps.com

www.elaps-timing.com

Licensed to: MCUI

ROYAL HOTEL & BRAESIDE COOKSTOWN 100

SUPERBIKE

Orritor 2.100 Miles

R13: Royal Hotel & Braeside Cookstown 100 Open Race A

30/04/2011 14:10

Race (10 Laps)

Race 13 - COOKSTOWN 100 A

| | | | |
|----|-----|----|-----|
| 11 | 25 | 30 | |
| 10 | 31 | 32 | 99 |
| 9 | 64 | 96 | 30 |
| | 28 | 29 | 23 |
| | 101 | 65 | 27 |
| | 25 | 26 | |
| 8 | | 23 | 24 |
| 7 | 22 | | |
| 6 | 31 | 20 | 21 |
| 5 | 19 | 38 | 128 |
| | 123 | 17 | 18 |
| | 16 | 16 | 71 |
| | 13 | 14 | 15 |
| 4 | | | |
| 3 | 10 | 11 | 12 |
| 2 | 6 | | |
| 1 | 7 | 8 | 9 |
| | 86 | 36 | 7 |
| | 4 | 5 | 6 |
| | 77 | 82 | 3 |
| | 1 | 2 | 3 |

POLE POSITION



Provisional result subject to confirmation by the Stewards of the Meeting

Orbits

Promoted by Cookstown & District MCC

www.amb-it.com

MCUI (Ulster Centre) Timing

www.mylaps.com

www.elaps-timing.com

Licensed to: MCUI

THE ROYAL HOTEL & BRAESIDE COOKSTOWN 100

SUPERBIKE

Race 5 - BA Components Open A

Saturday, 30 April 2011




| Pos | Class | No | Name | Machine / Sponsor | Gp | Laps | Total Time | Behind | Speed | -----Best Lap----- | | |
|----------------------------|-------|-----|------------------|-----------------------------------|----|------|------------|--------|--------|--------------------|--------|----|
| | | | | | | | | | | Time | Speed | On |
| Race Classification | | | | | | | | | | | | |
| 1 | SBKR | 77 | Ryan FARQUHAR | Kawasaki - KMR / BA Components | a | 6 | 8:30.195 | | 88.907 | 1:23.848 | 90.163 | 3 |
| 2 | SBKR | 86 | Cameron DONALD | Honda - Wilson Craig Racing | a | 6 | 8:30.753 | 0.558 | 88.810 | 1:23.731 | 90.289 | 3 |
| 3 | SBKR | 7 | Guy MARTIN | Suzuki - Relentless Suzuki by TAS | a | 6 | 8:31.173 | 0.978 | 88.737 | 1:23.731 | 90.289 | 3 |
| 4 | SBKR | 3 | Michael DUNLOP | Kawasaki - Street Sweep | a | 6 | 8:31.477 | 1.282 | 88.684 | 1:23.456 | 90.587 | 4 |
| 5 | SBKR | 82 | Derek SHEILS | Honda - Amigos | a | 6 | 8:38.069 | 7.874 | 87.556 | 1:24.999 | 88.942 | 3 |
| 6 | SBKR | 6 | William DUNLOP | Honda - Wilson Craig Racing | a | 6 | 8:44.406 | 14.211 | 86.498 | 1:26.006 | 87.901 | 4 |
| 7 | SBKR | 16 | John BURROWS | Suzuki - BE Racing / Cookstown | b | 6 | 8:56.869 | 26.674 | 84.490 | 1:27.595 | 86.306 | 2 |
| 8 | SBKR | 13 | Adrian ARCHIBALD | BMW - AMA Racing | b | 6 | 8:57.333 | 27.138 | 84.417 | 1:27.816 | 86.089 | 4 |
| 9 | SBKR | 71 | Davy MORGAN | Suzuki - Strangford Holiday Park | b | 6 | 8:57.559 | 27.364 | 84.381 | 1:28.380 | 85.540 | 3 |
| 10 | SBKR | 99 | Andrew COURTNEY | Yamaha - Team Hardship Racing | c | 6 | 9:02.556 | 32.361 | 83.604 | 1:29.257 | 84.699 | 2 |
| 11 | SBKR | 31 | Shaun ANDERSON | Suzuki - ARD | b | 6 | 9:03.973 | 33.778 | 83.386 | 1:29.159 | 84.792 | 2 |
| 12 | SBKR | 64 | Stephen McKNIGHT | Yamaha | c | 6 | 9:04.453 | 34.258 | 83.313 | 1:29.190 | 84.763 | 3 |
| 13 | SBKR | 123 | Andrew BRADY | Suzuki | b | 6 | 9:07.258 | 37.063 | 82.886 | 1:29.156 | 84.795 | 5 |
| 14 | SBKR | 38 | Gary ROBINSON | Yamaha 600 - Robinson Electrical | b | 6 | 9:07.551 | 37.356 | 82.842 | 1:29.268 | 84.689 | 4 |
| 15 | SBKR | 96 | Andy FARRELL | Yamaha - Farrelly Racing | c | 6 | 9:08.802 | 38.607 | 82.653 | 1:29.789 | 84.197 | 4 |
| 16 | SBKR | 150 | William DAVISON | Honda 600 - Hill Contracts | c | 6 | 9:09.715 | 39.520 | 82.515 | 1:29.709 | 84.272 | 4 |
| 17 | SBKR | 25 | Ivan SHANLEY | Yamaha 600 - Ty-Rock | c | 6 | 9:15.987 | 45.792 | 81.585 | 1:30.399 | 83.629 | 6 |
| 18 | SBKR | 101 | Brian McCORMACK | Honda - TAG Racing | b | 6 | 9:22.531 | 52.336 | 80.636 | 1:31.085 | 82.999 | 2 |

Fastest Lap

| | | | | | | | | | | | | |
|------|---|----------------|-------------------------|---|--|--|--|--|--|----------|--------|---|
| SBKR | 3 | Michael DUNLOP | Kawasaki - Street Sweep | a | | | | | | 1:23.456 | 90.587 | 4 |
|------|---|----------------|-------------------------|---|--|--|--|--|--|----------|--------|---|

These Results are provisional and are subject to ratification by the Stewards of the Meeting.

| | | | | | |
|---------------|---------------------------|------------|---|------------------|-------------------------------------|
| Track | Orritor | Signed |  | Organising Club | Cookstown & District MCC |
| Length(miles) | 2.1000 | | Chief Timekeeper | Warmup Started | |
| Weather | Sunny, 22°C, 38%RH | | | Race Started | 13:34:53.331 |
| Track | Dry, 24°C | Issued At: | 13:45:07 | Gp Time Diff - b | 10.6 / c 22.26 |



MCUI
Ulster Centre
Timing
www.elaps-timing.com



Powered by
e-Laps II
© 2008
Walter Marks



SUPERBIKE

Race 5 - BA Components Open A

Saturday, 30 April 2011

DETAILED RESULT

Race Classification

1 **77 Ryan FARQUHAR**
 Total Time **8:30.195** Avg Speed **88.907** Behind
 Best Time **1:23.848** Best Speed **90.163** On **3** Gp **a**

| Lap | Elapsed Time | Lap Time | Lap Speed |
|-----|--------------|----------|-----------|
| 1 | 1:29.256 | 1:29.256 | 84.700 |
| 2 | 2:53.869 | 1:24.613 | 89.348 |
| 3 | 4:17.717 | 1:23.848 | 90.163 |
| 4 | 5:41.652 | 1:23.935 | 90.070 |
| 5 | 7:06.255 | 1:24.603 | 89.359 |
| 6 | 8:30.195 | 1:23.940 | 90.064 |

2 **86 Cameron DONALD**
 Total Time **8:30.753** Avg Speed **88.810** Behind **0.558**
 Best Time **1:23.731** Best Speed **90.289** On **3** Gp **a**

| Lap | Elapsed Time | Lap Time | Lap Speed |
|-----|--------------|----------|-----------|
| 1 | 1:29.914 | 1:29.914 | 84.080 |
| 2 | 2:54.341 | 1:24.427 | 89.545 |
| 3 | 4:18.072 | 1:23.731 | 90.289 |
| 4 | 5:41.900 | 1:23.828 | 90.185 |
| 5 | 7:06.492 | 1:24.592 | 89.370 |
| 6 | 8:30.753 | 1:24.261 | 89.721 |

3 **7 Guy MARTIN**
 Total Time **8:31.173** Avg Speed **88.737** Behind **0.978**
 Best Time **1:23.731** Best Speed **90.289** On **3** Gp **a**

| Lap | Elapsed Time | Lap Time | Lap Speed |
|-----|--------------|----------|-----------|
| 1 | 1:30.271 | 1:30.271 | 83.748 |
| 2 | 2:54.722 | 1:24.451 | 89.519 |
| 3 | 4:18.453 | 1:23.731 | 90.289 |
| 4 | 5:42.221 | 1:23.768 | 90.249 |
| 5 | 7:06.873 | 1:24.652 | 89.307 |
| 6 | 8:31.173 | 1:24.300 | 89.680 |

4 **3 Michael DUNLOP**
 Total Time **8:31.477** Avg Speed **88.684** Behind **1.282**
 Best Time **1:23.456** Best Speed **90.587** On **4** Gp **a**

| Lap | Elapsed Time | Lap Time | Lap Speed |
|-----|--------------|----------|-----------|
| 1 | 1:31.042 | 1:31.042 | 83.039 |
| 2 | 2:55.778 | 1:24.736 | 89.218 |
| 3 | 4:19.376 | 1:23.598 | 90.433 |
| 4 | 5:42.832 | 1:23.456 | 90.587 |
| 5 | 7:07.178 | 1:24.346 | 89.631 |
| 6 | 8:31.477 | 1:24.299 | 89.681 |

Race Classification

5 **82 Derek SHEILS**
 Total Time **8:38.069** Avg Speed **87.556** Behind **7.874**
 Best Time **1:24.999** Best Speed **88.942** On **3** Gp **a**

| Lap | Elapsed Time | Lap Time | Lap Speed |
|-----|--------------|----------|-----------|
| 1 | 1:30.840 | 1:30.840 | 83.223 |
| 2 | 2:56.348 | 1:25.508 | 88.413 |
| 3 | 4:21.347 | 1:24.999 | 88.942 |
| 4 | 5:46.585 | 1:25.238 | 88.693 |
| 5 | 7:12.452 | 1:25.867 | 88.043 |
| 6 | 8:38.069 | 1:25.617 | 88.300 |

6 **6 William DUNLOP**
 Total Time **8:44.406** Avg Speed **86.498** Behind **14.211**
 Best Time **1:26.006** Best Speed **87.901** On **4** Gp **a**

| Lap | Elapsed Time | Lap Time | Lap Speed |
|-----|--------------|----------|-----------|
| 1 | 1:32.390 | 1:32.390 | 81.827 |
| 2 | 2:58.619 | 1:26.229 | 87.674 |
| 3 | 4:25.018 | 1:26.399 | 87.501 |
| 4 | 5:51.024 | 1:26.006 | 87.901 |
| 5 | 7:17.710 | 1:26.686 | 87.211 |
| 6 | 8:44.406 | 1:26.696 | 87.201 |

7 **16 John BURROWS**
 Total Time **8:56.869** Avg Speed **84.490** Behind **26.674**
 Best Time **1:27.595** Best Speed **86.306** On **2** Gp **b**

| Lap | Elapsed Time | Lap Time | Lap Speed |
|-----|--------------|----------|-----------|
| 1 | 1:33.694 | 1:33.694 | 80.688 |
| 2 | 3:01.289 | 1:27.595 | 86.306 |
| 3 | 4:29.628 | 1:28.339 | 85.579 |
| 4 | 5:58.050 | 1:28.422 | 85.499 |
| 5 | 7:28.082 | 1:30.032 | 83.970 |
| 6 | 8:56.869 | 1:28.787 | 85.148 |

8 **13 Adrian ARCHIBALD**
 Total Time **8:57.333** Avg Speed **84.417** Behind **27.138**
 Best Time **1:27.816** Best Speed **86.089** On **4** Gp **b**

| Lap | Elapsed Time | Lap Time | Lap Speed |
|-----|--------------|----------|-----------|
| 1 | 1:32.884 | 1:32.884 | 81.392 |
| 2 | 3:00.898 | 1:28.014 | 85.895 |
| 3 | 4:30.472 | 1:29.574 | 84.399 |
| 4 | 5:58.288 | 1:27.816 | 86.089 |
| 5 | 7:28.352 | 1:30.064 | 83.940 |
| 6 | 8:57.333 | 1:28.981 | 84.962 |





SUPERBIKE

Race 5 - BA Components Open A

Saturday, 30 April 2011

DETAILED RESULT

Race Classification

9 **71 Davy MORGAN**

Total Time **8:57.559** Avg Speed **84.381** Behind **27.364**
 Best Time **1:28.380** Best Speed **85.540** On **3** Gp **b**

| Lap | Elapsed Time | Lap Time | Lap Speed |
|-----|--------------|----------|-----------|
| 1 | 1:34.646 | 1:34.646 | 79.877 |
| 2 | 3:03.172 | 1:28.526 | 85.399 |
| 3 | 4:31.552 | 1:28.380 | 85.540 |
| 4 | 6:00.150 | 1:28.598 | 85.329 |
| 5 | 7:28.757 | 1:28.607 | 85.321 |
| 6 | 8:57.559 | 1:28.802 | 85.133 |

10 **99 Andrew COURTNEY**

Total Time **9:02.556** Avg Speed **83.604** Behind **32.361**
 Best Time **1:29.257** Best Speed **84.699** On **2** Gp **c**

| Lap | Elapsed Time | Lap Time | Lap Speed |
|-----|--------------|----------|-----------|
| 1 | 1:35.099 | 1:35.099 | 79.496 |
| 2 | 3:04.356 | 1:29.257 | 84.699 |
| 3 | 4:33.706 | 1:29.350 | 84.611 |
| 4 | 6:03.374 | 1:29.668 | 84.311 |
| 5 | 7:32.901 | 1:29.527 | 84.444 |
| 6 | 9:02.556 | 1:29.655 | 84.323 |

11 **31 Shaun ANDERSON**

Total Time **9:03.973** Avg Speed **83.386** Behind **33.778**
 Best Time **1:29.159** Best Speed **84.792** On **2** Gp **b**

| Lap | Elapsed Time | Lap Time | Lap Speed |
|-----|--------------|----------|-----------|
| 1 | 1:35.846 | 1:35.846 | 78.877 |
| 2 | 3:05.005 | 1:29.159 | 84.792 |
| 3 | 4:34.786 | 1:29.781 | 84.205 |
| 4 | 6:05.053 | 1:30.267 | 83.752 |
| 5 | 7:34.609 | 1:29.556 | 84.416 |
| 6 | 9:03.973 | 1:29.364 | 84.598 |

12 **64 Stephen McKNIGHT**

Total Time **9:04.453** Avg Speed **83.313** Behind **34.258**
 Best Time **1:29.190** Best Speed **84.763** On **3** Gp **c**

| Lap | Elapsed Time | Lap Time | Lap Speed |
|-----|--------------|----------|-----------|
| 1 | 1:35.630 | 1:35.630 | 79.055 |
| 2 | 3:04.856 | 1:29.226 | 84.729 |
| 3 | 4:34.046 | 1:29.190 | 84.763 |
| 4 | 6:03.987 | 1:29.941 | 84.055 |
| 5 | 7:33.825 | 1:29.838 | 84.151 |
| 6 | 9:04.453 | 1:30.628 | 83.418 |

Race Classification

13 **123 Andrew BRADY**

Total Time **9:07.258** Avg Speed **82.886** Behind **37.063**
 Best Time **1:29.156** Best Speed **84.795** On **5** Gp **b**

| Lap | Elapsed Time | Lap Time | Lap Speed |
|-----|--------------|----------|-----------|
| 1 | 1:37.050 | 1:37.050 | 77.898 |
| 2 | 3:08.148 | 1:31.098 | 82.988 |
| 3 | 4:38.233 | 1:30.085 | 83.921 |
| 4 | 6:07.808 | 1:29.575 | 84.399 |
| 5 | 7:36.964 | 1:29.156 | 84.795 |
| 6 | 9:07.258 | 1:30.294 | 83.726 |

14 **38 Gary ROBINSON**

Total Time **9:07.551** Avg Speed **82.842** Behind **37.356**
 Best Time **1:29.268** Best Speed **84.689** On **4** Gp **b**

| Lap | Elapsed Time | Lap Time | Lap Speed |
|-----|--------------|----------|-----------|
| 1 | 1:37.568 | 1:37.568 | 77.484 |
| 2 | 3:08.419 | 1:30.851 | 83.213 |
| 3 | 4:38.869 | 1:30.450 | 83.582 |
| 4 | 6:08.137 | 1:29.268 | 84.689 |
| 5 | 7:37.652 | 1:29.515 | 84.455 |
| 6 | 9:07.551 | 1:29.899 | 84.094 |

15 **96 Andy FARRELL**

Total Time **9:08.802** Avg Speed **82.653** Behind **38.607**
 Best Time **1:29.789** Best Speed **84.197** On **4** Gp **c**

| Lap | Elapsed Time | Lap Time | Lap Speed |
|-----|--------------|----------|-----------|
| 1 | 1:35.361 | 1:35.361 | 79.278 |
| 2 | 3:06.051 | 1:30.690 | 83.361 |
| 3 | 4:35.855 | 1:29.804 | 84.183 |
| 4 | 6:05.644 | 1:29.789 | 84.197 |
| 5 | 7:38.437 | 1:32.793 | 81.472 |
| 6 | 9:08.802 | 1:30.365 | 83.661 |

16 **150 William DAVISON**

Total Time **9:09.715** Avg Speed **82.515** Behind **39.520**
 Best Time **1:29.709** Best Speed **84.272** On **4** Gp **c**

| Lap | Elapsed Time | Lap Time | Lap Speed |
|-----|--------------|----------|-----------|
| 1 | 1:35.934 | 1:35.934 | 78.804 |
| 2 | 3:06.262 | 1:30.328 | 83.695 |
| 3 | 4:36.093 | 1:29.831 | 84.158 |
| 4 | 6:05.802 | 1:29.709 | 84.272 |
| 5 | 7:38.123 | 1:32.321 | 81.888 |
| 6 | 9:09.715 | 1:31.592 | 82.540 |



MCUI
 Ulster Centre
 Timing
 www.elaps-timing.com



Powered by
 e-Laps II
 © 2008
 Walter Marks



SUPERBIKE

Race 5 - BA Components Open A

Saturday, 30 April 2011

DETAILED RESULT

Race Classification

17 25 Ivan SHANLEY

Total Time **9:15.987** Avg Speed **81.585** Behind **45.792**
 Best Time **1:30.399** Best Speed **83.629** On **6** Gp **c**

| Lap | Elapsed Time | Lap Time | Lap Speed |
|-----|--------------|----------|-----------|
| 1 | 1:37.933 | 1:37.933 | 77.196 |
| 2 | 3:10.831 | 1:32.898 | 81.380 |
| 3 | 4:41.952 | 1:31.121 | 82.967 |
| 4 | 6:12.775 | 1:30.823 | 83.239 |
| 5 | 7:45.588 | 1:32.813 | 81.454 |
| 6 | 9:15.987 | 1:30.399 | 83.629 |

18 101 Brian McCORMACK

Total Time **9:22.531** Avg Speed **80.636** Behind **52.336**
 Best Time **1:31.085** Best Speed **82.999** On **2** Gp **b**


| Lap | Elapsed Time | Lap Time | Lap Speed |
|-----|--------------|----------|-----------|
| 1 | 1:36.887 | 1:36.887 | 78.029 |
| 2 | 3:07.972 | 1:31.085 | 82.999 |
| 3 | 4:42.654 | 1:34.682 | 79.846 |
| 4 | 6:15.448 | 1:32.794 | 81.471 |
| 5 | 7:49.671 | 1:34.223 | 80.235 |
| 6 | 9:22.531 | 1:32.860 | 81.413 |

THE ROYAL HOTEL & BRAESIDE COOKSTOWN 100

SUPERBIKE

Race 5 - BA Components Open A

LAP CHART



| 1 | | | | | 3 | | | | | 5 | | | | |
|-----|------------------|---|--------------|----------|-----|------------------|---|--------------|----------|-----|------------------|---|--------------|----------|
| No | Name | G | Elapsed Time | Lap Time | No | Name | G | Elapsed Time | Lap Time | No | Name | G | Elapsed Time | Lap Time |
| 77 | Ryan FARQUHAR | a | 1:29.256 | 1:29.256 | 77 | Ryan FARQUHAR | a | 4:17.717 | 1:23.848 | 77 | Ryan FARQUHAR | a | 7:06.255 | 1:24.603 |
| 86 | Cameron DONALD | a | 1:29.914 | 1:29.914 | 86 | Cameron DONALD | a | 4:18.072 | 1:23.731 | 86 | Cameron DONALD | a | 7:06.492 | 1:24.592 |
| 7 | Guy MARTIN | a | 1:30.271 | 1:30.271 | 7 | Guy MARTIN | a | 4:18.453 | 1:23.731 | 7 | Guy MARTIN | a | 7:06.873 | 1:24.652 |
| 82 | Derek SHEILS | a | 1:30.840 | 1:30.840 | 3 | Michael DUNLOP | a | 4:19.376 | 1:23.598 | 3 | Michael DUNLOP | a | 7:07.178 | 1:24.346 |
| 3 | Michael DUNLOP | a | 1:31.042 | 1:31.042 | 82 | Derek SHEILS | a | 4:21.347 | 1:24.999 | 82 | Derek SHEILS | a | 7:12.452 | 1:25.867 |
| 6 | William DUNLOP | a | 1:32.390 | 1:32.390 | 6 | William DUNLOP | a | 4:25.018 | 1:26.399 | 6 | William DUNLOP | a | 7:17.710 | 1:26.686 |
| 13 | Adrian ARCHIBALD | b | 1:32.884 | 1:32.884 | 16 | John BURROWS | b | 4:29.628 | 1:28.339 | 16 | John BURROWS | b | 7:28.082 | 1:30.032 |
| 16 | John BURROWS | b | 1:33.694 | 1:33.694 | 13 | Adrian ARCHIBALD | b | 4:30.472 | 1:29.574 | 13 | Adrian ARCHIBALD | b | 7:28.352 | 1:30.064 |
| 71 | Davy MORGAN | b | 1:34.646 | 1:34.646 | 71 | Davy MORGAN | b | 4:31.552 | 1:28.380 | 71 | Davy MORGAN | b | 7:28.757 | 1:28.607 |
| 99 | Andrew COURTNEY | c | 1:35.099 | 1:35.099 | 99 | Andrew COURTNEY | c | 4:33.706 | 1:29.350 | 99 | Andrew COURTNEY | c | 7:32.901 | 1:29.527 |
| 96 | Andy FARRELL | c | 1:35.361 | 1:35.361 | 64 | Stephen McKNIGHT | c | 4:34.046 | 1:29.190 | 64 | Stephen McKNIGHT | c | 7:33.825 | 1:29.838 |
| 64 | Stephen McKNIGHT | c | 1:35.630 | 1:35.630 | 31 | Shaun ANDERSON | b | 4:34.786 | 1:29.781 | 31 | Shaun ANDERSON | b | 7:34.609 | 1:29.556 |
| 31 | Shaun ANDERSON | b | 1:35.846 | 1:35.846 | 96 | Andy FARRELL | c | 4:35.855 | 1:29.804 | 123 | Andrew BRADY | b | 7:36.964 | 1:29.156 |
| 150 | William DAVISON | c | 1:35.934 | 1:35.934 | 150 | William DAVISON | c | 4:36.093 | 1:29.831 | 38 | Gary ROBINSON | b | 7:37.652 | 1:29.515 |
| 101 | Brian McCORMACK | b | 1:36.887 | 1:36.887 | 123 | Andrew BRADY | b | 4:38.233 | 1:30.085 | 150 | William DAVISON | c | 7:38.123 | 1:32.321 |
| 123 | Andrew BRADY | b | 1:37.050 | 1:37.050 | 38 | Gary ROBINSON | b | 4:38.869 | 1:30.450 | 96 | Andy FARRELL | c | 7:38.437 | 1:32.793 |
| 38 | Gary ROBINSON | b | 1:37.568 | 1:37.568 | 25 | Ivan SHANLEY | c | 4:41.952 | 1:31.121 | 25 | Ivan SHANLEY | c | 7:45.588 | 1:32.813 |
| 25 | Ivan SHANLEY | c | 1:37.933 | 1:37.933 | 101 | Brian McCORMACK | b | 4:42.654 | 1:34.682 | 101 | Brian McCORMACK | b | 7:49.671 | 1:34.223 |

| 2 | | | | | 4 | | | | | 6 | | | | |
|-----|------------------|---|--------------|----------|-----|------------------|---|--------------|----------|-----|------------------|---|--------------|----------|
| No | Name | G | Elapsed Time | Lap Time | No | Name | G | Elapsed Time | Lap Time | No | Name | G | Elapsed Time | Lap Time |
| 77 | Ryan FARQUHAR | a | 2:53.869 | 1:24.613 | 77 | Ryan FARQUHAR | a | 5:41.652 | 1:23.935 | 77 | Ryan FARQUHAR | a | 8:30.195 | 1:23.940 |
| 86 | Cameron DONALD | a | 2:54.341 | 1:24.427 | 86 | Cameron DONALD | a | 5:41.900 | 1:23.828 | 86 | Cameron DONALD | a | 8:30.753 | 1:24.261 |
| 7 | Guy MARTIN | a | 2:54.722 | 1:24.451 | 7 | Guy MARTIN | a | 5:42.221 | 1:23.768 | 7 | Guy MARTIN | a | 8:31.173 | 1:24.300 |
| 3 | Michael DUNLOP | a | 2:55.778 | 1:24.736 | 3 | Michael DUNLOP | a | 5:42.832 | 1:23.456 | 3 | Michael DUNLOP | a | 8:31.477 | 1:24.299 |
| 82 | Derek SHEILS | a | 2:56.348 | 1:25.508 | 82 | Derek SHEILS | a | 5:46.585 | 1:25.238 | 82 | Derek SHEILS | a | 8:38.069 | 1:25.617 |
| 6 | William DUNLOP | a | 2:58.619 | 1:26.229 | 6 | William DUNLOP | a | 5:51.024 | 1:26.006 | 6 | William DUNLOP | a | 8:44.406 | 1:26.696 |
| 13 | Adrian ARCHIBALD | b | 3:00.898 | 1:28.014 | 16 | John BURROWS | b | 5:58.050 | 1:28.422 | 16 | John BURROWS | b | 8:56.869 | 1:28.787 |
| 16 | John BURROWS | b | 3:01.289 | 1:27.595 | 13 | Adrian ARCHIBALD | b | 5:58.288 | 1:27.816 | 13 | Adrian ARCHIBALD | b | 8:57.333 | 1:28.981 |
| 71 | Davy MORGAN | b | 3:03.172 | 1:28.526 | 71 | Davy MORGAN | b | 6:00.150 | 1:28.598 | 71 | Davy MORGAN | b | 8:57.559 | 1:28.802 |
| 99 | Andrew COURTNEY | c | 3:04.356 | 1:29.257 | 99 | Andrew COURTNEY | c | 6:03.374 | 1:29.668 | 99 | Andrew COURTNEY | c | 9:02.556 | 1:29.655 |
| 64 | Stephen McKNIGHT | c | 3:04.856 | 1:29.226 | 64 | Stephen McKNIGHT | c | 6:03.987 | 1:29.941 | 31 | Shaun ANDERSON | b | 9:03.973 | 1:29.364 |
| 31 | Shaun ANDERSON | b | 3:05.005 | 1:29.159 | 31 | Shaun ANDERSON | b | 6:05.053 | 1:30.267 | 64 | Stephen McKNIGHT | c | 9:04.453 | 1:30.628 |
| 96 | Andy FARRELL | c | 3:06.051 | 1:30.690 | 96 | Andy FARRELL | c | 6:05.644 | 1:29.789 | 123 | Andrew BRADY | b | 9:07.258 | 1:30.294 |
| 150 | William DAVISON | c | 3:06.262 | 1:30.328 | 150 | William DAVISON | c | 6:05.802 | 1:29.709 | 38 | Gary ROBINSON | b | 9:07.551 | 1:29.899 |
| 101 | Brian McCORMACK | b | 3:07.972 | 1:31.085 | 123 | Andrew BRADY | b | 6:07.808 | 1:29.575 | 96 | Andy FARRELL | c | 9:08.802 | 1:30.365 |
| 123 | Andrew BRADY | b | 3:08.148 | 1:31.098 | 38 | Gary ROBINSON | b | 6:08.137 | 1:29.268 | 150 | William DAVISON | c | 9:09.715 | 1:31.592 |
| 38 | Gary ROBINSON | b | 3:08.419 | 1:30.851 | 25 | Ivan SHANLEY | c | 6:12.775 | 1:30.823 | 25 | Ivan SHANLEY | c | 9:15.987 | 1:30.399 |
| 25 | Ivan SHANLEY | c | 3:10.831 | 1:32.898 | 101 | Brian McCORMACK | b | 6:15.448 | 1:32.794 | 101 | Brian McCORMACK | b | 9:22.531 | 1:32.860 |

THE ROYAL HOTEL & BRAESIDE COOKSTOWN 100

SUPERBIKE


Race 13 - Royal Hotel & Braeside Cookstown 100 A

Saturday, 30 April 2011



| Pos | Class | No | Name | Machine / Sponsor | Gp | Laps | Total Time | Behind | Speed | -----Best Lap----- | | |
|--|-------|-----|------------------|-----------------------------------|----|------|------------|--------|--------|--------------------|--------|----|
| | | | | | | | | | | Time | Speed | On |
| Race Classification | | | | | | | | | | | | |
| 1 | SBKR | 77 | Ryan FARQUHAR | Kawasaki - KMR / BA Components | a | 8 | 11:19.292 | | 89.034 | 1:23.601 | 90.430 | 7 |
| 2 | SBKR | 3 | Michael DUNLOP | Kawasaki - Street Sweep | a | 8 | 11:19.443 | 0.151 | 89.014 | 1:23.629 | 90.399 | 7 |
| 3 | SBKR | 7 | Guy MARTIN | Suzuki - Relentless Suzuki by TAS | a | 8 | 11:19.880 | 0.588 | 88.957 | 1:23.139 | 90.932 | 7 |
| 4 | SBKR | 86 | Cameron DONALD | Honda - Wilson Craig Racing | a | 8 | 11:20.598 | 1.306 | 88.863 | 1:23.386 | 90.663 | 6 |
| 5 | SBKR | 82 | Derek SHEILS | Honda - Amigos | a | 8 | 11:25.343 | 6.051 | 88.248 | 1:24.383 | 89.592 | 6 |
| 6 | SBKR | 6 | William DUNLOP | Honda - Wilson Craig Racing | a | 8 | 11:34.693 | 15.401 | 87.060 | 1:25.627 | 88.290 | 3 |
| 7 | SBKR | 36 | Michael PEARSON | Yamaha 600 | a | 8 | 11:45.471 | 26.179 | 85.730 | 1:27.142 | 86.755 | 8 |
| 8 | SBKR | 13 | Adrian ARCHIBALD | BMW - AMA Racing | b | 8 | 11:47.538 | 28.246 | 85.480 | 1:26.315 | 87.586 | 5 |
| 9 | SBKR | 71 | Davy MORGAN | Suzuki - Strangford Holiday Park | b | 8 | 11:51.933 | 32.641 | 84.952 | 1:27.098 | 86.799 | 5 |
| 10 | SBKR | 16 | John BURROWS | Suzuki - BE Racing / Cookstown | b | 8 | 11:52.391 | 33.099 | 84.897 | 1:27.680 | 86.223 | 8 |
| 11 | SBKR | 31 | Shaun ANDERSON | Suzuki - ARD | b | 8 | 11:54.894 | 35.602 | 84.600 | 1:27.416 | 86.483 | 4 |
| 12 | SBKR | 99 | Andrew COURTNEY | Honda - Team Hardship Racing | c | 8 | 11:57.202 | 37.910 | 84.328 | 1:28.383 | 85.537 | 6 |
| 13 | SBKR | 96 | Andy FARRELL | Yamaha - Farrelly Racing | c | 8 | 11:59.776 | 40.484 | 84.026 | 1:28.003 | 85.906 | 5 |
| 14 | SBKR | 64 | Stephen McKNIGHT | Yamaha | c | 8 | 12:01.780 | 42.488 | 83.793 | 1:28.711 | 85.221 | 6 |
| 15 | SBKR | 101 | Brian McCORMACK | Honda - TAG Racing | b | 8 | 12:10.295 | 51.003 | 82.816 | 1:29.389 | 84.574 | 2 |
| 16 | SBKR | 123 | Andrew BRADY | Suzuki | b | 8 | 12:11.000 | 51.708 | 82.736 | 1:29.612 | 84.364 | 7 |
| Fastest Lap / New Lap Record 90.932 mph (Previously 90.811 mph) | | | | | | | | | | | | |
| | SBKR | 7 | Guy MARTIN | Suzuki - Relentless Suzuki by TAS | a | | | | | 1:23.139 | 90.932 | 7 |
| Not Classified | | | | | | | | | | | | |
| DNF | SBKR | 128 | Wayne HAMILTON | Yamaha 600 - Track Day Tools | b | 2 | 3:07.333 | 6 Laps | 80.712 | 1:29.982 | 84.017 | 2 |

These Results are provisional and are subject to ratification by the Stewards of the Meeting.

| | | | | | |
|---------------|---------------------------|------------|---|------------------|-------------------------------------|
| Track | Orritor | Signed |  | Organising Club | Cookstown & District MCC |
| Length(miles) | 2.1000 | | Chief Timekeeper | Warmup Started | |
| Weather | Sunny, 21°C, 30%RH | | | Race Started | 16:22:34.284 |
| Track | Dry, 25°C | Issued At: | 16:35:29 | Gp Time Diff - b | 12.38 / c 23.1 |



MCUI
Ulster Centre
Timing
www.elaps-timing.com



Powered by
e-Laps II
© 2008
Walter Marks
Page 1 / 1



SUPERBIKE

Race 13 - Royal Hotel & Braeside Cookstown 100 A

Saturday, 30 April 2011

DETAILED RESULT

Race Classification

1 77 Ryan FARQUHAR

Total Time **11:19.292** Avg Speed **89.034** Behind
 Best Time **1:23.601** Best Speed **90.430** On **7** Gp **a**

| Lap | Elapsed Time | Lap Time | Lap Speed |
|-----|--------------|----------|-----------|
| 1 | 1:30.190 | 1:30.190 | 83.823 |
| 2 | 2:54.713 | 1:24.523 | 89.443 |
| 3 | 4:19.328 | 1:24.615 | 89.346 |
| 4 | 5:44.144 | 1:24.816 | 89.134 |
| 5 | 7:08.239 | 1:24.095 | 89.898 |
| 6 | 8:32.014 | 1:23.775 | 90.242 |
| 7 | 9:55.615 | 1:23.601 | 90.430 |
| 8 | 11:19.292 | 1:23.677 | 90.347 |

2 3 Michael DUNLOP

Total Time **11:19.443** Avg Speed **89.014** Behind **0.151**
 Best Time **1:23.629** Best Speed **90.399** On **7** Gp **a**

| Lap | Elapsed Time | Lap Time | Lap Speed |
|-----|--------------|----------|-----------|
| 1 | 1:30.670 | 1:30.670 | 83.379 |
| 2 | 2:55.299 | 1:24.629 | 89.331 |
| 3 | 4:19.629 | 1:24.330 | 89.648 |
| 4 | 5:43.719 | 1:24.090 | 89.904 |
| 5 | 7:07.741 | 1:24.022 | 89.976 |
| 6 | 8:31.650 | 1:23.909 | 90.098 |
| 7 | 9:55.279 | 1:23.629 | 90.399 |
| 8 | 11:19.443 | 1:24.164 | 89.825 |

3 7 Guy MARTIN

Total Time **11:19.880** Avg Speed **88.957** Behind **0.588**
 Best Time **1:23.139** Best Speed **90.932** On **7** Gp **a**

| Lap | Elapsed Time | Lap Time | Lap Speed |
|-----|--------------|----------|-----------|
| 1 | 1:31.775 | 1:31.775 | 82.375 |
| 2 | 2:56.508 | 1:24.733 | 89.221 |
| 3 | 4:21.350 | 1:24.842 | 89.107 |
| 4 | 5:45.487 | 1:24.137 | 89.853 |
| 5 | 7:09.144 | 1:23.657 | 90.369 |
| 6 | 8:32.780 | 1:23.636 | 90.392 |
| 7 | 9:55.919 | 1:23.139 | 90.932 |
| 8 | 11:19.880 | 1:23.961 | 90.042 |

Race Classification

4 86 Cameron DONALD

Total Time **11:20.598** Avg Speed **88.863** Behind **1.306**
 Best Time **1:23.386** Best Speed **90.663** On **6** Gp **a**

| Lap | Elapsed Time | Lap Time | Lap Speed |
|-----|--------------|----------|-----------|
| 1 | 1:31.050 | 1:31.050 | 83.031 |
| 2 | 2:56.200 | 1:25.150 | 88.784 |
| 3 | 4:20.735 | 1:24.535 | 89.430 |
| 4 | 5:44.980 | 1:24.245 | 89.738 |
| 5 | 7:08.960 | 1:23.980 | 90.021 |
| 6 | 8:32.346 | 1:23.386 | 90.663 |
| 7 | 9:56.230 | 1:23.884 | 90.124 |
| 8 | 11:20.598 | 1:24.368 | 89.607 |

5 82 Derek SHEILS

Total Time **11:25.343** Avg Speed **88.248** Behind **6.051**
 Best Time **1:24.383** Best Speed **89.592** On **6** Gp **a**

| Lap | Elapsed Time | Lap Time | Lap Speed |
|-----|--------------|----------|-----------|
| 1 | 1:30.493 | 1:30.493 | 83.542 |
| 2 | 2:55.798 | 1:25.305 | 88.623 |
| 3 | 4:20.544 | 1:24.746 | 89.208 |
| 4 | 5:45.942 | 1:25.398 | 88.527 |
| 5 | 7:10.450 | 1:24.508 | 89.459 |
| 6 | 8:34.833 | 1:24.383 | 89.592 |
| 7 | 9:59.768 | 1:24.935 | 89.009 |
| 8 | 11:25.343 | 1:25.575 | 88.344 |

6 6 William DUNLOP

Total Time **11:34.693** Avg Speed **87.060** Behind **15.401**
 Best Time **1:25.627** Best Speed **88.290** On **3** Gp **a**

| Lap | Elapsed Time | Lap Time | Lap Speed |
|-----|--------------|----------|-----------|
| 1 | 1:32.244 | 1:32.244 | 81.957 |
| 2 | 2:57.873 | 1:25.629 | 88.288 |
| 3 | 4:23.500 | 1:25.627 | 88.290 |
| 4 | 5:50.063 | 1:26.563 | 87.335 |
| 5 | 7:16.096 | 1:26.033 | 87.873 |
| 6 | 8:42.493 | 1:26.397 | 87.503 |
| 7 | 10:08.338 | 1:25.845 | 88.066 |
| 8 | 11:34.693 | 1:26.355 | 87.546 |





SUPERBIKE

Race 13 - Royal Hotel & Braeside Cookstown 100 A

Saturday, 30 April 2011

DETAILED RESULT

Race Classification

7 **36 Michael PEARSON**

Total Time **11:45.471** Avg Speed **85.730** Behind **26.179**
 Best Time **1:27.142** Best Speed **86.755** On **8** Gp **a**

| Lap | Elapsed Time | Lap Time | Lap Speed |
|-----|--------------|----------|-----------|
| 1 | 1:32.767 | 1:32.767 | 81.494 |
| 2 | 2:59.989 | 1:27.222 | 86.675 |
| 3 | 4:28.184 | 1:28.195 | 85.719 |
| 4 | 5:55.700 | 1:27.516 | 86.384 |
| 5 | 7:23.171 | 1:27.471 | 86.429 |
| 6 | 8:51.021 | 1:27.850 | 86.056 |
| 7 | 10:18.329 | 1:27.308 | 86.590 |
| 8 | 11:45.471 | 1:27.142 | 86.755 |

8 **13 Adrian ARCHIBALD**

Total Time **11:47.538** Avg Speed **85.480** Behind **28.246**
 Best Time **1:26.315** Best Speed **87.586** On **5** Gp **b**

| Lap | Elapsed Time | Lap Time | Lap Speed |
|-----|--------------|----------|-----------|
| 1 | 1:35.557 | 1:35.557 | 79.115 |
| 2 | 3:03.760 | 1:28.203 | 85.711 |
| 3 | 4:31.994 | 1:28.234 | 85.681 |
| 4 | 5:58.905 | 1:26.911 | 86.986 |
| 5 | 7:25.220 | 1:26.315 | 87.586 |
| 6 | 8:52.118 | 1:26.898 | 86.999 |
| 7 | 10:19.291 | 1:27.173 | 86.724 |
| 8 | 11:47.538 | 1:28.247 | 85.669 |

9 **71 Davy MORGAN**

Total Time **11:51.933** Avg Speed **84.952** Behind **32.641**
 Best Time **1:27.098** Best Speed **86.799** On **5** Gp **b**

| Lap | Elapsed Time | Lap Time | Lap Speed |
|-----|--------------|----------|-----------|
| 1 | 1:34.773 | 1:34.773 | 79.770 |
| 2 | 3:03.418 | 1:28.645 | 85.284 |
| 3 | 4:32.783 | 1:29.365 | 84.597 |
| 4 | 6:01.456 | 1:28.673 | 85.257 |
| 5 | 7:28.554 | 1:27.098 | 86.799 |
| 6 | 8:56.400 | 1:27.846 | 86.060 |
| 7 | 10:24.323 | 1:27.923 | 85.984 |
| 8 | 11:51.933 | 1:27.610 | 86.292 |

Race Classification

10 **16 John BURROWS**

Total Time **11:52.391** Avg Speed **84.897** Behind **33.099**
 Best Time **1:27.680** Best Speed **86.223** On **8** Gp **b**

| Lap | Elapsed Time | Lap Time | Lap Speed |
|-----|--------------|----------|-----------|
| 1 | 1:34.075 | 1:34.075 | 80.361 |
| 2 | 3:03.072 | 1:28.997 | 84.947 |
| 3 | 4:31.844 | 1:28.772 | 85.162 |
| 4 | 6:00.236 | 1:28.392 | 85.528 |
| 5 | 7:28.224 | 1:27.988 | 85.921 |
| 6 | 8:56.837 | 1:28.613 | 85.315 |
| 7 | 10:24.711 | 1:27.874 | 86.032 |
| 8 | 11:52.391 | 1:27.680 | 86.223 |

11 **31 Shaun ANDERSON**

Total Time **11:54.894** Avg Speed **84.600** Behind **35.602**
 Best Time **1:27.416** Best Speed **86.483** On **4** Gp **b**

| Lap | Elapsed Time | Lap Time | Lap Speed |
|-----|--------------|----------|-----------|
| 1 | 1:37.712 | 1:37.712 | 77.370 |
| 2 | 3:06.931 | 1:29.219 | 84.735 |
| 3 | 4:35.927 | 1:28.996 | 84.948 |
| 4 | 6:03.343 | 1:27.416 | 86.483 |
| 5 | 7:31.703 | 1:28.360 | 85.559 |
| 6 | 8:59.444 | 1:27.741 | 86.163 |
| 7 | 10:27.263 | 1:27.819 | 86.086 |
| 8 | 11:54.894 | 1:27.631 | 86.271 |

12 **99 Andrew COURTNEY**

Total Time **11:57.202** Avg Speed **84.328** Behind **37.910**
 Best Time **1:28.383** Best Speed **85.537** On **6** Gp **c**

| Lap | Elapsed Time | Lap Time | Lap Speed |
|-----|--------------|----------|-----------|
| 1 | 1:35.604 | 1:35.604 | 79.076 |
| 2 | 3:05.054 | 1:29.450 | 84.516 |
| 3 | 4:33.864 | 1:28.810 | 85.126 |
| 4 | 6:02.456 | 1:28.592 | 85.335 |
| 5 | 7:31.093 | 1:28.637 | 85.292 |
| 6 | 8:59.476 | 1:28.383 | 85.537 |
| 7 | 10:28.762 | 1:29.286 | 84.672 |
| 8 | 11:57.202 | 1:28.440 | 85.482 |



SUPERBIKE

Race 13 - Royal Hotel & Braeside Cookstown 100 A

Saturday, 30 April 2011

DETAILED RESULT

Race Classification

13 96 Andy FARRELL

Total Time **11:59.776** Avg Speed **84.026** Behind **40.484**
 Best Time **1:28.003** Best Speed **85.906** On **5** Gp **c**

| Lap | Elapsed Time | Lap Time | Lap Speed |
|-----|--------------|----------|-----------|
| 1 | 1:35.022 | 1:35.022 | 79.561 |
| 2 | 3:05.954 | 1:30.932 | 83.139 |
| 3 | 4:35.103 | 1:29.149 | 84.802 |
| 4 | 6:04.237 | 1:29.134 | 84.816 |
| 5 | 7:32.240 | 1:28.003 | 85.906 |
| 6 | 9:00.680 | 1:28.440 | 85.482 |
| 7 | 10:29.142 | 1:28.462 | 85.460 |
| 8 | 11:59.776 | 1:30.634 | 83.412 |

14 64 Stephen McKNIGHT

Total Time **12:01.780** Avg Speed **83.793** Behind **42.488**
 Best Time **1:28.711** Best Speed **85.221** On **6** Gp **c**

| Lap | Elapsed Time | Lap Time | Lap Speed |
|-----|--------------|----------|-----------|
| 1 | 1:35.283 | 1:35.283 | 79.343 |
| 2 | 3:04.743 | 1:29.460 | 84.507 |
| 3 | 4:35.483 | 1:30.740 | 83.315 |
| 4 | 6:04.607 | 1:29.124 | 84.826 |
| 5 | 7:33.842 | 1:29.235 | 84.720 |
| 6 | 9:02.553 | 1:28.711 | 85.221 |
| 7 | 10:32.256 | 1:29.703 | 84.278 |
| 8 | 12:01.780 | 1:29.524 | 84.447 |

15 101 Brian McCORMACK

Total Time **12:10.295** Avg Speed **82.816** Behind **51.003**
 Best Time **1:29.389** Best Speed **84.574** On **2** Gp **b**

| Lap | Elapsed Time | Lap Time | Lap Speed |
|-----|--------------|----------|-----------|
| 1 | 1:36.613 | 1:36.613 | 78.250 |
| 2 | 3:06.002 | 1:29.389 | 84.574 |
| 3 | 4:35.813 | 1:29.811 | 84.177 |
| 4 | 6:07.107 | 1:31.294 | 82.809 |
| 5 | 7:38.221 | 1:31.114 | 82.973 |
| 6 | 9:08.830 | 1:30.609 | 83.435 |
| 7 | 10:39.180 | 1:30.350 | 83.675 |
| 8 | 12:10.295 | 1:31.115 | 82.972 |

Race Classification

16 123 Andrew BRADY

Total Time **12:11.000** Avg Speed **82.736** Behind **51.708**
 Best Time **1:29.612** Best Speed **84.364** On **7** Gp **b**

| Lap | Elapsed Time | Lap Time | Lap Speed |
|-----|--------------|----------|-----------|
| 1 | 1:37.173 | 1:37.173 | 77.799 |
| 2 | 3:08.504 | 1:31.331 | 82.776 |
| 3 | 4:39.094 | 1:30.590 | 83.453 |
| 4 | 6:09.641 | 1:30.547 | 83.493 |
| 5 | 7:39.968 | 1:30.327 | 83.696 |
| 6 | 9:09.762 | 1:29.794 | 84.193 |
| 7 | 10:39.374 | 1:29.612 | 84.364 |
| 8 | 12:11.000 | 1:31.626 | 82.509 |

Not Classified

DNF 128 Wayne HAMILTON

Total Time **3:07.333** Avg Speed **80.712** Behind **6 Laps**
 Best Time **1:29.982** Best Speed **84.017** On **2** Gp **b**


| Lap | Elapsed Time | Lap Time | Lap Speed |
|-----|--------------|----------|-----------|
| 1 | 1:37.351 | 1:37.351 | 77.657 |
| 2 | 3:07.333 | 1:29.982 | 84.017 |

THE ROYAL HOTEL & BRAESIDE COOKSTOWN 100


SUPERBIKE

Race 13 - Royal Hotel & Braeside Cookstown 100 A

LAP CHART



| 1 | | | | | 3 | | | | | 5 | | | | |
|-----|------------------|---|--------------|----------|-----|------------------|---|--------------|----------|-----|------------------|---|--------------|----------|
| No | Name | G | Elapsed Time | Lap Time | No | Name | G | Elapsed Time | Lap Time | No | Name | G | Elapsed Time | Lap Time |
| 77 | Ryan FARQUHAR | a | 1:30.190 | 1:30.190 | 77 | Ryan FARQUHAR | a | 4:19.328 | 1:24.615 | 3 | Michael DUNLOP | a | 7:07.741 | 1:24.022 |
| 82 | Derek SHEILS | a | 1:30.493 | 1:30.493 | 3 | Michael DUNLOP | a | 4:19.629 | 1:24.330 | 77 | Ryan FARQUHAR | a | 7:08.239 | 1:24.095 |
| 3 | Michael DUNLOP | a | 1:30.670 | 1:30.670 | 82 | Derek SHEILS | a | 4:20.544 | 1:24.746 | 86 | Cameron DONALD | a | 7:08.960 | 1:23.980 |
| 86 | Cameron DONALD | a | 1:31.050 | 1:31.050 | 86 | Cameron DONALD | a | 4:20.735 | 1:24.535 | 7 | Guy MARTIN | a | 7:09.144 | 1:23.657 |
| 7 | Guy MARTIN | a | 1:31.775 | 1:31.775 | 7 | Guy MARTIN | a | 4:21.350 | 1:24.842 | 82 | Derek SHEILS | a | 7:10.450 | 1:24.508 |
| 6 | William DUNLOP | a | 1:32.244 | 1:32.244 | 6 | William DUNLOP | a | 4:23.500 | 1:25.627 | 6 | William DUNLOP | a | 7:16.096 | 1:26.033 |
| 36 | Michael PEARSON | a | 1:32.767 | 1:32.767 | 36 | Michael PEARSON | a | 4:28.184 | 1:28.195 | 36 | Michael PEARSON | a | 7:23.171 | 1:27.471 |
| 16 | John BURROWS | b | 1:34.075 | 1:34.075 | 16 | John BURROWS | b | 4:31.844 | 1:28.772 | 13 | Adrian ARCHIBALD | b | 7:25.220 | 1:26.315 |
| 71 | Davy MORGAN | b | 1:34.773 | 1:34.773 | 13 | Adrian ARCHIBALD | b | 4:31.994 | 1:28.234 | 16 | John BURROWS | b | 7:28.224 | 1:27.988 |
| 96 | Andy FARRELL | c | 1:35.022 | 1:35.022 | 71 | Davy MORGAN | b | 4:32.783 | 1:29.365 | 71 | Davy MORGAN | b | 7:28.554 | 1:27.098 |
| 64 | Stephen McKNIGHT | c | 1:35.283 | 1:35.283 | 99 | Andrew COURTNEY | c | 4:33.864 | 1:28.810 | 99 | Andrew COURTNEY | c | 7:31.093 | 1:28.637 |
| 13 | Adrian ARCHIBALD | b | 1:35.557 | 1:35.557 | 96 | Andy FARRELL | c | 4:35.103 | 1:29.149 | 31 | Shaun ANDERSON | b | 7:31.703 | 1:28.360 |
| 99 | Andrew COURTNEY | c | 1:35.604 | 1:35.604 | 64 | Stephen McKNIGHT | c | 4:35.483 | 1:30.740 | 96 | Andy FARRELL | c | 7:32.240 | 1:28.003 |
| 101 | Brian McCORMACK | b | 1:36.613 | 1:36.613 | 101 | Brian McCORMACK | b | 4:35.813 | 1:29.811 | 64 | Stephen McKNIGHT | c | 7:33.842 | 1:29.235 |
| 123 | Andrew BRADY | b | 1:37.173 | 1:37.173 | 31 | Shaun ANDERSON | b | 4:35.927 | 1:28.996 | 101 | Brian McCORMACK | b | 7:38.221 | 1:31.114 |
| 128 | Wayne HAMILTON | b | 1:37.351 | 1:37.351 | 123 | Andrew BRADY | b | 4:39.094 | 1:30.590 | 123 | Andrew BRADY | b | 7:39.968 | 1:30.327 |
| 31 | Shaun ANDERSON | b | 1:37.712 | 1:37.712 | | | | | | | | | | |
| 2 | | | | | 4 | | | | | 6 | | | | |
| No | Name | G | Elapsed Time | Lap Time | No | Name | G | Elapsed Time | Lap Time | No | Name | G | Elapsed Time | Lap Time |
| 77 | Ryan FARQUHAR | a | 2:54.713 | 1:24.523 | 3 | Michael DUNLOP | a | 5:43.719 | 1:24.090 | 3 | Michael DUNLOP | a | 8:31.650 | 1:23.909 |
| 3 | Michael DUNLOP | a | 2:55.299 | 1:24.629 | 77 | Ryan FARQUHAR | a | 5:44.144 | 1:24.816 | 77 | Ryan FARQUHAR | a | 8:32.014 | 1:23.775 |
| 82 | Derek SHEILS | a | 2:55.798 | 1:25.305 | 86 | Cameron DONALD | a | 5:44.980 | 1:24.245 | 86 | Cameron DONALD | a | 8:32.346 | 1:23.386 |
| 86 | Cameron DONALD | a | 2:56.200 | 1:25.150 | 7 | Guy MARTIN | a | 5:45.487 | 1:24.137 | 7 | Guy MARTIN | a | 8:32.780 | 1:23.636 |
| 7 | Guy MARTIN | a | 2:56.508 | 1:24.733 | 82 | Derek SHEILS | a | 5:45.942 | 1:25.398 | 82 | Derek SHEILS | a | 8:34.833 | 1:24.383 |
| 6 | William DUNLOP | a | 2:57.873 | 1:25.629 | 6 | William DUNLOP | a | 5:50.063 | 1:26.563 | 6 | William DUNLOP | a | 8:42.493 | 1:26.397 |
| 36 | Michael PEARSON | a | 2:59.989 | 1:27.222 | 36 | Michael PEARSON | a | 5:55.700 | 1:27.516 | 36 | Michael PEARSON | a | 8:51.021 | 1:27.850 |
| 16 | John BURROWS | b | 3:03.072 | 1:28.997 | 13 | Adrian ARCHIBALD | b | 5:58.905 | 1:26.911 | 13 | Adrian ARCHIBALD | b | 8:52.118 | 1:26.898 |
| 71 | Davy MORGAN | b | 3:03.418 | 1:28.645 | 16 | John BURROWS | b | 6:00.236 | 1:28.392 | 71 | Davy MORGAN | b | 8:56.400 | 1:27.846 |
| 13 | Adrian ARCHIBALD | b | 3:03.760 | 1:28.203 | 71 | Davy MORGAN | b | 6:01.456 | 1:28.673 | 16 | John BURROWS | b | 8:56.837 | 1:28.613 |
| 64 | Stephen McKNIGHT | c | 3:04.743 | 1:29.460 | 99 | Andrew COURTNEY | c | 6:02.456 | 1:28.592 | 31 | Shaun ANDERSON | b | 8:59.444 | 1:27.741 |
| 99 | Andrew COURTNEY | c | 3:05.054 | 1:29.450 | 31 | Shaun ANDERSON | b | 6:03.343 | 1:27.416 | 99 | Andrew COURTNEY | c | 8:59.476 | 1:28.383 |
| 96 | Andy FARRELL | c | 3:05.954 | 1:30.932 | 96 | Andy FARRELL | c | 6:04.237 | 1:29.134 | 96 | Andy FARRELL | c | 9:00.680 | 1:28.440 |
| 101 | Brian McCORMACK | b | 3:06.002 | 1:29.389 | 64 | Stephen McKNIGHT | c | 6:04.607 | 1:29.124 | 64 | Stephen McKNIGHT | c | 9:02.553 | 1:28.711 |
| 31 | Shaun ANDERSON | b | 3:06.931 | 1:29.219 | 101 | Brian McCORMACK | b | 6:07.107 | 1:31.294 | 101 | Brian McCORMACK | b | 9:08.830 | 1:30.609 |
| 128 | Wayne HAMILTON | b | 3:07.333 | 1:29.982 | 123 | Andrew BRADY | b | 6:09.641 | 1:30.547 | 123 | Andrew BRADY | b | 9:09.762 | 1:29.794 |
| 123 | Andrew BRADY | b | 3:08.504 | 1:31.331 | | | | | | | | | | |



7

| No | Name | G | Elapsed Time | Lap Time |
|-----|------------------|---|--------------|----------|
| 3 | Michael DUNLOP | a | 9:55.279 | 1:23.629 |
| 77 | Ryan FARQUHAR | a | 9:55.615 | 1:23.601 |
| 7 | Guy MARTIN | a | 9:55.919 | 1:23.139 |
| 86 | Cameron DONALD | a | 9:56.230 | 1:23.884 |
| 82 | Derek SHEILS | a | 9:59.768 | 1:24.935 |
| 6 | William DUNLOP | a | 10:08.338 | 1:25.845 |
| 36 | Michael PEARSON | a | 10:18.329 | 1:27.308 |
| 13 | Adrian ARCHIBALD | b | 10:19.291 | 1:27.173 |
| 71 | Davy MORGAN | b | 10:24.323 | 1:27.923 |
| 16 | John BURROWS | b | 10:24.711 | 1:27.874 |
| 31 | Shaun ANDERSON | b | 10:27.263 | 1:27.819 |
| 99 | Andrew COURTNEY | c | 10:28.762 | 1:29.286 |
| 96 | Andy FARRELL | c | 10:29.142 | 1:28.462 |
| 64 | Stephen McKNIGHT | c | 10:32.256 | 1:29.703 |
| 101 | Brian McCORMACK | b | 10:39.180 | 1:30.350 |
| 123 | Andrew BRADY | b | 10:39.374 | 1:29.612 |

8

| No | Name | G | Elapsed Time | Lap Time |
|-----|------------------|---|--------------|----------|
| 77 | Ryan FARQUHAR | a | 11:19.292 | 1:23.677 |
| 3 | Michael DUNLOP | a | 11:19.443 | 1:24.164 |
| 7 | Guy MARTIN | a | 11:19.880 | 1:23.961 |
| 86 | Cameron DONALD | a | 11:20.598 | 1:24.368 |
| 82 | Derek SHEILS | a | 11:25.343 | 1:25.575 |
| 6 | William DUNLOP | a | 11:34.693 | 1:26.355 |
| 36 | Michael PEARSON | a | 11:45.471 | 1:27.142 |
| 13 | Adrian ARCHIBALD | b | 11:47.538 | 1:28.247 |
| 71 | Davy MORGAN | b | 11:51.933 | 1:27.610 |
| 16 | John BURROWS | b | 11:52.391 | 1:27.680 |
| 31 | Shaun ANDERSON | b | 11:54.894 | 1:27.631 |
| 99 | Andrew COURTNEY | c | 11:57.202 | 1:28.440 |
| 96 | Andy FARRELL | c | 11:59.776 | 1:30.634 |
| 64 | Stephen McKNIGHT | c | 12:01.780 | 1:29.524 |
| 101 | Brian McCORMACK | b | 12:10.295 | 1:31.115 |
| 123 | Andrew BRADY | b | 12:11.000 | 1:31.626 |

IRISH ROAD RACE SUPERBIKE (subject to confirmation)

2011

| | | | | | #1 | |
|-----|-----|------------------|-------|------|-----|----|
| Pos | No. | Name | Total | Diff | Gap | R1 |
| 1 | 77 | Ryan FARQUHAR | 25 | 0 | 0 | 25 |
| 2 | 3 | Michael DUNLOP | 20 | 5 | 5 | 20 |
| 3 | 7 | Guy MARTIN | 16 | 9 | 4 | 16 |
| 4 | 86 | Cameron DONALD | 13 | 12 | 3 | 13 |
| 5 | 82 | Derek SHEILS | 11 | 14 | 2 | 11 |
| 6 | 6 | William DUNLOP | 10 | 15 | 1 | 10 |
| 7 | 36 | Michael PEARSON | 9 | 16 | 1 | 9 |
| 8 | 13 | Adrian ARCHIBALD | 8 | 17 | 1 | 8 |
| 9 | 71 | Davy MORGAN | 7 | 18 | 1 | 7 |
| 10 | 16 | John BURROWS | 6 | 19 | 1 | 6 |
| 11 | 31 | Shaun ANDERSON | 5 | 20 | 1 | 5 |
| 12 | 99 | Andrew COURTNEY | 4 | 21 | 1 | 4 |
| 13 | 96 | Andy FARRELL | 3 | 22 | 1 | 3 |
| 14 | 64 | Stephen McKNIGHT | 2 | 23 | 1 | 2 |
| 15 | 101 | Brian McCORMACK | 1 | 24 | 1 | 1 |

Event Legend

#1 29/04/2011 ROYAL HOTEL & BRAESIDE COOKSTOWN 100

ULSTER ROAD RACE SUPERBIKE (subject to confirmation)

2011

| | | | | | #1 | |
|-----|-----|------------------|-------|------|-----|----|
| Pos | No. | Name | Total | Diff | Gap | R1 |
| 1 | 77 | Ryan FARQUHAR | 25 | 0 | 0 | 25 |
| 2 | 3 | Michael DUNLOP | 20 | 5 | 5 | 20 |
| 3 | 7 | Guy MARTIN | 16 | 9 | 4 | 16 |
| 4 | 86 | Cameron DONALD | 13 | 12 | 3 | 13 |
| 5 | 82 | Derek SHEILS | 11 | 14 | 2 | 11 |
| 6 | 6 | William DUNLOP | 10 | 15 | 1 | 10 |
| 7 | 36 | Michael PEARSON | 9 | 16 | 1 | 9 |
| 8 | 13 | Adrian ARCHIBALD | 8 | 17 | 1 | 8 |
| 9 | 71 | Davy MORGAN | 7 | 18 | 1 | 7 |
| 10 | 16 | John BURROWS | 6 | 19 | 1 | 6 |
| 11 | 31 | Shaun ANDERSON | 5 | 20 | 1 | 5 |
| 12 | 99 | Andrew COURTNEY | 4 | 21 | 1 | 4 |
| 13 | 96 | Andy FARRELL | 3 | 22 | 1 | 3 |
| 14 | 64 | Stephen McKNIGHT | 2 | 23 | 1 | 2 |
| 15 | 101 | Brian McCORMACK | 1 | 24 | 1 | 1 |

Event Legend

#1 29/04/2011 ROYAL HOTEL & BRAESIDE COOKSTOWN 100