



Royal Hotel


& BRAESIDE

COOKSTOWN 100

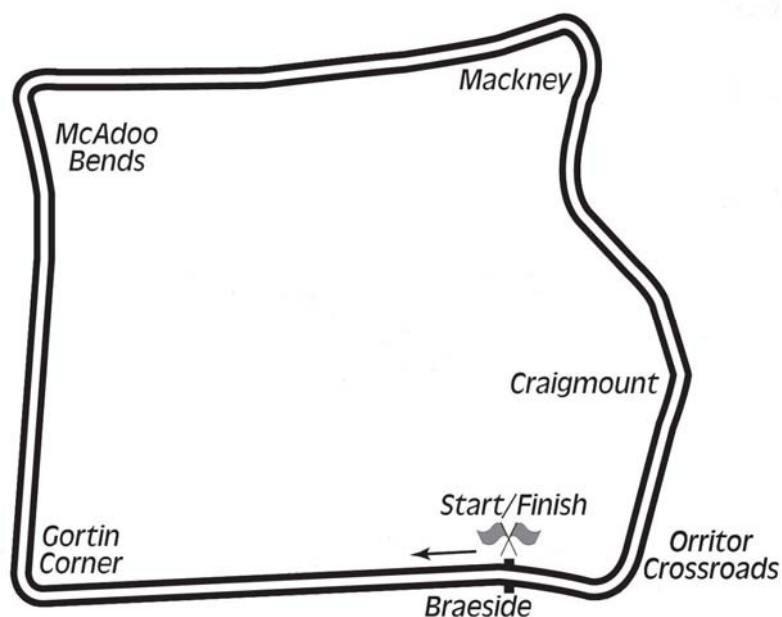
Friday 29th & Saturday 30th April 2011

promoted by Cookstown & District MCC
www.cookstown100.com

TYRE SAFETY CENTRE
CLASSIC 500cc / 1000cc



Orritor Circuit 2.1 miles



LAP RECORDS

Class	Rider	Machine	m s	mph	Year
125cc	William Dunlop	Honda	1 34.755	79.785	2010
Moto 450	to be established				
250cc	William Dunlop	Honda	1 29.658	84.320	2009
Supersport 400	Ryan Farquhar	Kawasaki	1 36.97	77.962	2003
Supertwins	Ryan Farquhar	Kawasaki 650	1 32.665	81.584	2010
Supersport	Keith Amor	Honda	1 25.144	88.791	2009
Open 1000cc	Ryan Farquhar	Kawasaki	1 23.250	90.811	2010
Senior Support	Gary Robinson	Yamaha 600	1 29.956	84.041	2007
Junior Support	Michael Dunlop	Yamaha 250	1 36.181	78.602	2006
Classic 1000cc	Wattie Brown	Norton 920	1 40.273	75.394	2006
Classic 500cc	Neill McWhirter	Norton	1 41.491	74.489	2010
Classic 350cc	Paul Coward	Honda	1 43.421	73.099	2004
Classic 250cc	Geoff McMullan	Suzuki	1 47.294	70.461	2006

MOST WINS at COOKSTOWN 100

Ryan Farquhar	17	1996 - 10
Ray McCullough	14	1967 - 79
Joey Dunlop	11	1977 - 98
Robert Dunlop	11	1985 - 08
Phillip McCallen	10	1987 - 96
Courtney Junk	8	1974 - 83
Mervyn Elwood	8	1987 - 97

ALL TIME IRISH ROAD RACE WINNERS (after Killalane 2010)

Most Wins at All Irish Road Race Meetings			Most Wins at Irish National Road Race Meetings		
1. Joey Dunlop	156	1971-00	1. Ryan Farquhar	145	1995-10
2. Ryan Farquhar	155	1995-10	2. Joey Dunlop	119	1971-00
3. Robert Dunlop	135	1980-08	3. Robert Dunlop	111	1980-08
4. Ray McCullough	109	1960-82	4. Ray McCullough	99	1960-82
Phillip McCallen	109	1987-99	5. Phillip McCallen	84	1987-99

THE ROYAL HOTEL & BRAESIDE COOKSTOWN 100

CLASSIC 500cc / 1000cc


Qualifying

Friday, 29 April 2011



Pos	Class	No	Name	Machine / Sponsor	----- Best Lap -----			On	Laps
					Time	Behind	Speed		
Qualifying Classification									
1	C500	61	Wattie BROWN	Petty Norton 500	1:45.211		71.856	4	4
2	C1000	1	John SCOTT	R North Triumph 930	1:48.032	2.821	69.979	4	4
3	C1000	89	Mark MORGAN	Norton 997 - Sam McKeown	1:48.087	2.876	69.944	3	4
4	C500	2	Freddie STEWART	Honda 500	1:48.321	3.110	69.793	3	4
5	C500	8	Allan BREW	Seeley G50 496 - Mike & Dawn Jacobs	1:48.489	3.278	69.684	2	2
6	C500	26	Chris McGAHAN	Honda 350 - Hales	1:50.168	4.957	68.622	3	4
7	C500	5	Gary JAMISON	Honda 500	1:51.179	5.968	67.998	3	4
8	C500	4	Billy LYLE	Drixton Honda 500 - Cairnduff	1:52.036	6.825	67.478	3	4
9	C1000	31	Mark CONNOLLY	Triumph Trident 970	1:53.722	8.511	66.478	2	4
10	C500	130	Mark CAPEWELL	Aermacchi 430	1:54.132	8.921	66.239	4	4
11	C500	6	Keith COSTELLO	Honda 498	1:54.168	8.957	66.218	4	4
12	C500	20	Gary HUTTON	Honda 500	1:56.226	11.015	65.046	3	4
13	C500	106	Andy HUNT	Matchless 500	1:56.945	11.734	64.646	4	4
14	C500	45	Les CROSS	MV Agusta 500	1:58.072	12.861	64.029	4	4
15	C500	16	John BURROWS	Honda 500	1:58.891	13.680	63.588	4	4
16	C500	9	Sam KINKEAD	Drixton Honda 500	1:59.812	14.601	63.099	4	4
17	C500	50	John JONES	Seeley Matchless 496	2:05.359	20.148	60.307	3	3
18	C500	17	Roy PHIPPS	Norton Goldstar 499	2:09.898	24.687	58.200	3	3
19	C500	15	Dave BROUGH	Honda 360 - Stewart Racing	2:22.741	37.530	52.963	2	3

These Results are provisional and are subject to ratification by the Stewards of the Meeting.

Track	Orritor	Signed		Organising Club	Cookstown & District MCC
Length(miles)	2.1000		Chief Timekeeper	Qualifying Started	17:03:56.025
Weather	Sunny, 18°C, 60%RH	Issued At:	18:49:25		
Track	Dry, 25°C				



MCUI
Ulster Centre
Timing
www.elaps-timing.com



Powered by
e-Laps II
© 2008
Walter Marks

THE ROYAL HOTEL & BRAESIDE COOKSTOWN 100

CLASSIC 500cc / 1000cc

Qualifying

Friday, 29 April 2011

DETAILED RESULT



Qualifying Classification

Position

1 61 Wattie BROWN

Behind

Best Time **1:45.211** Best Speed **71.856** On **4** Gp **a**

Lap	Elapsed Time	Lap Time	Lap Speed
1	2:09.051	2:09.051	58.581
2	3:55.524	1:46.473	71.004
3	5:41.637	1:46.113	71.245
4	7:26.848	1:45.211	71.856

2 1 John SCOTT

Behind **2.821**

Best Time **1:48.032** Best Speed **69.979** On **4** Gp **a**

Lap	Elapsed Time	Lap Time	Lap Speed
1	1:56.749	1:56.749	64.754
2	3:46.725	1:49.976	68.742
3	5:37.389	1:50.664	68.315
4	7:25.421	1:48.032	69.979

3 89 Mark MORGAN

Behind **2.876**

Best Time **1:48.087** Best Speed **69.944** On **3** Gp **a**

Lap	Elapsed Time	Lap Time	Lap Speed
1	1:55.992	1:55.992	65.177
2	3:45.773	1:49.781	68.864
3	5:33.860	1:48.087	69.944
4	7:25.256	1:51.396	67.866

4 2 Freddie STEWART

Behind **3.110**

Best Time **1:48.321** Best Speed **69.793** On **3** Gp **a**

Lap	Elapsed Time	Lap Time	Lap Speed
1	1:48.811	1:48.811	69.478
2	3:37.296	1:48.485	69.687
3	5:25.617	1:48.321	69.793
4	7:14.581	1:48.964	69.381

5 8 Allan BREW

Behind **3.278**

Best Time **1:48.489** Best Speed **69.684** On **2** Gp **a**

Lap	Elapsed Time	Lap Time	Lap Speed
1	2:03.882	2:03.882	61.026
2	3:52.371	1:48.489	69.684

Qualifying Classification

Position

6 26 Chris McGAHAN

Behind **4.957**

Best Time **1:50.168** Best Speed **68.622** On **3** Gp **a**

Lap	Elapsed Time	Lap Time	Lap Speed
1	2:36.021	2:36.021	48.455
2	4:28.841	1:52.820	67.009
3	6:19.009	1:50.168	68.622
4	8:09.435	1:50.426	68.462

7 5 Gary JAMISON

Behind **5.968**

Best Time **1:51.179** Best Speed **67.998** On **3** Gp **a**

Lap	Elapsed Time	Lap Time	Lap Speed
1	2:43.105	2:43.105	46.351
2	4:43.834	2:00.729	62.620
3	6:35.013	1:51.179	67.998
4	8:28.331	1:53.318	66.715

8 4 Billy LYLE

Behind **6.825**

Best Time **1:52.036** Best Speed **67.478** On **3** Gp **a**

Lap	Elapsed Time	Lap Time	Lap Speed
1	2:19.056	2:19.056	54.367
2	4:13.846	1:54.790	65.859
3	6:05.882	1:52.036	67.478
4	8:00.753	1:54.871	65.813

9 31 Mark CONNOLLY

Behind **8.511**

Best Time **1:53.722** Best Speed **66.478** On **2** Gp **a**

Lap	Elapsed Time	Lap Time	Lap Speed
1	2:08.610	2:08.610	58.782
2	4:02.332	1:53.722	66.478
3	5:57.966	1:55.634	65.379
4	8:01.020	2:03.054	61.436

10 130 Mark CAPEWELL

Behind **8.921**

Best Time **1:54.132** Best Speed **66.239** On **4** Gp **a**

Lap	Elapsed Time	Lap Time	Lap Speed
1	2:35.566	2:35.566	48.597
2	4:30.721	1:55.155	65.651
3	6:28.312	1:57.591	64.291
4	8:22.444	1:54.132	66.239



THE ROYAL HOTEL & BRAESIDE COOKSTOWN 100

CLASSIC 500cc / 1000cc

Qualifying

Friday, 29 April 2011

DETAILED RESULT



Qualifying Classification

Position

11 6 Keith COSTELLO

Behind 8.957

Best Time 1:54.168 Best Speed 66.218 On 4 Gp a

Lap	Elapsed Time	Lap Time	Lap Speed
1	2:38.598	2:38.598	47.668
2	4:36.972	1:58.374	63.865
3	6:31.160	1:54.188	66.207
4	8:25.328	1:54.168	66.218

12 20 Gary HUTTON

Behind 11.015

Best Time 1:56.226 Best Speed 65.046 On 3 Gp a

Lap	Elapsed Time	Lap Time	Lap Speed
1	2:30.271	2:30.271	50.309
2	4:28.614	1:58.343	63.882
3	6:24.840	1:56.226	65.046
4	8:21.185	1:56.345	64.979

13 106 Andy HUNT

Behind 11.734

Best Time 1:56.945 Best Speed 64.646 On 4 Gp a

Lap	Elapsed Time	Lap Time	Lap Speed
1	2:37.353	2:37.353	48.045
2	4:36.624	1:59.271	63.385
3	6:36.160	1:59.536	63.245
4	8:33.105	1:56.945	64.646

14 45 Les CROSS

Behind 12.861

Best Time 1:58.072 Best Speed 64.029 On 4 Gp a

Lap	Elapsed Time	Lap Time	Lap Speed
1	2:33.656	2:33.656	49.201
2	4:34.457	2:00.801	62.582
3	6:34.768	2:00.311	62.837
4	8:32.840	1:58.072	64.029

15 16 John BURROWS

Behind 13.680

Best Time 1:58.891 Best Speed 63.588 On 4 Gp a

Lap	Elapsed Time	Lap Time	Lap Speed
1	2:50.968	2:50.968	44.219
2	4:52.774	2:01.806	62.066
3	6:52.014	1:59.240	63.402
4	8:50.905	1:58.891	63.588

Qualifying Classification

Position

16 9 Sam KINKEAD

Behind 14.601

Best Time 1:59.812 Best Speed 63.099 On 4 Gp a

Lap	Elapsed Time	Lap Time	Lap Speed
1	2:26.808	2:26.808	51.496
2	4:30.345	2:03.537	61.196
3	6:30.770	2:00.425	62.778
4	8:30.582	1:59.812	63.099

17 50 John JONES

Behind 20.148

Best Time 2:05.359 Best Speed 60.307 On 3 Gp a

Lap	Elapsed Time	Lap Time	Lap Speed
1	3:02.092	3:02.092	41.517
2	5:55.226	2:53.134	43.666
3	8:00.585	2:05.359	60.307

18 17 Roy PHIPPS

Behind 24.687

Best Time 2:09.898 Best Speed 58.200 On 3 Gp a

Lap	Elapsed Time	Lap Time	Lap Speed
1	3:06.986	3:06.986	40.431
2	5:18.155	2:11.169	57.636
3	7:28.053	2:09.898	58.200

19 15 Dave BROUGH

Behind 37.530

Best Time 2:22.741 Best Speed 52.963 On 2 Gp a

Lap	Elapsed Time	Lap Time	Lap Speed
1	2:38.270	2:38.270	47.766
2	5:01.011	2:22.741	52.963
3	7:25.030	2:24.019	52.493



ROYAL HOTEL & BRAESIDE COOKSTOWN 100

CLASSIC 500cc / 1000cc

Orritor 2.100 Miles

R14: Tyre Safety Centre Classic 500cc/1000cc Race

30/04/2011 14:30

Race (8 Laps)

Race 14 - CLASSIC 500/1000cc

10	17	15	
9	28	29	
C	16	9	50
	25	26	27
8			
	22	23	24
7	45		
6	19	20	21
B	6	20	106
	16	17	18
5	4	31	130
	13	14	15
4			
	10	11	12
3	5		
	7	8	9
2	2	8	26
A	4	5	6
	61	1	89
1		2	3
	POLE POSITION		

THE ROYAL HOTEL & BRAESIDE COOKSTOWN 100

CLASSIC 500cc / 1000cc


Race 14 - Tyre Safety Centre Senior Classic

Saturday, 30 April 2011



Pos	Class	No	Name	Machine / Sponsor	Gp	Laps	Total Time	Behind	Speed	-----Best Lap-----		
										Time	Speed	On
Race Classification												
1	C500	61	Wattie BROWN	Petty Norton 500	a	6	10:19.704		73.196	1:42.067	74.069	2
2	C1000	89	Mark MORGAN	Norton 997 - Sam McKeown	a	6	10:43.487	23.783	70.491	1:44.616	72.264	4
3	C1000	11	John SCOTT	R North Triumph 930	a	6	10:44.486	24.782	70.382	1:44.951	72.034	5
4	C500	2	Freddie STEWART	Honda 500	a	6	10:55.264	35.560	69.224	1:46.849	70.754	6
5	C500	8	Allan BREW	Seeley G50 496 - Mike & Dawn Jacobs	a	6	10:55.713	36.009	69.177	1:47.047	70.623	2
6	C500	5	Gary JAMISON	Honda 500	a	6	11:01.794	42.090	68.541	1:48.349	69.775	2
7	C500	6	Keith COSTELLO	Honda 498	b	6	11:17.301	57.597	66.972	1:50.087	68.673	2
8	C500	50	John JONES	Seeley Matchless 496	c	6	11:36.694	1:16.990	65.107	1:53.123	66.830	4
9	C500	106	Andy HUNT	Matchless 500	b	6	11:37.457	1:17.753	65.036	1:53.413	66.659	6
10	C500	9	Sam KINKEAD	Drixton Honda 500	c	6	11:48.500	1:28.796	64.023	1:56.922	64.658	6
11	C500	20	Gary HUTTON	Honda 500	b	6	12:02.111	1:42.407	62.816	1:54.441	66.060	3
12	C500	45	Les CROSS	Seeley G50 496	b	5	10:09.975	1 Lap	61.970	1:59.148	63.450	5
Fastest Lap												
	C500	61	Wattie BROWN	Petty Norton 500	a					1:42.067	74.069	2
Not Classified												
DNF	C1000	31	Mark CONNOLLY	Triumph Trident 970	b	4	7:34.213	2 Laps	66.577	1:51.645	67.715	3
DNF	C500	17	Roy PHIPPS	Norton Goldstar 499	c	4	8:40.812	1:06.599	58.063	2:06.558	59.735	2

These Results are provisional and are subject to ratification by the Stewards of the Meeting.

Track	Orritor	Signed		Organising Club	Cookstown & District MCC
Length(miles)	2.1000		Chief Timekeeper	Warmup Started	
Weather	Sunny, 19°C, 34%RH			Race Started	16:51:26.091
Track	Dry, 25°C	Issued At:	17:04:40	Gp Time Diff - b 11.84 / c 24.88	



MCUI
Ulster Centre
Timing
www.elaps-timing.com



Powered by
e-Laps II
© 2008
Walter Marks

THE ROYAL HOTEL & BRAESIDE COOKSTOWN 100

CLASSIC 500cc / 1000cc

Race 14 - Tyre Safety Centre Senior Classic

Saturday, 30 April 2011

DETAILED RESULT



Race Classification

1 61 Wattie BROWN

Total Time **10:19.704** Avg Speed **73.196** Behind
 Best Time **1:42.067** Best Speed **74.069** On **2** Gp **a**

Lap	Elapsed Time	Lap Time	Lap Speed
1	1:47.212	1:47.212	70.514
2	3:29.279	1:42.067	74.069
3	5:11.812	1:42.533	73.732
4	6:54.506	1:42.694	73.617
5	8:37.098	1:42.592	73.690
6	10:19.704	1:42.606	73.680

2 89 Mark MORGAN

Total Time **10:43.487** Avg Speed **70.491** Behind **23.783**
 Best Time **1:44.616** Best Speed **72.264** On **4** Gp **a**

Lap	Elapsed Time	Lap Time	Lap Speed
1	1:52.589	1:52.589	67.147
2	3:39.685	1:47.096	70.591
3	5:27.892	1:48.207	69.866
4	7:12.508	1:44.616	72.264
5	8:58.248	1:45.740	71.496
6	10:43.487	1:45.239	71.836

3 11 John SCOTT

Total Time **10:44.486** Avg Speed **70.382** Behind **24.782**
 Best Time **1:44.951** Best Speed **72.034** On **5** Gp **a**

Lap	Elapsed Time	Lap Time	Lap Speed
1	1:51.493	1:51.493	67.807
2	3:39.169	1:47.676	70.211
3	5:27.589	1:48.420	69.729
4	7:13.565	1:45.976	71.337
5	8:58.516	1:44.951	72.034
6	10:44.486	1:45.970	71.341

4 2 Freddie STEWART

Total Time **10:55.264** Avg Speed **69.224** Behind **35.560**
 Best Time **1:46.849** Best Speed **70.754** On **6** Gp **a**

Lap	Elapsed Time	Lap Time	Lap Speed
1	1:55.142	1:55.142	65.658
2	3:44.545	1:49.403	69.102
3	5:32.555	1:48.010	69.994
4	7:21.097	1:48.542	69.650
5	9:08.415	1:47.318	70.445
6	10:55.264	1:46.849	70.754

Race Classification

5 8 Allan BREW

Total Time **10:55.713** Avg Speed **69.177** Behind **36.009**
 Best Time **1:47.047** Best Speed **70.623** On **2** Gp **a**

Lap	Elapsed Time	Lap Time	Lap Speed
1	1:53.085	1:53.085	66.852
2	3:40.132	1:47.047	70.623
3	5:28.985	1:48.853	69.451
4	7:18.757	1:49.772	68.870
5	9:07.457	1:48.700	69.549
6	10:55.713	1:48.256	69.834

6 5 Gary JAMISON

Total Time **11:01.794** Avg Speed **68.541** Behind **42.090**
 Best Time **1:48.349** Best Speed **69.775** On **2** Gp **a**

Lap	Elapsed Time	Lap Time	Lap Speed
1	1:55.576	1:55.576	65.412
2	3:43.925	1:48.349	69.775
3	5:32.302	1:48.377	69.756
4	7:20.815	1:48.513	69.669
5	9:10.454	1:49.639	68.954
6	11:01.794	1:51.340	67.900

7 6 Keith COSTELLO

Total Time **11:17.301** Avg Speed **66.972** Behind **57.597**
 Best Time **1:50.087** Best Speed **68.673** On **2** Gp **b**

Lap	Elapsed Time	Lap Time	Lap Speed
1	2:00.730	2:00.730	62.619
2	3:50.817	1:50.087	68.673
3	5:42.416	1:51.599	67.743
4	7:34.465	1:52.049	67.470
5	9:26.027	1:51.562	67.765
6	11:17.301	1:51.274	67.940

8 50 John JONES

Total Time **11:36.694** Avg Speed **65.107** Behind **1:16.990**
 Best Time **1:53.123** Best Speed **66.830** On **4** Gp **c**

Lap	Elapsed Time	Lap Time	Lap Speed
1	2:02.882	2:02.882	61.522
2	3:58.453	1:55.571	65.414
3	5:53.567	1:55.114	65.674
4	7:46.690	1:53.123	66.830
5	9:40.802	1:54.112	66.251
6	11:36.694	1:55.892	65.233



MCUI
Ulster Centre
Timing
www.elaps-timing.com



Powered by
e-Laps II
© 2008
Walter Marks

THE ROYAL HOTEL & BRAESIDE COOKSTOWN 100

CLASSIC 500cc / 1000cc

Race 14 - Tyre Safety Centre Senior Classic

Saturday, 30 April 2011

DETAILED RESULT



Race Classification

9 106 Andy HUNT

Total Time **11:37.457** Avg Speed **65.036** Behind **1:17.753**
 Best Time **1:53.413** Best Speed **66.659** On **6** Gp **b**

Lap	Elapsed Time	Lap Time	Lap Speed
1	2:00.461	2:00.461	62.759
2	3:56.949	1:56.488	64.899
3	5:52.992	1:56.043	65.148
4	7:48.127	1:55.135	65.662
5	9:44.044	1:55.917	65.219
6	11:37.457	1:53.413	66.659

10 9 Sam KINKEAD

Total Time **11:48.500** Avg Speed **64.023** Behind **1:28.796**
 Best Time **1:56.922** Best Speed **64.658** On **6** Gp **c**

Lap	Elapsed Time	Lap Time	Lap Speed
1	2:02.573	2:02.573	61.678
2	3:59.731	1:57.158	64.528
3	5:56.653	1:56.922	64.658
4	7:53.918	1:57.265	64.469
5	9:51.578	1:57.660	64.253
6	11:48.500	1:56.922	64.658

11 20 Gary HUTTON

Total Time **12:02.111** Avg Speed **62.816** Behind **1:42.407**
 Best Time **1:54.441** Best Speed **66.060** On **3** Gp **b**

Lap	Elapsed Time	Lap Time	Lap Speed
1	2:00.318	2:00.318	62.833
2	3:56.216	1:55.898	65.230
3	5:50.657	1:54.441	66.060
4	7:45.665	1:55.008	65.735
5	9:42.540	1:56.875	64.684
6	12:02.111	2:19.571	54.166

12 45 Les CROSS

Total Time **10:09.975** Avg Speed **61.970** Behind **1 Lap**
 Best Time **1:59.148** Best Speed **63.450** On **5** Gp **b**

Lap	Elapsed Time	Lap Time	Lap Speed
1	2:07.524	2:07.524	59.283
2	4:07.981	2:00.457	62.761
3	6:10.137	2:02.156	61.888
4	8:10.827	2:00.690	62.640
5	10:09.975	1:59.148	63.450

Not Classified

DNF 31 Mark CONNOLLY

Total Time **7:34.213** Avg Speed **66.577** Behind **2 Laps**
 Best Time **1:51.645** Best Speed **67.715** On **3** Gp **b**

Lap	Elapsed Time	Lap Time	Lap Speed
1	1:57.143	1:57.143	64.537
2	3:50.261	1:53.118	66.833
3	5:41.906	1:51.645	67.715
4	7:34.213	1:52.307	67.315

DNF 17 Roy PHIPPS

Total Time **8:40.812** Avg Speed **58.063** Behind **1:06.599**
 Best Time **2:06.558** Best Speed **59.735** On **2** Gp **c**

Lap	Elapsed Time	Lap Time	Lap Speed
1	2:16.056	2:16.056	55.565
2	4:22.614	2:06.558	59.735
3	6:31.031	2:08.417	58.871
4	8:40.812	2:09.781	58.252

Not Classified



MCUI
Ulster Centre
Timing
www.elaps-timing.com




Powered by
e-Laps II
© 2008
Walter Marks

THE ROYAL HOTEL & BRAESIDE COOKSTOWN 100

CLASSIC 500cc / 1000cc

Race 14 - Tyre Safety Centre Senior Classic

LAP CHART



1					3					6				
No	Name	G	Elapsed Time	Lap Time	No	Name	G	Elapsed Time	Lap Time	No	Name	G	Elapsed Time	Lap Time
61	Wattie BROWN	a	1:47.212	1:47.212	61	Wattie BROWN	a	5:11.812	1:42.533	61	Wattie BROWN	a	10:19.704	1:42.606
11	John SCOTT	a	1:51.493	1:51.493	11	John SCOTT	a	5:27.589	1:48.420	89	Mark MORGAN	a	10:43.487	1:45.239
89	Mark MORGAN	a	1:52.589	1:52.589	89	Mark MORGAN	a	5:27.892	1:48.207	11	John SCOTT	a	10:44.486	1:45.970
8	Allan BREW	a	1:53.085	1:53.085	8	Allan BREW	a	5:28.985	1:48.853	2	Freddie STEWART	a	10:55.264	1:46.849
2	Freddie STEWART	a	1:55.142	1:55.142	5	Gary JAMISON	a	5:32.302	1:48.377	8	Allan BREW	a	10:55.713	1:48.256
5	Gary JAMISON	a	1:55.576	1:55.576	2	Freddie STEWART	a	5:32.555	1:48.010	5	Gary JAMISON	a	11:01.794	1:51.340
31	Mark CONNOLLY	b	1:57.143	1:57.143	31	Mark CONNOLLY	b	5:41.906	1:51.645	6	Keith COSTELLO	b	11:17.301	1:51.274
20	Gary HUTTON	b	2:00.318	2:00.318	6	Keith COSTELLO	b	5:42.416	1:51.599	50	John JONES	c	11:36.694	1:55.892
106	Andy HUNT	b	2:00.461	2:00.461	20	Gary HUTTON	b	5:50.657	1:54.441	106	Andy HUNT	b	11:37.457	1:53.413
6	Keith COSTELLO	b	2:00.730	2:00.730	106	Andy HUNT	b	5:52.992	1:56.043	9	Sam KINKEAD	c	11:48.500	1:56.922
9	Sam KINKEAD	c	2:02.573	2:02.573	50	John JONES	c	5:53.567	1:55.114	20	Gary HUTTON	b	12:02.111	2:19.571
50	John JONES	c	2:02.882	2:02.882	9	Sam KINKEAD	c	5:56.653	1:56.922					
45	Les CROSS	b	2:07.524	2:07.524	45	Les CROSS	b	6:10.137	2:02.156					
17	Roy PHIPPS	c	2:16.056	2:16.056	17	Roy PHIPPS	c	6:31.031	2:08.417					

2					4				
No	Name	G	Elapsed Time	Lap Time	No	Name	G	Elapsed Time	Lap Time
61	Wattie BROWN	a	3:29.279	1:42.067	61	Wattie BROWN	a	6:54.506	1:42.694
11	John SCOTT	a	3:39.169	1:47.676	89	Mark MORGAN	a	7:12.508	1:44.616
89	Mark MORGAN	a	3:39.685	1:47.096	11	John SCOTT	a	7:13.565	1:45.976
8	Allan BREW	a	3:40.132	1:47.047	8	Allan BREW	a	7:18.757	1:49.772
5	Gary JAMISON	a	3:43.925	1:48.349	5	Gary JAMISON	a	7:20.815	1:48.513
2	Freddie STEWART	a	3:44.545	1:49.403	2	Freddie STEWART	a	7:21.097	1:48.542
31	Mark CONNOLLY	b	3:50.261	1:53.118	31	Mark CONNOLLY	b	7:34.213	1:52.307
6	Keith COSTELLO	b	3:50.817	1:50.087	6	Keith COSTELLO	b	7:34.465	1:52.049
20	Gary HUTTON	b	3:56.216	1:55.898	20	Gary HUTTON	b	7:45.665	1:55.008
106	Andy HUNT	b	3:56.949	1:56.488	50	John JONES	c	7:46.690	1:53.123
50	John JONES	c	3:58.453	1:55.571	106	Andy HUNT	b	7:48.127	1:55.135
9	Sam KINKEAD	c	3:59.731	1:57.158	9	Sam KINKEAD	c	7:53.918	1:57.265
45	Les CROSS	b	4:07.981	2:00.457	45	Les CROSS	b	8:10.827	2:00.690
17	Roy PHIPPS	c	4:22.614	2:06.558	17	Roy PHIPPS	c	8:40.812	2:09.781

5				
No	Name	G	Elapsed Time	Lap Time
61	Wattie BROWN	a	8:37.098	1:42.592
89	Mark MORGAN	a	8:58.248	1:45.740
11	John SCOTT	a	8:58.516	1:44.951
8	Allan BREW	a	9:07.457	1:48.700
2	Freddie STEWART	a	9:08.415	1:47.318
5	Gary JAMISON	a	9:10.454	1:49.639
6	Keith COSTELLO	b	9:26.027	1:51.562
50	John JONES	c	9:40.802	1:54.112
20	Gary HUTTON	b	9:42.540	1:56.875
106	Andy HUNT	b	9:44.044	1:55.917
9	Sam KINKEAD	c	9:51.578	1:57.660
45	Les CROSS	b	10:09.975	1:59.148

IRISH ROAD RACE CLASSIC 1000cc (subject to confirmation)

2011

					#1	
Pos	No.	Name	Total	Diff	Gap	R1
1	89	Mark MORGAN	25	0	0	25
2	11	John SCOTT	20	5	5	20

Event Legend

#1 29/04/2011 ROYAL HOTEL & BRAESIDE COOKSTOWN 10X

Championship Standings of IRISH ROAD RACE CLASSIC 500cc (subject to confirmation) Printed: 30/04/2011 17:07:46

IRISH ROAD RACE CLASSIC 500cc (subject to confirmation)

2011

					#1	
Pos	No.	Name	Total	Diff	Gap	R1
1	61	Wattie BROWN	25	0	0	25
2	2	Freddie STEWART	20	5	5	20
3	8	Allan BREW	16	9	4	16
4	5	Gary JAMISON	13	12	3	13
5	6	Keith COSTELLO	11	14	2	11
6	50	John JONES	10	15	1	10
7	106	Andy HUNT	9	16	1	9
8	9	Sam KINKEAD	8	17	1	8
9	20	Gary HUTTON	7	18	1	7
10	45	Les CROSS	6	19	1	6

Event Legend

#1 29/04/2011 ROYAL HOTEL & BRAESIDE COOKSTOWN 10X

ULSTER ROAD RACE CLASSIC 1000cc (subject to confirmation)

2011

					#1	
Pos	No.	Name	Total	Diff	Gap	R1
1	89	Mark MORGAN	25	0	0	25
2	11	John SCOTT	20	5	5	20

Event Legend

#1 29/04/2011 ROYAL HOTEL & BRAESIDE COOKSTOWN 10X

Championship Standings of ULSTER ROAD RACE CLASSIC 500cc (subject to confirmation) Printed: 30/04/2011 17:08:18

ULSTER ROAD RACE CLASSIC 500cc (subject to confirmation)

2011

					#1	
Pos	No.	Name	Total	Diff	Gap	R1
1	61	Wattie BROWN	25	0	0	25
2	2	Freddie STEWART	20	5	5	20
3	8	Allan BREW	16	9	4	16
4	5	Gary JAMISON	13	12	3	13
5	6	Keith COSTELLO	11	14	2	11
6	50	John JONES	10	15	1	10
7	106	Andy HUNT	9	16	1	9
8	9	Sam KINKEAD	8	17	1	8
9	20	Gary HUTTON	7	18	1	7
10	45	Les CROSS	6	19	1	6

Event Legend

#1 29/04/2011 ROYAL HOTEL & BRAESIDE COOKSTOWN 10X