




Royal Hotel
& BRAESIDE

COOKSTOWN 100

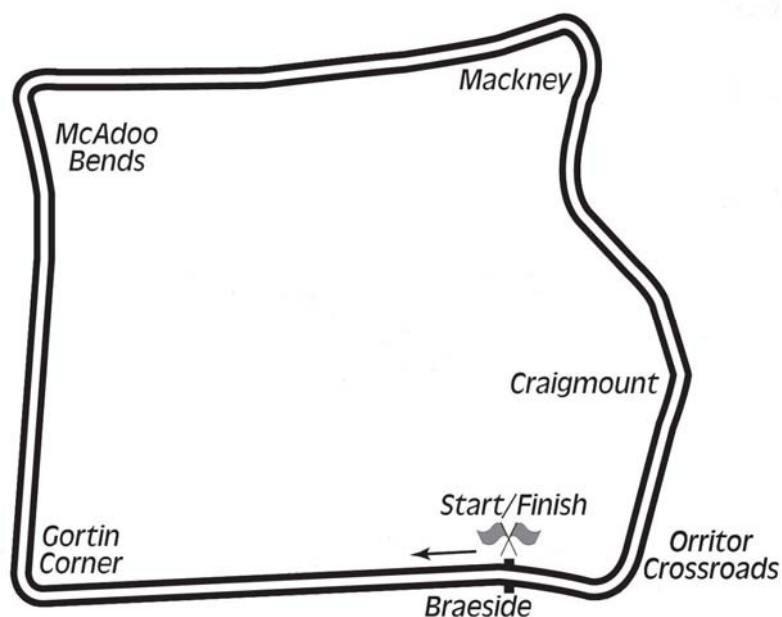
Friday 29th & Saturday 30th April 2011

promoted by Cookstown & District MCC
www.cookstown100.com

THE BELFAST HOUSE
CLASSIC 250cc



Orritor Circuit 2.1 miles



LAP RECORDS

Class	Rider	Machine	m s	mph	Year
125cc	William Dunlop	Honda	1 34.755	79.785	2010
Moto 450	to be established				
250cc	William Dunlop	Honda	1 29.658	84.320	2009
Supersport 400	Ryan Farquhar	Kawasaki	1 36.97	77.962	2003
Supertwins	Ryan Farquhar	Kawasaki 650	1 32.665	81.584	2010
Supersport	Keith Amor	Honda	1 25.144	88.791	2009
Open 1000cc	Ryan Farquhar	Kawasaki	1 23.250	90.811	2010
Senior Support	Gary Robinson	Yamaha 600	1 29.956	84.041	2007
Junior Support	Michael Dunlop	Yamaha 250	1 36.181	78.602	2006
Classic 1000cc	Wattie Brown	Norton 920	1 40.273	75.394	2006
Classic 500cc	Neill McWhirter	Norton	1 41.491	74.489	2010
Classic 350cc	Paul Coward	Honda	1 43.421	73.099	2004
Classic 250cc	Geoff McMullan	Suzuki	1 47.294	70.461	2006

MOST WINS at COOKSTOWN 100

Ryan Farquhar	17	1996 - 10
Ray McCullough	14	1967 - 79
Joey Dunlop	11	1977 - 98
Robert Dunlop	11	1985 - 08
Phillip McCallen	10	1987 - 96
Courtney Junk	8	1974 - 83
Mervyn Elwood	8	1987 - 97

ALL TIME IRISH ROAD RACE WINNERS (after Killalane 2010)

Most Wins at All Irish Road Race Meetings

1. Joey Dunlop	156	1971-00
2. Ryan Farquhar	155	1995-10
3. Robert Dunlop	135	1980-08
4. Ray McCullough	109	1960-82
Phillip McCallen	109	1987-99

Most Wins at Irish National Road Race Meetings

1. Ryan Farquhar	145	1995-10
2. Joey Dunlop	119	1971-00
3. Robert Dunlop	111	1980-08
4. Ray McCullough	99	1960-82
5. Phillip McCallen	84	1987-99

THE ROYAL HOTEL & BRAESIDE COOKSTOWN 100

CLASSIC 250cc


Qualifying

Friday, 29 April 2011



Pos	Class	No	Name	Machine / Sponsor	----- Best Lap -----			Laps	
					Time	Behind	Speed		
Qualifying Classification									
1	C250	19	Kevin STROWGER	Suzuki 250	1:51.946		67.533	4	6
2	C250	76	Philip SHAW	Suzuki 250	1:54.198	2.252	66.201	5	6
3	C250	14	Jeff WARD	Suzuki 250 - Jeff Carbutt	1:58.678	6.732	63.702	5	6
4	C250	11	Peter WAKEFIELD	Suzuki 250 - Jeff Carbutt	2:04.611	12.665	60.669	5	6
5	C250	40	Barry DAVIDSON	Honda 198 - Dempster	2:05.233	13.287	60.367	5	6
6	C250	43	Alex McVICKER	Honda 250 - John Ennis	2:06.405	14.459	59.808	5	6
7	C250	27	Bryan ALLAN	Honda 198 - Dempster	2:08.574	16.628	58.799	5	6
8	C250	100	Andy HUNT	Ducati 250	2:09.147	17.201	58.538	5	6
9	C250	48	Alex BLACK	Honda 250 - Stewart Racing	2:10.898	18.952	57.755	5	6
10	C250	10	Chris BLAIR	Suzuki 250	2:10.928	18.982	57.742	4	6
11	C250	84	Maria COSTELLO	Suzuki 250 - Bob Jackson	2:12.167	20.221	57.200	2	2
12	C250	12	Richard FORD	Suzuki 247	2:17.404	25.458	55.020	5	6
13	C250	30	Robert WRIGHT	Honda 250	2:20.908	28.962	53.652	5	6
14	C250	69	Allen GIBSON	Honda 250	2:23.962	32.016	52.514	4	4
15	C250	15	Dave BROUGH	Honda 250 - Stewart Racing	2:34.154	42.208	49.042	5	6
16	C250	34	Trevor STEWART	Honda 250 - TJR Racing	2:36.700	44.754	48.245	5	5
17	C250	20	Gary HUTTON	Honda 198	2:38.631	46.685	47.658	2	2

These Results are provisional and are subject to ratification by the Stewards of the Meeting.

Track	Orritor	Signed		Organising Club	Cookstown & District MCC
Length(miles)	2.1000		Chief Timekeeper	Qualifying Started	15:34:48.000
Weather	Sunny 19 °C, 54% RH	Issued At:	16:38:57		
Track	Dry 26°C				



MCUI
Ulster Centre
Timing
www.elaps-timing.com



Powered by
e-Laps II
© 2008
Walter Marks



CLASSIC 250cc

Qualifying

Friday, 29 April 2011

DETAILED RESULT

Qualifying Classification

Position

1 19 Kevin STROWGER

Behind

Best Time **1:51.946** Best Speed **67.533** On **4** Gp **a**

Lap	Elapsed Time	Lap Time	Lap Speed
1	4:53.560	4:53.560	25.753
2	7:31.553	2:37.993	47.850
3	42:54.607	35:23.054	3.561
4	44:46.553	1:51.946	67.533
5	46:38.883	1:52.330	67.302
6	49:25.636	2:46.753	45.337

2 76 Philip SHAW

Behind **2.252**

Best Time **1:54.198** Best Speed **66.201** On **5** Gp **a**

Lap	Elapsed Time	Lap Time	Lap Speed
1	5:11.588	5:11.588	24.263
2	7:38.800	2:27.212	51.355
3	43:04.908	35:26.108	3.556
4	45:01.128	1:56.220	65.049
5	46:55.326	1:54.198	66.201
6	49:16.731	2:21.405	53.463

3 14 Jeff WARD

Behind **6.732**

Best Time **1:58.678** Best Speed **63.702** On **5** Gp **a**

Lap	Elapsed Time	Lap Time	Lap Speed
1	5:03.144	5:03.144	24.939
2	7:33.502	2:30.358	50.280
3	42:57.547	35:24.045	3.559
4	44:59.028	2:01.481	62.232
5	46:57.706	1:58.678	63.702
6	49:14.197	2:16.491	55.388

4 11 Peter WAKEFIELD

Behind **12.665**

Best Time **2:04.611** Best Speed **60.669** On **5** Gp **a**

Lap	Elapsed Time	Lap Time	Lap Speed
1	6:12.248	6:12.248	20.309
2	40:56.835	34:44.587	3.627
3	43:30.443	2:33.608	49.216
4	45:37.513	2:07.070	59.495
5	47:42.124	2:04.611	60.669
6	49:50.091	2:07.967	59.078

Qualifying Classification

Position

5 40 Barry DAVIDSON

Behind **13.287**

Best Time **2:05.233** Best Speed **60.367** On **5** Gp **a**

Lap	Elapsed Time	Lap Time	Lap Speed
1	5:59.639	5:59.639	21.021
2	8:53.381	2:53.742	43.513
3	43:36.083	34:42.702	3.630
4	45:46.448	2:10.365	57.991
5	47:51.681	2:05.233	60.367
6	50:22.391	2:30.710	50.163

6 43 Alex McVICKER

Behind **14.459**

Best Time **2:06.405** Best Speed **59.808** On **5** Gp **a**

Lap	Elapsed Time	Lap Time	Lap Speed
1	5:10.735	5:10.735	24.329
2	7:42.758	2:32.023	49.729
3	43:10.308	35:27.550	3.553
4	45:22.413	2:12.105	57.227
5	47:28.818	2:06.405	59.808
6	49:49.520	2:20.702	53.731

7 27 Bryan ALLAN

Behind **16.628**

Best Time **2:08.574** Best Speed **58.799** On **5** Gp **a**

Lap	Elapsed Time	Lap Time	Lap Speed
1	6:09.583	6:09.583	20.455
2	40:54.968	34:45.385	3.625
3	43:38.121	2:43.153	46.337
4	45:50.568	2:12.447	57.079
5	47:59.142	2:08.574	58.799
6	50:34.673	2:35.531	48.608

8 100 Andy HUNT

Behind **17.201**

Best Time **2:09.147** Best Speed **58.538** On **5** Gp **a**

Lap	Elapsed Time	Lap Time	Lap Speed
1	6:03.159	6:03.159	20.817
2	9:10.622	3:07.463	40.328
3	43:38.880	34:28.258	3.655
4	45:50.752	2:11.872	57.328
5	47:59.899	2:09.147	58.538
6	50:35.737	2:35.838	48.512



CLASSIC 250cc

Qualifying

Friday, 29 April 2011

DETAILED RESULT

Qualifying Classification

Position

9 48 Alex BLACK

Behind 18.952

Best Time **2:10.898** Best Speed **57.755** On 5 Gp a

Lap	Elapsed Time	Lap Time	Lap Speed
1	5:40.374	5:40.374	22.211
2	8:23.785	2:43.411	46.264
3	43:32.354	35:08.569	3.585
4	45:45.911	2:13.557	56.605
5	47:56.809	2:10.898	57.755
6	50:25.349	2:28.540	50.895

10 10 Chris BLAIR

Behind 18.982

Best Time **2:10.928** Best Speed **57.742** On 4 Gp a

Lap	Elapsed Time	Lap Time	Lap Speed
1	6:11.924	6:11.924	20.327
2	40:56.080	34:44.156	3.627
3	44:19.781	3:23.701	37.113
4	46:30.709	2:10.928	57.742
5	48:43.747	2:13.038	56.826
6	51:25.089	2:41.342	46.857

11 84 Maria COSTELLO

Behind 20.221

Best Time **2:12.167** Best Speed **57.200** On 2 Gp a

Lap	Elapsed Time	Lap Time	Lap Speed
1	43:10.014	43:10.014	2.919
2	45:22.181	2:12.167	57.200

12 12 Richard FORD

Behind 25.458

Best Time **2:17.404** Best Speed **55.020** On 5 Gp a

Lap	Elapsed Time	Lap Time	Lap Speed
1	6:35.049	6:35.049	19.137
2	41:32.977	34:57.928	3.604
3	44:24.887	2:51.910	43.976
4	46:46.782	2:21.895	53.279
5	49:04.186	2:17.404	55.020
6	51:33.124	2:28.938	50.759

Qualifying Classification

Position

13 30 Robert WRIGHT

Behind 28.962

Best Time **2:20.908** Best Speed **53.652** On 5 Gp a

Lap	Elapsed Time	Lap Time	Lap Speed
1	5:50.509	5:50.509	21.569
2	8:55.381	3:04.872	40.893
3	43:26.456	34:31.075	3.650
4	45:50.164	2:23.708	52.607
5	48:11.072	2:20.908	53.652
6	50:50.114	2:39.042	47.535

14 69 Allen GIBSON

Behind 32.016

Best Time **2:23.962** Best Speed **52.514** On 4 Gp a

Lap	Elapsed Time	Lap Time	Lap Speed
1	6:41.942	6:41.942	18.809
2	43:42.758	37:00.816	3.404
3	46:10.091	2:27.333	51.312
4	48:34.053	2:23.962	52.514

15 15 Dave BROUGH

Behind 42.208

Best Time **2:34.154** Best Speed **49.042** On 5 Gp a

Lap	Elapsed Time	Lap Time	Lap Speed
1	5:45.214	5:45.214	21.899
2	8:58.904	3:13.690	39.031
3	43:33.537	34:34.633	3.644
4	46:09.399	2:35.862	48.504
5	48:43.553	2:34.154	49.042
6	51:42.588	2:59.035	42.226

16 34 Trevor STEWART

Behind 44.754

Best Time **2:36.700** Best Speed **48.245** On 5 Gp a

Lap	Elapsed Time	Lap Time	Lap Speed
1	5:52.635	5:52.635	21.439
2	9:04.603	3:11.968	39.382
3	43:42.055	34:37.452	3.639
4	46:21.794	2:39.739	47.327
5	48:58.494	2:36.700	48.245

THE ROYAL HOTEL & BRAESIDE COOKSTOWN 100

CLASSIC 250cc

Qualifying

Friday, 29 April 2011

DETAILED RESULT



Qualifying Classification

Position

17 20 Gary HUTTON

Behind 46.685

Best Time 2:38.631 Best Speed 47.658 On 2 Gp a

Lap	Elapsed Time	Lap Time	Lap Speed
1	5:38.930	5:38.930	22.305
2	8:17.561	2:38.631	47.658

ROYAL HOTEL & BRAESIDE COOKSTOWN 100

CLASSIC 250cc

Orritor 2.100 Miles

R6: The Belfast House Classic 250cc Race

30/04/2011 12:10

Race (8 Laps)

Race 7 - CLASSIC 250cc

9	C	15 25	34 26	20 27
8		22	23	24
7		69		21
6	B	19 84	20 12	30
5		16 100	17 48	18 10
4		13	14	15
3		10 27	11	12
2	A	7 11	8 40	9 43
1		4 19	5 76	6 14
		POLE POSITION 1	2	3



Provisional result subject to confirmation by the Stewards of the Meeting

Orbits

Promoted by Cookstown & District MCC

www.amb-it.com

MCUI (Ulster Centre) Timing

www.mylaps.com

www.elaps-timing.com

Licensed to: MCUI

THE ROYAL HOTEL & BRAESIDE COOKSTOWN 100

CLASSIC 250cc

Race 7 - The Belfast House Classic 250cc

Saturday, 30 April 2011



Pos	Class	No	Name	Machine / Sponsor	Gp	Laps	Total Time	Behind	Speed	-----Best Lap-----		
										Time	Speed	On
Race Classification												
1	C250	19	Kevin STROWGER	Suzuki 250	a	6	11:00.661		68.659	1:48.529	69.659	5
2	C250	14	Jeff WARD	Suzuki 250 - Jeff Carbutt	a	6	11:11.343	10.682	67.566	1:49.833	68.832	3
3	C250	11	Peter WAKEFIELD	Suzuki 250 - Jeff Carbutt	a	6	11:24.064	23.403	66.310	1:51.839	67.597	2
4	C250	76	Phillip SHAW	Suzuki 250	a	6	11:35.980	35.319	65.174	1:51.364	67.885	2
5	C250	40	Barry DAVIDSON	Honda 198 - Dempster	a	6	12:07.573	1:06.912	62.344	1:58.883	63.592	3
6	C250	27	Bryan ALLAN	Honda 198 - Dempster	a	6	12:12.320	1:11.659	61.940	2:00.156	62.918	4
7	C250	10	Chris BLAIR	Suzuki 250	b	6	12:25.309	1:24.648	60.861	2:00.663	62.654	6
8	C250	43	Alex McVICKER	Honda 250 - John Ennis	a	6	12:33.749	1:33.088	60.179	2:03.297	61.315	6
9	C250	48	Alex BLACK	Honda 250 - Stewart Racing	b	6	12:43.991	1:43.330	59.372	2:04.121	60.908	6
10	C250	69	Allen GIBSON	Honda 250	b	5	11:52.119	1 Lap	53.081	2:18.398	54.625	5
11	C250	30	Robert WRIGHT	Honda 250	b	5	11:52.425	0.306	53.058	2:18.499	54.585	5
12	C250	15	Dave BROUGH	Honda 250 - Stewart Racing	c	5	12:27.942	35.823	50.539	2:23.909	52.533	5
13	C250	34	Trevor STEWART	Honda 250 - TJR Racing	c	5	13:00.539	1:08.420	48.428	2:31.290	49.970	2


Fastest Lap

C250	19	Kevin STROWGER	Suzuki 250	a						1:48.529	69.659	5
------	----	----------------	------------	---	--	--	--	--	--	----------	--------	---

Not Classified

DNF	C250	12	Richard FORD	Suzuki 247	b	4	8:09.968	2 Laps	61.718	1:59.219	63.413	3
DNF	C250	20	Gary HUTTON	Honda 198	c	4	8:46.134	36.166	57.476	2:06.570	59.730	2
DNF	C250	100	Andy HUNT	Ducati 250	b	3	6:02.559	3 Laps	62.555	1:58.519	63.787	3

These Results are provisional and are subject to ratification by the Stewards of the Meeting.

Track	Orritor	Signed		Organising Club	Cookstown & District MCC
Length(miles)	2.1000		Chief Timekeeper	Warmup Started	
Weather	Sunny, 21°C, 34%RH			Race Started	14:12:47.300
Track	Dry, 25°C	Issued At:	14:26:35	Gp Time Diff - b	12.65 / c 12.65



MCUI
Ulster Centre
Timing
www.elaps-timing.com



Powered by
e-Laps II
© 2008
Walter Marks



CLASSIC 250cc

Race 7 - The Belfast House Classic 250cc

Saturday, 30 April 2011

DETAILED RESULT

Race Classification

1 19 Kevin STROWGER
 Total Time **11:00.661** Avg Speed **68.659** Behind
 Best Time **1:48.529** Best Speed **69.659** On 5 Gp a

Lap	Elapsed Time	Lap Time	Lap Speed
1	1:54.533	1:54.533	66.007
2	3:44.461	1:49.928	68.772
3	5:33.305	1:48.844	69.457
4	7:22.471	1:49.166	69.252
5	9:11.000	1:48.529	69.659
6	11:00.661	1:49.661	68.940

2 14 Jeff WARD

Total Time **11:11.343** Avg Speed **67.566** Behind **10.682**
 Best Time **1:49.833** Best Speed **68.832** On 3 Gp a

Lap	Elapsed Time	Lap Time	Lap Speed
1	1:54.783	1:54.783	65.863
2	3:45.587	1:50.804	68.229
3	5:35.420	1:49.833	68.832
4	7:27.308	1:51.888	67.568
5	9:18.517	1:51.209	67.980
6	11:11.343	1:52.826	67.006

3 11 Peter WAKEFIELD

Total Time **11:24.064** Avg Speed **66.310** Behind **23.403**
 Best Time **1:51.839** Best Speed **67.597** On 2 Gp a

Lap	Elapsed Time	Lap Time	Lap Speed
1	1:57.150	1:57.150	64.533
2	3:48.989	1:51.839	67.597
3	5:41.109	1:52.120	67.428
4	7:34.909	1:53.800	66.432
5	9:30.924	1:56.015	65.164
6	11:24.064	1:53.140	66.820

4 76 Philip SHAW

Total Time **11:35.980** Avg Speed **65.174** Behind **35.319**
 Best Time **1:51.364** Best Speed **67.885** On 2 Gp a

Lap	Elapsed Time	Lap Time	Lap Speed
1	1:57.875	1:57.875	64.136
2	3:49.239	1:51.364	67.885
3	5:41.326	1:52.087	67.448
4	7:35.093	1:53.767	66.452
5	9:33.416	1:58.323	63.893
6	11:35.980	2:02.564	61.682

Race Classification

5 40 Barry DAVIDSON
 Total Time **12:07.573** Avg Speed **62.344** Behind **1:06.912**
 Best Time **1:58.883** Best Speed **63.592** On 3 Gp a

Lap	Elapsed Time	Lap Time	Lap Speed
1	2:05.582	2:05.582	60.200
2	4:05.317	1:59.735	63.139
3	6:04.200	1:58.883	63.592
4	8:04.554	2:00.354	62.815
5	10:07.064	2:02.510	61.709
6	12:07.573	2:00.509	62.734

6 27 Bryan ALLAN

Total Time **12:12.320** Avg Speed **61.940** Behind **1:11.659**
 Best Time **2:00.156** Best Speed **62.918** On 4 Gp a

Lap	Elapsed Time	Lap Time	Lap Speed
1	2:07.946	2:07.946	59.087
2	4:09.009	2:01.063	62.447
3	6:09.722	2:00.713	62.628
4	8:09.878	2:00.156	62.918
5	10:11.487	2:01.609	62.166
6	12:12.320	2:00.833	62.566

7 10 Chris BLAIR

Total Time **12:25.309** Avg Speed **60.861** Behind **1:24.648**
 Best Time **2:00.663** Best Speed **62.654** On 6 Gp b

Lap	Elapsed Time	Lap Time	Lap Speed
1	2:09.208	2:09.208	58.510
2	4:11.973	2:02.765	61.581
3	6:15.646	2:03.673	61.129
4	8:19.897	2:04.251	60.845
5	10:24.646	2:04.749	60.602
6	12:25.309	2:00.663	62.654

8 43 Alex McVICKER

Total Time **12:33.749** Avg Speed **60.179** Behind **1:33.088**
 Best Time **2:03.297** Best Speed **61.315** On 6 Gp a

Lap	Elapsed Time	Lap Time	Lap Speed
1	2:11.766	2:11.766	57.374
2	4:17.207	2:05.441	60.267
3	6:20.751	2:03.544	61.193
4	8:26.030	2:05.279	60.345
5	10:30.452	2:04.422	60.761
6	12:33.749	2:03.297	61.315





CLASSIC 250cc

Race 7 - The Belfast House Classic 250cc

Saturday, 30 April 2011

DETAILED RESULT

Race Classification

9 48 Alex BLACK

Total Time **12:43.991** Avg Speed **59.372** Behind **1:43.330**
 Best Time **2:04.121** Best Speed **60.908** On **6** Gp **b**

Lap	Elapsed Time	Lap Time	Lap Speed
1	2:13.522	2:13.522	56.620
2	4:21.416	2:07.894	59.111
3	6:26.887	2:05.471	60.253
4	8:31.958	2:05.071	60.446
5	10:39.870	2:07.912	59.103
6	12:43.991	2:04.121	60.908

10 69 Allen GIBSON

Total Time **11:52.119** Avg Speed **53.081** Behind **1 Lap**
 Best Time **2:18.398** Best Speed **54.625** On **5** Gp **b**

Lap	Elapsed Time	Lap Time	Lap Speed
1	2:33.487	2:33.487	49.255
2	4:53.428	2:19.941	54.023
3	7:14.439	2:21.011	53.613
4	9:33.721	2:19.282	54.278
5	11:52.119	2:18.398	54.625

11 30 Robert WRIGHT

Total Time **11:52.425** Avg Speed **53.058** Behind **0.306**
 Best Time **2:18.499** Best Speed **54.585** On **5** Gp **b**

Lap	Elapsed Time	Lap Time	Lap Speed
1	2:33.681	2:33.681	49.193
2	4:53.534	2:19.853	54.057
3	7:14.348	2:20.814	53.688
4	9:33.926	2:19.578	54.163
5	11:52.425	2:18.499	54.585

12 15 Dave BROUGH

Total Time **12:27.942** Avg Speed **50.539** Behind **35.823**
 Best Time **2:23.909** Best Speed **52.533** On **5** Gp **c**

Lap	Elapsed Time	Lap Time	Lap Speed
1	2:41.783	2:41.783	46.729
2	5:11.126	2:29.343	50.622
3	7:38.726	2:27.600	51.220
4	10:04.033	2:25.307	52.028
5	12:27.942	2:23.909	52.533

Race Classification

13 34 Trevor STEWART

Total Time **13:00.539** Avg Speed **48.428** Behind **1:08.420**
 Best Time **2:31.290** Best Speed **49.970** On **2** Gp **c**

Lap	Elapsed Time	Lap Time	Lap Speed
1	2:50.950	2:50.950	44.223
2	5:22.240	2:31.290	49.970
3	7:53.692	2:31.452	49.917
4	10:25.749	2:32.057	49.718
5	13:00.539	2:34.790	48.840

Not Classified

DNF 12 Richard FORD

Total Time **8:09.968** Avg Speed **61.718** Behind **2 Laps**
 Best Time **1:59.219** Best Speed **63.413** On **3** Gp **b**

Lap	Elapsed Time	Lap Time	Lap Speed
1	2:09.303	2:09.303	58.467
2	4:09.915	2:00.612	62.680
3	6:09.134	1:59.219	63.413
4	8:09.968	2:00.834	62.565

DNF 20 Gary HUTTON

Total Time **8:46.134** Avg Speed **57.476** Behind **36.166**
 Best Time **2:06.570** Best Speed **59.730** On **2** Gp **c**

Lap	Elapsed Time	Lap Time	Lap Speed
1	2:24.451	2:24.451	52.336
2	4:31.021	2:06.570	59.730
3	6:38.307	2:07.286	59.394
4	8:46.134	2:07.827	59.142

DNF 100 Andy HUNT

Total Time **6:02.559** Avg Speed **62.555** Behind **3 Laps**
 Best Time **1:58.519** Best Speed **63.787** On **3** Gp **b**


Lap	Elapsed Time	Lap Time	Lap Speed
1	2:04.635	2:04.635	60.657
2	4:04.040	1:59.405	63.314
3	6:02.559	1:58.519	63.787

THE ROYAL HOTEL & BRAESIDE COOKSTOWN 100

CLASSIC 250cc

Race 7 - The Belfast House Classic 250cc

LAP CHART



1					3					5				
No	Name	G	Elapsed Time	Lap Time	No	Name	G	Elapsed Time	Lap Time	No	Name	G	Elapsed Time	Lap Time
19	Kevin STROWGER	a	1:54.533	1:54.533	19	Kevin STROWGER	a	5:33.305	1:48.844	19	Kevin STROWGER	a	9:11.000	1:48.529
14	Jeff WARD	a	1:54.783	1:54.783	14	Jeff WARD	a	5:35.420	1:49.833	14	Jeff WARD	a	9:18.517	1:51.209
11	Peter WAKEFIELD	a	1:57.150	1:57.150	11	Peter WAKEFIELD	a	5:41.109	1:52.120	11	Peter WAKEFIELD	a	9:30.924	1:56.015
76	Philip SHAW	a	1:57.875	1:57.875	76	Philip SHAW	a	5:41.326	1:52.087	76	Philip SHAW	a	9:33.416	1:58.323
100	Andy HUNT	b	2:04.635	2:04.635	100	Andy HUNT	b	6:02.559	1:58.519	40	Barry DAVIDSON	a	10:07.064	2:02.510
40	Barry DAVIDSON	a	2:05.582	2:05.582	40	Barry DAVIDSON	a	6:04.200	1:58.883	27	Bryan ALLAN	a	10:11.487	2:01.609
27	Bryan ALLAN	a	2:07.946	2:07.946	12	Richard FORD	b	6:09.134	1:59.219	10	Chris BLAIR	b	10:24.646	2:04.749
10	Chris BLAIR	b	2:09.208	2:09.208	27	Bryan ALLAN	a	6:09.722	2:00.713	43	Alex McVICKER	a	10:30.452	2:04.422
12	Richard FORD	b	2:09.303	2:09.303	10	Chris BLAIR	b	6:15.646	2:03.673	48	Alex BLACK	b	10:39.870	2:07.912
43	Alex McVICKER	a	2:11.766	2:11.766	43	Alex McVICKER	a	6:20.751	2:03.544	69	Allen GIBSON	b	11:52.119	2:18.398
48	Alex BLACK	b	2:13.522	2:13.522	48	Alex BLACK	b	6:26.887	2:05.471	30	Robert WRIGHT	b	11:52.425	2:18.499
20	Gary HUTTON	c	2:24.451	2:24.451	20	Gary HUTTON	c	6:38.307	2:07.286	15	Dave BROUGH	c	12:27.942	2:23.909
69	Allen GIBSON	b	2:33.487	2:33.487	30	Robert WRIGHT	b	7:14.348	2:20.814	34	Trevor STEWART	c	13:00.539	2:34.790
30	Robert WRIGHT	b	2:33.681	2:33.681	69	Allen GIBSON	b	7:14.439	2:21.011					
15	Dave BROUGH	c	2:41.783	2:41.783	15	Dave BROUGH	c	7:38.726	2:27.600	6				
34	Trevor STEWART	c	2:50.950	2:50.950	34	Trevor STEWART	c	7:53.692	2:31.452	No	Name	G	Elapsed Time	Lap Time
										19	Kevin STROWGER	a	11:00.661	1:49.661
										14	Jeff WARD	a	11:11.343	1:52.826
										11	Peter WAKEFIELD	a	11:24.064	1:53.140
										76	Philip SHAW	a	11:35.980	2:02.564
										40	Barry DAVIDSON	a	12:07.573	2:00.509
										27	Bryan ALLAN	a	12:12.320	2:00.833
										10	Chris BLAIR	b	12:25.309	2:00.663
										43	Alex McVICKER	a	12:33.749	2:03.297
										48	Alex BLACK	b	12:43.991	2:04.121

2				
No	Name	G	Elapsed Time	Lap Time
19	Kevin STROWGER	a	3:44.461	1:49.928
14	Jeff WARD	a	3:45.587	1:50.804
11	Peter WAKEFIELD	a	3:48.989	1:51.839
76	Philip SHAW	a	3:49.239	1:51.364
100	Andy HUNT	b	4:04.040	1:59.405
40	Barry DAVIDSON	a	4:05.317	1:59.735
27	Bryan ALLAN	a	4:09.009	2:01.063
12	Richard FORD	b	4:09.915	2:00.612
10	Chris BLAIR	b	4:11.973	2:02.765
43	Alex McVICKER	a	4:17.207	2:05.441
48	Alex BLACK	b	4:21.416	2:07.894
20	Gary HUTTON	c	4:31.021	2:06.570
69	Allen GIBSON	b	4:53.428	2:19.941
30	Robert WRIGHT	b	4:53.534	2:19.853
15	Dave BROUGH	c	5:11.126	2:29.343
34	Trevor STEWART	c	5:22.240	2:31.290

4				
No	Name	G	Elapsed Time	Lap Time
19	Kevin STROWGER	a	7:22.471	1:49.166
14	Jeff WARD	a	7:27.308	1:51.888
11	Peter WAKEFIELD	a	7:34.909	1:53.800
76	Philip SHAW	a	7:35.093	1:53.767
40	Barry DAVIDSON	a	8:04.554	2:00.354
27	Bryan ALLAN	a	8:09.878	2:00.156
12	Richard FORD	b	8:09.968	2:00.834
10	Chris BLAIR	b	8:19.897	2:04.251
43	Alex McVICKER	a	8:26.030	2:05.279
48	Alex BLACK	b	8:31.958	2:05.071
20	Gary HUTTON	c	8:46.134	2:07.827
69	Allen GIBSON	b	9:33.721	2:19.282
30	Robert WRIGHT	b	9:33.926	2:19.578
15	Dave BROUGH	c	10:04.033	2:25.307
34	Trevor STEWART	c	10:25.749	2:32.057

IRISH ROAD RACE CLASSIC 250cc (subject to confirmation)

2011

					#1	
Pos	No.	Name	Total	Diff	Gap	R7
1	19	Kevin STROWGER	25	0	0	25
2	14	Jeff WARD	20	5	5	20
3	11	Peter WAKEFIELD	16	9	4	16
4	76	Philip SHAW	13	12	3	13
5	40	Barry DAVIDSON	11	14	2	11
6	27	Bryan ALLAN	10	15	1	10
7	10	Chris BLAIR	9	16	1	9
8	43	Alex McVICKER	8	17	1	8
9	48	Alex BLACK	7	18	1	7
10	69	Allen GIBSON	6	19	1	6
11	30	Robert WRIGHT	5	20	1	5
12	15	Dave BROUGH	4	21	1	4
13	34	Trevor STEWART	3	22	1	3

Event Legend

#1 29/04/2011 ROYAL HOTEL & BRAESIDE COOKSTOWN 100

ULSTER ROAD RACE CLASSIC 250cc (subject to confirmation)

2011

					#1	
Pos	No.	Name	Total	Diff	Gap	R7
1	19	Kevin STROWGER	25	0	0	25
2	14	Jeff WARD	20	5	5	20
3	11	Peter WAKEFIELD	16	9	4	16
4	76	Philip SHAW	13	12	3	13
5	40	Barry DAVIDSON	11	14	2	11
6	27	Bryan ALLAN	10	15	1	10
7	10	Chris BLAIR	9	16	1	9
8	43	Alex McVICKER	8	17	1	8
9	48	Alex BLACK	7	18	1	7
10	69	Allen GIBSON	6	19	1	6
11	30	Robert WRIGHT	5	20	1	5
12	15	Dave BROUGH	4	21	1	4
13	34	Trevor STEWART	3	22	1	3
14	100	Andy HUNT	0	25	3	DNF
15	20	Gary HUTTON	0	25	0	DNF
16	12	Richard FORD	0	25	0	DNF

Event Legend

#1 29/04/2011 ROYAL HOTEL & BRAESIDE COOKSTOWN 100