



Royal Hotel
& BRAESIDE

COOKSTOWN 100


Friday 29th & Saturday 30th April 2011

promoted by Cookstown & District MCC
www.cookstown100.com

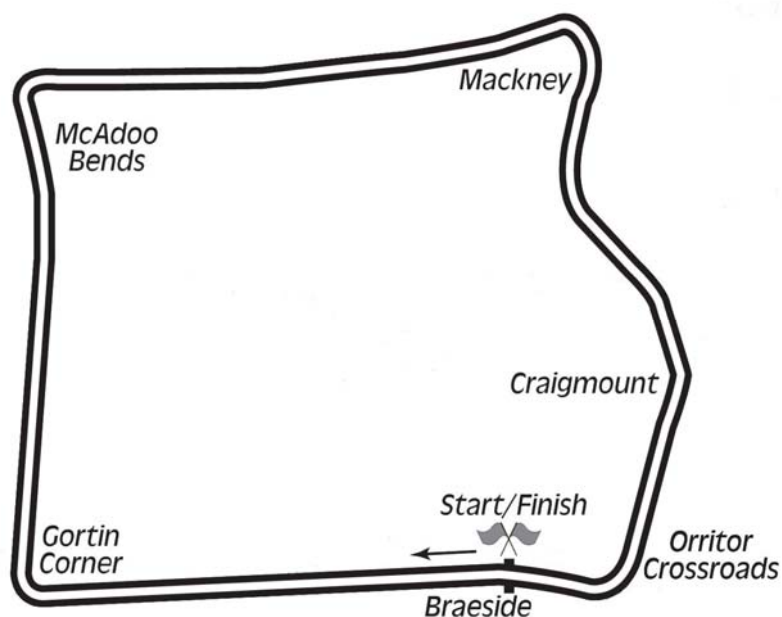


Hayes Fuels
...for the future

MOTO 450



Orritor Circuit 2.1 miles



LAP RECORDS

Class	Rider	Machine	m s	mph	Year
125cc	William Dunlop	Honda	1 34.755	79.785	2010
Moto 450	to be established				
250cc	William Dunlop	Honda	1 29.658	84.320	2009
Supersport 400	Ryan Farquhar	Kawasaki	1 36.97	77.962	2003
Supertwins	Ryan Farquhar	Kawasaki 650	1 32.665	81.584	2010
Supersport	Keith Amor	Honda	1 25.144	88.791	2009
Open 1000cc	Ryan Farquhar	Kawasaki	1 23.250	90.811	2010
Senior Support	Gary Robinson	Yamaha 600	1 29.956	84.041	2007
Junior Support	Michael Dunlop	Yamaha 250	1 36.181	78.602	2006
Classic 1000cc	Wattie Brown	Norton 920	1 40.273	75.394	2006
Classic 500cc	Neill McWhirter	Norton	1 41.491	74.489	2010
Classic 350cc	Paul Coward	Honda	1 43.421	73.099	2004
Classic 250cc	Geoff McMullan	Suzuki	1 47.294	70.461	2006

MOST WINS at COOKSTOWN 100

Ryan Farquhar	17	1996 - 10
Ray McCullough	14	1967 - 79
Joey Dunlop	11	1977 - 98
Robert Dunlop	11	1985 - 08
Phillip McCallen	10	1987 - 96
Courtney Junk	8	1974 - 83
Mervyn Elwood	8	1987 - 97

ALL TIME IRISH ROAD RACE WINNERS (after Killalane 2010)

Most Wins at All Irish Road Race Meetings

1. Joey Dunlop	156	1971-00
2. Ryan Farquhar	155	1995-10
3. Robert Dunlop	135	1980-08
4. Ray McCullough	109	1960-82
Phillip McCallen	109	1987-99

Most Wins at Irish National Road Race Meetings

1. Ryan Farquhar	145	1995-10
2. Joey Dunlop	119	1971-00
3. Robert Dunlop	111	1980-08
4. Ray McCullough	99	1960-82
5. Phillip McCallen	84	1987-99

THE ROYAL HOTEL & BRAESIDE COOKSTOWN 100

SUPERSPORT 400 & MOTO 450

Qualifying


Friday, 29 April 2011



Pos	Class	No	Name	Machine / Sponsor	----- Best Lap -----			On	Laps
					Time	Behind	Speed		
1	M450	77	Ryan FARQUHAR	Kawasaki 450 - KMR / BA Components	1:36.889		78.027	3	4
2	400R	96	Andy FARRELL	Kawasaki 400 - Farrelly Racing	1:37.065	0.176	77.886	3	4
3	M450	24	Craig SHIRLAW	Kawasaki 450 - Shirlaws Motorcycles	1:39.910	3.021	75.668	4	4
4	400R	116	Robbie LYALL	Kawasaki 400 - Fatspanner	1:40.211	3.322	75.441	3	4
5	400R	27	James McCANN	Yamaha 400 - P.K. Racing	1:40.758	3.869	75.031	3	4
6	M450	35	Trevor FERGUSON	Yamaha 450	1:41.012	4.123	74.843	4	4
7	400R	73	Derek COSTELLO	Honda 400	1:41.394	4.505	74.561	3	4
8	400R	44	Mick JORDAN	Honda 400	1:42.092	5.203	74.051	4	4
9	400R	18	Vic ALLAN	Kawasaki 400	1:44.959	8.070	72.028	4	4
10	400R	21	Dave JONES	Kawasaki 400	1:45.279	8.390	71.809	4	4
11	400R	14	Jeff WARD	Honda 400	1:45.641	8.752	71.563	3	4
12	M450	38	Darren GILPIN	Honda 450	1:46.159	9.270	71.214	3	4
13	M450	8	Anthony McCOLGAN	KTM 450	1:46.234	9.345	71.164	4	4
14	400R	13	Paul MAGUIRE	Kawasaki 400 - SP	1:47.723	10.834	70.180	2	4
15	400R	134	Robert McMULLEN	Kawasaki 400	1:51.366	14.477	67.884	4	4
16	400R	94	Stuart ROBB	Honda 400	1:54.106	17.217	66.254	4	4

Qualifying Classification

These Results are provisional and are subject to ratification by the Stewards of the Meeting.

Track	Orritor	Signed		Organising Club	Cookstown & District MCC
Length(miles)	2.1000		Chief Timekeeper	Qualifying Started	19:16:23.506
Weather	Sunny, 18°C, 67%RH	Issued At:	19:28:11		
Track	Dry, 15°C				



MCUI
Ulster Centre
Timing
www.elaps-timing.com



Powered by
e-Laps II
© 2008
Walter Marks



Qualifying Classification

Position

1 **77 Ryan FARQUHAR**
 Behind
 Best Time **1:36.889** Best Speed **78.027** On **3** Gp **a**

Lap	Elapsed Time	Lap Time	Lap Speed
1	1:54.429	1:54.429	66.067
2	3:34.265	1:39.836	75.724
3	5:11.154	1:36.889	78.027
4	6:48.450	1:37.296	77.701

3 **24 Craig SHIRLAW**
 Behind **3.021**
 Best Time **1:39.910** Best Speed **75.668** On **4** Gp **a**

Lap	Elapsed Time	Lap Time	Lap Speed
1	1:50.494	1:50.494	68.420
2	3:36.089	1:45.595	71.594
3	5:17.322	1:41.233	74.679
4	6:57.232	1:39.910	75.668

6 **35 Trevor FERGUSON**
 Behind **4.123**
 Best Time **1:41.012** Best Speed **74.843** On **4** Gp **a**

Lap	Elapsed Time	Lap Time	Lap Speed
1	1:57.454	1:57.454	64.366
2	3:39.883	1:42.429	73.807
3	5:21.691	1:41.808	74.257
4	7:02.703	1:41.012	74.843

12 **38 Darren GILPIN**
 Behind **9.270**
 Best Time **1:46.159** Best Speed **71.214** On **3** Gp **a**

Lap	Elapsed Time	Lap Time	Lap Speed
1	2:00.532	2:00.532	62.722
2	3:47.582	1:47.050	70.621
3	5:33.741	1:46.159	71.214
4	7:20.626	1:46.885	70.730

13 **8 Anthony McCOLGAN**
 Behind **9.345**
 Best Time **1:46.234** Best Speed **71.164** On **4** Gp **a**

Lap	Elapsed Time	Lap Time	Lap Speed
1	2:05.392	2:05.392	60.291
2	3:52.813	1:47.421	70.377
3	5:39.676	1:46.863	70.745
4	7:25.910	1:46.234	71.164



ROYAL HOTEL & BRAESIDE COOKSTOWN 100

SUPERSPORT 400 & MOTO 450

Orritor 2.100 Miles


R6: Hayes Fuels Supersport 400 & Moto 450 Race

30/04/2011 11:50

Race (8 Laps)

Race 6 - 450 & 400

10		134	94	
9	C	28 14	29 81	27 13
8		25	26	
7		22 21	23	24
6	B	19 73	20 44	21 18
5		16 96	17 116	18 27
4		13	14	15
3		10	11	12
2	A	7 38	8 8	9
1		4 77	5 24	6 35
		POLE POSITION 1	2	3



Provisional result subject to confirmation by the Stewards of the Meeting

Orbits

Promoted by Cookstown & District MCC

www.amb-it.com

MCUI (Ulster Centre) Timing

www.mylaps.com

www.elaps-timing.com

Licensed to: MCUI

THE ROYAL HOTEL & BRAESIDE COOKSTOWN 100



SUPERSPORT 400 & MOTO 450

Race 6 - Hayes Fuels Supersport 400 & Moto 450

Saturday, 30 April 2011

Supersport 400

Pos	Class	No	Name	Machine / Sponsor	Gp	Laps	Total Time	Behind	Speed	-----Best Lap-----		
										Time	Speed	On
Race Classification												
1	400R	116	Robbie LYALL	Kawasaki 400 - Fatspanner	b	6	10:09.528		74.418	1:39.110	76.279	5
2	400R	18	Vic ALLAN	Kawasaki 400	b	6	10:09.753	0.225	74.391	1:38.678	76.613	5
3	400R	27	James McCANN	Yamaha 400 - P.K. Racing	b	6	10:12.710	3.182	74.032	1:40.480	75.239	2
4	400R	44	Mick JORDAN	Honda 400	b	6	10:19.793	10.265	73.186	1:40.759	75.031	4
5	400R	21	Dave JONES	Kawasaki 400	b	6	10:34.675	25.147	71.470	1:43.196	73.259	2
6	400R	13	Paul MAGUIRE	Kawasaki 400 - SP	c	6	10:41.364	31.836	70.724	1:44.670	72.227	2
7	400R	134	Robert McMULLEN	Kawasaki 400	c	6	11:18.020	1:08.492	66.901	1:49.835	68.831	4
8	400R	94	Stuart ROBB	Honda 400	c	5	9:51.879	1 Lap	63.864	1:56.459	64.916	5

Fastest Lap

400R	18	Vic ALLAN	Kawasaki 400	b						1:38.678	76.613	5
------	----	-----------	--------------	---	--	--	--	--	--	----------	--------	---

Moto 450

Pos	Class	No	Name	Machine / Sponsor	Gp	Laps	Total Time	Behind	Speed	-----Best Lap-----		
										Time	Speed	On
Race Classification												
1	M450	77	Ryan FARQUHAR	Kawasaki 450 - KMR / BA Components	a	6	9:53.190		76.468	1:37.504	77.535	2
2	M450	97	Seamus ELLIOTT	Yamaha 450 - Logan Racing	a	6	10:02.387	9.197	75.300	1:38.833	76.493	6
3	M450	24	Craig SHIRLAW	Kawasaki 450 - Shirlaws Motorcycles	a	6	10:10.028	16.838	74.357	1:40.012	75.591	3
4	M450	35	Trevor FERGUSON	Yamaha 450	a	6	10:12.659	19.469	74.038	1:40.439	75.270	3
5	M450	38	Darren GILPIN	Honda 450	a	6	10:19.833	26.643	73.181	1:41.200	74.704	6
6	M450	8	Anthony McCOLGAN	KTM 450	a	6	10:23.042	29.852	72.804	1:42.089	74.053	5


Fastest Lap / New Lap Record 77.535 mph (Previously 63.000 mph)

M450	77	Ryan FARQUHAR	Kawasaki 450 - KMR / BA Components	a						1:37.504	77.535	2
------	----	---------------	------------------------------------	---	--	--	--	--	--	----------	--------	---

Not Classified

DNF	M450	171	Darren BURNS	KTM 450	a	4	7:11.380	2 Laps	70.101	1:45.728	71.504	2
------------	------	-----	--------------	---------	---	---	----------	--------	--------	----------	--------	---

These Results are provisional and are subject to ratification by the Stewards of the Meeting.

Track	Orritor	Signed		Organising Club	Cookstown & District MCC
Length(miles)	2.1000		Chief Timekeeper	Warmup Started	
Weather	Sunny, 20°C, 35%RH			Race Started	13:53:01.282
Track	Dry, 23°C	Issued At:	14:05:06	Gp Time Diff - b 10.75 / c 22.8	



MCUI
Ulster Centre
Timing
www.elaps-timing.com



Powered by
e-Laps II
© 2008
Walter Marks



SUPERSPORT 400 & MOTO 450

Race 6 - Hayes Fuels Supersport 400 & Moto 450

Saturday, 30 April 2011

DETAILED RESULT

Moto 450

Race Classification

1 77 Ryan FARQUHAR

Total Time **9:53.190** Avg Speed **76.468** Behind
Best Time **1:37.504** Best Speed **77.535** On **2** Gp **a**

Lap	Elapsed Time	Lap Time	Lap Speed
1	1:41.327	1:41.327	74.610
2	3:18.831	1:37.504	77.535
3	4:56.754	1:37.923	77.204
4	6:35.087	1:38.333	76.882
5	8:13.686	1:38.599	76.674
6	9:53.190	1:39.504	75.977

2 97 Seamus ELLIOTT

Total Time **10:02.387** Avg Speed **75.300** Behind **9.197**
Best Time **1:38.833** Best Speed **76.493** On **6** Gp **a**

Lap	Elapsed Time	Lap Time	Lap Speed
1	1:45.899	1:45.899	71.389
2	3:25.731	1:39.832	75.727
3	5:05.348	1:39.617	75.891
4	6:44.395	1:39.047	76.327
5	8:23.554	1:39.159	76.241
6	10:02.387	1:38.833	76.493

3 24 Craig SHIRLAW

Total Time **10:10.028** Avg Speed **74.357** Behind **16.838**
Best Time **1:40.012** Best Speed **75.591** On **3** Gp **a**

Lap	Elapsed Time	Lap Time	Lap Speed
1	1:46.085	1:46.085	71.264
2	3:27.158	1:41.073	74.797
3	5:07.170	1:40.012	75.591
4	6:47.634	1:40.464	75.251
5	8:28.579	1:40.945	74.892
6	10:10.028	1:41.449	74.520

4 35 Trevor FERGUSON

Total Time **10:12.659** Avg Speed **74.038** Behind **19.469**
Best Time **1:40.439** Best Speed **75.270** On **3** Gp **a**

Lap	Elapsed Time	Lap Time	Lap Speed
1	1:48.283	1:48.283	69.817
2	3:29.653	1:41.370	74.578
3	5:10.092	1:40.439	75.270
4	6:50.642	1:40.550	75.186
5	8:31.174	1:40.532	75.200
6	10:12.659	1:41.485	74.494

Moto 450

Race Classification

5 38 Darren GILPIN

Total Time **10:19.833** Avg Speed **73.181** Behind **26.643**
Best Time **1:41.200** Best Speed **74.704** On **6** Gp **a**

Lap	Elapsed Time	Lap Time	Lap Speed
1	1:48.218	1:48.218	69.859
2	3:31.225	1:43.007	73.393
3	5:14.014	1:42.789	73.549
4	6:56.610	1:42.596	73.687
5	8:38.633	1:42.023	74.101
6	10:19.833	1:41.200	74.704

6 8 Anthony McCOLGAN

Total Time **10:23.042** Avg Speed **72.804** Behind **29.852**
Best Time **1:42.089** Best Speed **74.053** On **5** Gp **a**

Lap	Elapsed Time	Lap Time	Lap Speed
1	1:48.860	1:48.860	69.447
2	3:31.411	1:42.551	73.719
3	5:14.354	1:42.943	73.439
4	6:56.770	1:42.416	73.817
5	8:38.859	1:42.089	74.053
6	10:23.042	1:44.183	72.565

Not Classified

DNF 171 Darren BURNS

Total Time **7:11.380** Avg Speed **70.101** Behind **2 Laps**
Best Time **1:45.728** Best Speed **71.504** On **2** Gp **a**

Lap	Elapsed Time	Lap Time	Lap Speed
1	1:51.148	1:51.148	68.017
2	3:36.876	1:45.728	71.504
3	5:24.365	1:47.489	70.333
4	7:11.380	1:47.015	70.644




THE ROYAL HOTEL & BRAESIDE COOKSTOWN 100

SUPERSPORT 400 & MOTO 450

Race 6 - Hayes Fuels Supersport 400 & Moto 450

LAP CHART



1				
No	Name	G	Elapsed Time	Lap Time
77	Ryan FARQUHAR	a	1:41.327	1:41.327
97	Seamus ELLIOTT	a	1:45.899	1:45.899
27	James McCANN	b	1:46.053	1:46.053
24	Craig SHIRLAW	a	1:46.085	1:46.085
38	Darren GILPIN	a	1:48.218	1:48.218
35	Trevor FERGUSON	a	1:48.283	1:48.283
8	Anthony McCOLGAN	a	1:48.860	1:48.860
18	Vic ALLAN	b	1:49.240	1:49.240
171	Darren BURNS	a	1:51.148	1:51.148
116	Robbie LYALL	b	1:51.392	1:51.392
44	Mick JORDAN	b	1:52.591	1:52.591
21	Dave JONES	b	1:53.435	1:53.435
13	Paul MAGUIRE	c	1:54.778	1:54.778
94	Stuart ROBB	c	2:02.632	2:02.632
134	Robert McMULLEN	c	2:02.725	2:02.725

2				
No	Name	G	Elapsed Time	Lap Time
77	Ryan FARQUHAR	a	3:18.831	1:37.504
97	Seamus ELLIOTT	a	3:25.731	1:39.832
27	James McCANN	b	3:26.533	1:40.480
24	Craig SHIRLAW	a	3:27.158	1:41.073
18	Vic ALLAN	b	3:29.451	1:40.211
35	Trevor FERGUSON	a	3:29.653	1:41.370
38	Darren GILPIN	a	3:31.225	1:43.007
8	Anthony McCOLGAN	a	3:31.411	1:42.551
116	Robbie LYALL	b	3:31.507	1:40.115
44	Mick JORDAN	b	3:34.862	1:42.271
21	Dave JONES	b	3:36.631	1:43.196
171	Darren BURNS	a	3:36.876	1:45.728
13	Paul MAGUIRE	c	3:39.448	1:44.670
134	Robert McMULLEN	c	3:54.721	1:51.996
94	Stuart ROBB	c	4:00.606	1:57.974

3				
No	Name	G	Elapsed Time	Lap Time
77	Ryan FARQUHAR	a	4:56.754	1:37.923
97	Seamus ELLIOTT	a	5:05.348	1:39.617
24	Craig SHIRLAW	a	5:07.170	1:40.012
27	James McCANN	b	5:07.402	1:40.869
35	Trevor FERGUSON	a	5:10.092	1:40.439
18	Vic ALLAN	b	5:11.110	1:41.659
116	Robbie LYALL	b	5:11.643	1:40.136
38	Darren GILPIN	a	5:14.014	1:42.789
8	Anthony McCOLGAN	a	5:14.354	1:42.943
44	Mick JORDAN	b	5:15.806	1:40.944
21	Dave JONES	b	5:20.711	1:44.080
171	Darren BURNS	a	5:24.365	1:47.489
13	Paul MAGUIRE	c	5:24.653	1:45.205
134	Robert McMULLEN	c	5:47.164	1:52.443
94	Stuart ROBB	c	5:57.650	1:57.044

4				
No	Name	G	Elapsed Time	Lap Time
77	Ryan FARQUHAR	a	6:35.087	1:38.333
97	Seamus ELLIOTT	a	6:44.395	1:39.047
24	Craig SHIRLAW	a	6:47.634	1:40.464
27	James McCANN	b	6:49.030	1:41.628
35	Trevor FERGUSON	a	6:50.642	1:40.550
18	Vic ALLAN	b	6:50.997	1:39.887
116	Robbie LYALL	b	6:51.141	1:39.498
44	Mick JORDAN	b	6:56.565	1:40.759
38	Darren GILPIN	a	6:56.610	1:42.596
8	Anthony McCOLGAN	a	6:56.770	1:42.416
21	Dave JONES	b	7:05.452	1:44.741
13	Paul MAGUIRE	c	7:09.768	1:45.115
171	Darren BURNS	a	7:11.380	1:47.015
134	Robert McMULLEN	c	7:36.999	1:49.835
94	Stuart ROBB	c	7:55.420	1:57.770

5				
No	Name	G	Elapsed Time	Lap Time
77	Ryan FARQUHAR	a	8:13.686	1:38.599
97	Seamus ELLIOTT	a	8:23.554	1:39.159
24	Craig SHIRLAW	a	8:28.579	1:40.945
18	Vic ALLAN	b	8:29.675	1:38.678
116	Robbie LYALL	b	8:30.251	1:39.110
27	James McCANN	b	8:30.971	1:41.941
35	Trevor FERGUSON	a	8:31.174	1:40.532
44	Mick JORDAN	b	8:37.804	1:41.239
38	Darren GILPIN	a	8:38.633	1:42.023
8	Anthony McCOLGAN	a	8:38.859	1:42.089
21	Dave JONES	b	8:49.924	1:44.472
13	Paul MAGUIRE	c	8:55.465	1:45.697
134	Robert McMULLEN	c	9:26.996	1:49.997
94	Stuart ROBB	c	9:51.879	1:56.459

6				
No	Name	G	Elapsed Time	Lap Time
77	Ryan FARQUHAR	a	9:53.190	1:39.504
97	Seamus ELLIOTT	a	10:02.387	1:38.833
116	Robbie LYALL	b	10:09.528	1:39.277
18	Vic ALLAN	b	10:09.753	1:40.078
24	Craig SHIRLAW	a	10:10.028	1:41.449
35	Trevor FERGUSON	a	10:12.659	1:41.485
27	James McCANN	b	10:12.710	1:41.739
44	Mick JORDAN	b	10:19.793	1:41.989
38	Darren GILPIN	a	10:19.833	1:41.200
8	Anthony McCOLGAN	a	10:23.042	1:44.183
21	Dave JONES	b	10:34.675	1:44.751
13	Paul MAGUIRE	c	10:41.364	1:45.899
134	Robert McMULLEN	c	11:18.020	1:51.024

ULSTER ROAD RACE MOTO 450 (subject to confirmation)

2011

					#1	
Pos	No.	Name	Total	Diff	Gap	R6
1	77	Ryan FARQUHAR	25	0	0	25
2	97	Seamus ELLIOTT	20	5	5	20
3	24	Craig SHIRLAW	16	9	4	16
4	35	Trevor FERGUSON	13	12	3	13
5	38	Darren GILPIN	11	14	2	11
6	8	Anthony McCOLGAN	10	15	1	10

Event Legend

#1 29/04/2011 ROYAL HOTEL & BRAESIDE COOKSTOWN 100