




Royal Hotel
& BRAESIDE

COOKSTOWN 100

Friday 29th & Saturday 30th April 2011

promoted by Cookstown & District MCC
www.cookstown100.com

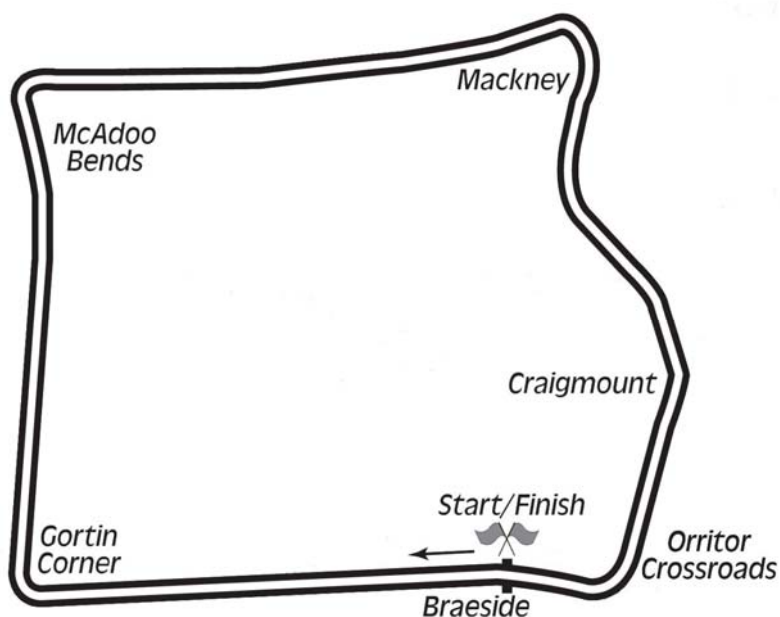
ROYAL HOTEL & BRAESIDE
250cc GP



2&4
WHEEL MOTORSPORT
STEERING GROUP LTD.

BBC SPORT NI

Orritor Circuit 2.1 miles



LAP RECORDS

Class	Rider	Machine	m s	mph	Year
125cc	William Dunlop	Honda	1 34.755	79.785	2010
Moto 450	to be established				
250cc	William Dunlop	Honda	1 29.658	84.320	2009
Supersport 400	Ryan Farquhar	Kawasaki	1 36.97	77.962	2003
Supertwins	Ryan Farquhar	Kawasaki 650	1 32.665	81.584	2010
Supersport	Keith Amor	Honda	1 25.144	88.791	2009
Open 1000cc	Ryan Farquhar	Kawasaki	1 23.250	90.811	2010
Senior Support	Gary Robinson	Yamaha 600	1 29.956	84.041	2007
Junior Support	Michael Dunlop	Yamaha 250	1 36.181	78.602	2006
Classic 1000cc	Wattie Brown	Norton 920	1 40.273	75.394	2006
Classic 500cc	Neill McWhirter	Norton	1 41.491	74.489	2010
Classic 350cc	Paul Coward	Honda	1 43.421	73.099	2004
Classic 250cc	Geoff McMullan	Suzuki	1 47.294	70.461	2006

MOST WINS at COOKSTOWN 100

Ryan Farquhar	17	1996 - 10
Ray McCullough	14	1967 - 79
Joey Dunlop	11	1977 - 98
Robert Dunlop	11	1985 - 08
Phillip McCallen	10	1987 - 96
Courtney Junk	8	1974 - 83
Mervyn Elwood	8	1987 - 97

ALL TIME IRISH ROAD RACE WINNERS (after Killalane 2010)

Most Wins at All Irish Road Race Meetings

1. Joey Dunlop	156	1971-00
2. Ryan Farquhar	155	1995-10
3. Robert Dunlop	135	1980-08
4. Ray McCullough	109	1960-82
Phillip McCallen	109	1987-99

Most Wins at Irish National Road Race Meetings

1. Ryan Farquhar	145	1995-10
2. Joey Dunlop	119	1971-00
3. Robert Dunlop	111	1980-08
4. Ray McCullough	99	1960-82
5. Phillip McCallen	84	1987-99

THE ROYAL HOTEL & BRAESIDE COOKSTOWN 100

250cc GP

Qualifying


Friday, 29 April 2011



Pos	Class	No	Name	Machine / Sponsor	Best Lap			Laps
					Time	Behind	Speed	
1	250R	6	William DUNLOP	Honda - MD	1:33.139		81.169	4
2	250R	71	Davy MORGAN	Honda - Davy Morgan #71 Supporters Club	1:34.317	1.178	80.155	4
3	250R	1	Darren BURNS	Honda - DB Racing/Cotter Motorcycles	1:35.516	2.377	79.149	3
4	250R	28	Wayne HAMILTON	Honda - D & G W Racing	1:35.815	2.676	78.902	2
5	250R	97	Seamus ELLIOTT	Honda - Logan Racing	1:36.110	2.971	78.660	4
6	250R	18	Paul ROBINSON	Honda - D & G W Racing	1:37.127	3.988	77.836	4
7	250R	104	Daley MATHISON	Honda - D & G W Racing	1:37.521	4.382	77.522	4
8	250R	9	Wayne KENNEDY	Honda - Cleaver Browne	1:37.581	4.442	77.474	4
9	250R	19	Kevin STROWGER	Honda	1:38.008	4.869	77.137	3
10	250R	57	Ian MORRELL	Honda	1:39.816	6.677	75.739	4
11	250R	58	Chris BARTON	Honda - BB Racing	1:40.911	7.772	74.918	4
12	250R	7	Ciaran DONNELLY	Honda	1:41.514	8.375	74.472	4
13	250R	80	Phill ARCHER	Honda	1:41.880	8.741	74.205	4
14	250R	11	Peter WAKEFIELD	Honda - PW Racing	1:44.189	11.050	72.560	4
15	250R	24	Bryan ALLAN	Honda - Cairngorm Hotel Aviemore	2:28.180	55.041	51.019	1

Qualifying Classification

These Results are provisional and are subject to ratification by the Stewards of the Meeting.

Track	Orritor	Signed		Organising Club	Cookstown & District MCC
Length(miles)	2.1000		Chief Timekeeper	Qualifying Started	19:29:50.353
Weather	Sunny, 16°C, 65%RH	Issued At:	19:40:41		
Track	Dry, 18°C				



MCUI
Ulster Centre
Timing
www.elaps-timing.com



Powered by
e-Laps II
© 2008
Walter Marks



250cc GP

Qualifying

Friday, 29 April 2011

DETAILED RESULT

Qualifying Classification

Position

1 6 William DUNLOP

Behind

Best Time **1:33.139** Best Speed **81.169** On **4** Gp **a**

Lap	Elapsed Time	Lap Time	Lap Speed
1	2:39.576	2:39.576	47.376
2	4:17.573	1:37.997	77.145
3	5:52.100	1:34.527	79.977
4	7:25.239	1:33.139	81.169

2 71 Davy MORGAN

Behind **1.178**

Best Time **1:34.317** Best Speed **80.155** On **4** Gp **a**

Lap	Elapsed Time	Lap Time	Lap Speed
1	1:54.553	1:54.553	65.996
2	3:31.504	1:36.951	77.978
3	5:07.484	1:35.980	78.766
4	6:41.801	1:34.317	80.155

3 1 Darren BURNS

Behind **2.377**

Best Time **1:35.516** Best Speed **79.149** On **3** Gp **a**

Lap	Elapsed Time	Lap Time	Lap Speed
1	3:51.875	3:51.875	32.604
2	5:29.204	1:37.329	77.675
3	7:04.720	1:35.516	79.149

4 28 Wayne HAMILTON

Behind **2.676**

Best Time **1:35.815** Best Speed **78.902** On **2** Gp **a**

Lap	Elapsed Time	Lap Time	Lap Speed
1	1:41.923	1:41.923	74.174
2	3:17.738	1:35.815	78.902
3	5:21.191	2:03.453	61.238
4	6:57.809	1:36.618	78.246

5 97 Seamus ELLIOTT

Behind **2.971**

Best Time **1:36.110** Best Speed **78.660** On **4** Gp **a**

Lap	Elapsed Time	Lap Time	Lap Speed
1	1:54.154	1:54.154	66.226
2	3:32.681	1:38.527	76.730
3	5:09.723	1:37.042	77.904
4	6:45.833	1:36.110	78.660

Qualifying Classification

Position

6 18 Paul ROBINSON

Behind **3.988**

Best Time **1:37.127** Best Speed **77.836** On **4** Gp **a**

Lap	Elapsed Time	Lap Time	Lap Speed
1	2:09.922	2:09.922	58.189
2	3:50.823	1:40.901	74.925
3	5:28.962	1:38.139	77.034
4	7:06.089	1:37.127	77.836

7 104 Daley MATHISON

Behind **4.382**

Best Time **1:37.521** Best Speed **77.522** On **4** Gp **a**

Lap	Elapsed Time	Lap Time	Lap Speed
1	2:36.139	2:36.139	48.418
2	4:16.047	1:39.908	75.670
3	5:54.192	1:38.145	77.029
4	7:31.713	1:37.521	77.522

8 9 Wayne KENNEDY

Behind **4.442**

Best Time **1:37.581** Best Speed **77.474** On **4** Gp **a**

Lap	Elapsed Time	Lap Time	Lap Speed
1	1:59.566	1:59.566	63.229
2	3:37.964	1:38.398	76.831
3	5:18.002	1:40.038	75.571
4	6:55.583	1:37.581	77.474

9 19 Kevin STROWGER

Behind **4.869**

Best Time **1:38.008** Best Speed **77.137** On **3** Gp **a**

Lap	Elapsed Time	Lap Time	Lap Speed
1	2:40.038	2:40.038	47.239
2	4:18.924	1:38.886	76.452
3	5:56.932	1:38.008	77.137
4	7:35.468	1:38.536	76.723

10 57 Ian MORRELL

Behind **6.677**

Best Time **1:39.816** Best Speed **75.739** On **4** Gp **a**

Lap	Elapsed Time	Lap Time	Lap Speed
1	2:10.520	2:10.520	57.922
2	3:53.019	1:42.499	73.757
3	5:33.067	1:40.048	75.564
4	7:12.883	1:39.816	75.739



250cc GP

Qualifying

Friday, 29 April 2011

DETAILED RESULT

Qualifying Classification

Position

11 58 Chris BARTON

Behind 7.772

Best Time 1:40.911 Best Speed 74.918 On 4 Gp a

Lap	Elapsed Time	Lap Time	Lap Speed
1	2:14.266	2:14.266	56.306
2	3:56.985	1:42.719	73.599
3	5:38.303	1:41.318	74.617
4	7:19.214	1:40.911	74.918

12 7 Ciaran DONNELLY

Behind 8.375

Best Time 1:41.514 Best Speed 74.472 On 4 Gp a

Lap	Elapsed Time	Lap Time	Lap Speed
1	2:13.280	2:13.280	56.723
2	3:59.627	1:46.347	71.088
3	5:42.382	1:42.755	73.573
4	7:23.896	1:41.514	74.472

13 80 Phill ARCHER

Behind 8.741

Best Time 1:41.880 Best Speed 74.205 On 4 Gp a

Lap	Elapsed Time	Lap Time	Lap Speed
1	1:52.874	1:52.874	66.977
2	3:37.770	1:44.896	72.071
3	5:22.716	1:44.946	72.037
4	7:04.596	1:41.880	74.205

14 11 Peter WAKEFIELD

Behind 11.050

Best Time 1:44.189 Best Speed 72.560 On 4 Gp a

Lap	Elapsed Time	Lap Time	Lap Speed
1	2:07.561	2:07.561	59.266
2	3:52.825	1:45.264	71.819
3	5:37.656	1:44.831	72.116
4	7:21.845	1:44.189	72.560

15 24 Bryan ALLAN

Behind 55.041

Best Time 2:28.180 Best Speed 51.019 On 1 Gp a

Lap	Elapsed Time	Lap Time	Lap Speed
1	2:28.180	2:28.180	51.019

ROYAL HOTEL & BRAESIDE COOKSTOWN 100

250cc GP

Orritor 2.100 Miles

R4: Royal Hotel & Braeside 250cc Race

30/04/2011 11:10

Race (8 Laps)

Race 4 - 250cc GP

7	11	24	
6 B	19 58	20 7	80
5	16 9	17 19	18 57
	13	14	15
4		11	12
3	10 104		
2 A	7 28	8 97	9 18
1	4 6	5 71	6 1
	POLE POSITION 1	2	3



Provisional result subject to confirmation by the Stewards of the Meeting

Orbits

Promoted by Cookstown & District MCC

www.amb-it.com

MCUI (Ulster Centre) Timing

www.mylaps.com

www.elaps-timing.com

Licensed to: MCUI

THE ROYAL HOTEL & BRAESIDE COOKSTOWN 100

250cc GP

Race 4 - Royal Hotel & Braeside 250cc

Saturday, 30 April 2011



Pos	Class	No	Name	Machine / Sponsor	Gp	Laps	Total Time	Behind	Speed	-----Best Lap-----		
										Time	Speed	On


Race Classification

1	250R	6	William DUNLOP	Honda - MD	a	8	12:30.243		80.614	1:31.076	83.008	7
2	250R	97	Seamus ELLIOTT	Honda - Logan Racing	a	8	12:31.233	0.990	80.508	1:30.937	83.134	8
3	250R	71	Davy MORGAN	Honda - Davy Morgan #71 Supporters Club	a	8	12:32.534	2.291	80.368	1:32.311	81.897	7
4	250R	1	Darren BURNS	Honda - DB Racing/Cotter Motorcycles	a	8	12:47.397	17.154	78.812	1:34.200	80.255	5
5	250R	9	Wayne KENNEDY	Honda - Cleaver Browne	b	8	12:58.998	28.755	77.638	1:36.138	78.637	4
6	250R	104	Daley MATHISON	Honda - D & G W Racing	a	8	13:00.688	30.445	77.470	1:35.801	78.914	7
7	250R	7	Ciaran DONNELLY	Honda	b	8	13:06.591	36.348	76.889	1:36.139	78.636	7
8	250R	19	Kevin STROWGER	Honda	b	8	13:10.186	39.943	76.539	1:36.170	78.611	7
9	250R	18	Paul ROBINSON	Honda - D & G W Racing	a	8	13:10.352	40.109	76.523	1:33.797	80.600	4
10	250R	28	Wayne HAMILTON	Honda - D & G W Racing	a	8	13:10.900	40.657	76.470	1:32.309	81.899	6
11	250R	57	Ian MORRELL	Honda	b	8	13:18.762	48.519	75.717	1:38.536	76.723	7
12	250R	80	Phill ARCHER	Honda	b	8	13:34.322	1:04.079	74.270	1:39.884	75.688	7
13	250R	11	Peter WAKEFIELD	Honda - PW Racing	b	8	13:37.765	1:07.522	73.958	1:40.050	75.562	6
14	250R	58	Chris BARTON	Honda - BB Racing	b	8	13:46.769	1:16.526	73.152	1:41.396	74.559	4

Fastest Lap

250R	97	Seamus ELLIOTT	Honda - Logan Racing	a						1:30.937	83.134	8
------	----	----------------	----------------------	---	--	--	--	--	--	----------	--------	---

These Results are provisional and are subject to ratification by the Stewards of the Meeting.

Track	Orritor	Signed		Organising Club	Cookstown & District MCC
Length(miles)	2.1000		Chief Timekeeper	Warmup Started	
Weather	Sunny, 18°C,41%RH			Race Started	11:55:14.913
Track	Dry, 20°C	Issued At:	12:09:59	Gp Time Diff - b	12.23



MCUI
Ulster Centre
Timing
www.elaps-timing.com



Powered by
e-Laps II
© 2008
Walter Marks

THE ROYAL HOTEL & BRAESIDE COOKSTOWN 100



250cc GP

Race 4 - Royal Hotel & Braeside 250cc

Saturday, 30 April 2011

DETAILED RESULT

Race Classification

1 6 William DUNLOP

Total Time **12:30.243** Avg Speed **80.614** Behind
Best Time **1:31.076** Best Speed **83.008** On **7** Gp **a**

Lap	Elapsed Time	Lap Time	Lap Speed
1	1:43.567	1:43.567	72.996
2	3:17.451	1:33.884	80.525
3	4:49.919	1:32.468	81.758
4	6:22.667	1:32.748	81.511
5	7:55.272	1:32.605	81.637
6	9:26.807	1:31.535	82.591
7	10:57.883	1:31.076	83.008
8	12:30.243	1:32.360	81.854

2 97 Seamus ELLIOTT

Total Time **12:31.233** Avg Speed **80.508** Behind **0.990**
Best Time **1:30.937** Best Speed **83.134** On **8** Gp **a**

Lap	Elapsed Time	Lap Time	Lap Speed
1	1:40.096	1:40.096	75.527
2	3:14.574	1:34.478	80.019
3	4:48.381	1:33.807	80.591
4	6:22.261	1:33.880	80.528
5	7:55.676	1:33.415	80.929
6	9:28.098	1:32.422	81.799
7	11:00.296	1:32.198	81.997
8	12:31.233	1:30.937	83.134

3 71 Davy MORGAN

Total Time **12:32.534** Avg Speed **80.368** Behind **2.291**
Best Time **1:32.311** Best Speed **81.897** On **7** Gp **a**

Lap	Elapsed Time	Lap Time	Lap Speed
1	1:40.886	1:40.886	74.936
2	3:15.294	1:34.408	80.078
3	4:48.608	1:33.314	81.017
4	6:22.488	1:33.880	80.528
5	7:55.191	1:32.703	81.551
6	9:27.631	1:32.440	81.783
7	10:59.942	1:32.311	81.897
8	12:32.534	1:32.592	81.649

Race Classification

4 1 Darren BURNS

Total Time **12:47.397** Avg Speed **78.812** Behind **17.154**
Best Time **1:34.200** Best Speed **80.255** On **5** Gp **a**

Lap	Elapsed Time	Lap Time	Lap Speed
1	1:39.958	1:39.958	75.632
2	3:14.932	1:34.974	79.601
3	4:49.453	1:34.521	79.982
4	6:24.047	1:34.594	79.921
5	7:58.247	1:34.200	80.255
6	9:32.804	1:34.557	79.952
7	11:09.685	1:36.881	78.034
8	12:47.397	1:37.712	77.370

5 9 Wayne KENNEDY

Total Time **12:58.998** Avg Speed **77.638** Behind **28.755**
Best Time **1:36.138** Best Speed **78.637** On **4** Gp **b**

Lap	Elapsed Time	Lap Time	Lap Speed
1	1:41.408	1:41.408	74.550
2	3:17.885	1:36.477	78.361
3	4:54.770	1:36.885	78.031
4	6:30.908	1:36.138	78.637
5	8:07.753	1:36.845	78.063
6	9:44.347	1:36.594	78.266
7	11:21.996	1:37.649	77.420
8	12:58.998	1:37.002	77.937

6 104 Daley MATHISON

Total Time **13:00.688** Avg Speed **77.470** Behind **30.445**
Best Time **1:35.801** Best Speed **78.914** On **7** Gp **a**

Lap	Elapsed Time	Lap Time	Lap Speed
1	1:44.785	1:44.785	72.148
2	3:21.560	1:36.775	78.119
3	4:58.059	1:36.499	78.343
4	6:34.972	1:36.913	78.008
5	8:11.969	1:36.997	77.941
6	9:48.449	1:36.480	78.358
7	11:24.250	1:35.801	78.914
8	13:00.688	1:36.438	78.392



250cc GP

Race 4 - Royal Hotel & Braeside 250cc

Saturday, 30 April 2011

DETAILED RESULT

Race Classification

7 **7 Ciaran DONNELLY**
 Total Time **13:06.591** Avg Speed **76.889** Behind **36.348**
 Best Time **1:36.139** Best Speed **78.636** On **7** Gp **b**

Lap	Elapsed Time	Lap Time	Lap Speed
1	1:46.119	1:46.119	71.241
2	3:24.718	1:38.599	76.674
3	5:03.393	1:38.675	76.615
4	6:40.276	1:36.883	78.032
5	8:17.083	1:36.807	78.094
6	9:53.744	1:36.661	78.211
7	11:29.883	1:36.139	78.636
8	13:06.591	1:36.708	78.173

Race Classification

10 **28 Wayne HAMILTON**
 Total Time **13:10.900** Avg Speed **76.470** Behind **40.657**
 Best Time **1:32.309** Best Speed **81.899** On **6** Gp **a**

Lap	Elapsed Time	Lap Time	Lap Speed
1	1:42.271	1:42.271	73.921
2	3:15.828	1:33.557	80.806
3	4:49.563	1:33.735	80.653
4	6:23.152	1:33.589	80.779
5	7:56.119	1:32.967	81.319
6	9:28.428	1:32.309	81.899
7	11:30.789	2:02.361	61.784
8	13:10.900	1:40.111	75.516

8 **19 Kevin STROWGER**

Total Time **13:10.186** Avg Speed **76.539** Behind **39.943**
 Best Time **1:36.170** Best Speed **78.611** On **7** Gp **b**

Lap	Elapsed Time	Lap Time	Lap Speed
1	1:45.288	1:45.288	71.803
2	3:23.233	1:37.945	77.186
3	5:00.872	1:37.639	77.428
4	6:38.828	1:37.956	77.178
5	8:17.423	1:38.595	76.677
6	9:54.267	1:36.844	78.064
7	11:30.437	1:36.170	78.611
8	13:10.186	1:39.749	75.790

11 **57 Ian MORRELL**

Total Time **13:18.762** Avg Speed **75.717** Behind **48.519**
 Best Time **1:38.536** Best Speed **76.723** On **7** Gp **b**

Lap	Elapsed Time	Lap Time	Lap Speed
1	1:44.463	1:44.463	72.370
2	3:24.064	1:39.601	75.903
3	5:03.019	1:38.955	76.398
4	6:43.302	1:40.283	75.387
5	8:22.702	1:39.400	76.056
6	10:01.584	1:38.882	76.455
7	11:40.120	1:38.536	76.723
8	13:18.762	1:38.642	76.641

9 **18 Paul ROBINSON**

Total Time **13:10.352** Avg Speed **76.523** Behind **40.109**
 Best Time **1:33.797** Best Speed **80.600** On **4** Gp **a**

Lap	Elapsed Time	Lap Time	Lap Speed
1	1:43.301	1:43.301	73.184
2	3:18.174	1:34.873	79.685
3	4:52.588	1:34.414	80.073
4	6:26.385	1:33.797	80.600
5	8:24.535	1:58.150	63.986
6	9:59.609	1:35.074	79.517
7	11:34.518	1:34.909	79.655
8	13:10.352	1:35.834	78.886

12 **80 Phill ARCHER**

Total Time **13:34.322** Avg Speed **74.270** Behind **1:04.079**
 Best Time **1:39.884** Best Speed **75.688** On **7** Gp **b**

Lap	Elapsed Time	Lap Time	Lap Speed
1	1:49.232	1:49.232	69.210
2	3:30.998	1:41.766	74.288
3	5:12.624	1:41.626	74.390
4	6:53.586	1:40.962	74.880
5	8:33.678	1:40.092	75.531
6	10:14.239	1:40.561	75.178
7	11:54.123	1:39.884	75.688
8	13:34.322	1:40.199	75.450



MCUI
 Ulster Centre
 Timing
 www.elaps-timing.com



Powered by
 e-Laps II
 © 2008
 Walter Marks

THE ROYAL HOTEL & BRAESIDE COOKSTOWN 100

250cc GP

Race 4 - Royal Hotel & Braeside 250cc

Saturday, 30 April 2011

DETAILED RESULT



Race Classification

13 11 Peter WAKEFIELD

Total Time **13:37.765** Avg Speed **73.958** Behind **1:07.522**

Best Time **1:40.050** Best Speed **75.562** On **6** Gp **b**

Lap	Elapsed Time	Lap Time	Lap Speed
1	1:50.236	1:50.236	68.580
2	3:32.851	1:42.615	73.673
3	5:14.572	1:41.721	74.321
4	6:55.701	1:41.129	74.756
5	8:35.903	1:40.202	75.448
6	10:15.953	1:40.050	75.562
7	11:56.427	1:40.474	75.243
8	13:37.765	1:41.338	74.602


14 58 Chris BARTON

Total Time **13:46.769** Avg Speed **73.152** Behind **1:16.526**

Best Time **1:41.396** Best Speed **74.559** On **4** Gp **b**

Lap	Elapsed Time	Lap Time	Lap Speed
1	1:49.773	1:49.773	68.869
2	3:32.238	1:42.465	73.781
3	5:13.860	1:41.622	74.393
4	6:55.256	1:41.396	74.559
5	8:38.375	1:43.119	73.313
6	10:20.761	1:42.386	73.838
7	12:03.563	1:42.802	73.539
8	13:46.769	1:43.206	73.252

THE ROYAL HOTEL & BRAESIDE COOKSTOWN 100




250cc GP

Race 4 - Royal Hotel & Braeside 250cc

LAP CHART

1					3					5				
No	Name	G	Elapsed Time	Lap Time	No	Name	G	Elapsed Time	Lap Time	No	Name	G	Elapsed Time	Lap Time
1	Darren BURNS	a	1:39.958	1:39.958	97	Seamus ELLIOTT	a	4:48.381	1:33.807	71	Davy MORGAN	a	7:55.191	1:32.703
97	Seamus ELLIOTT	a	1:40.096	1:40.096	71	Davy MORGAN	a	4:48.608	1:33.314	6	William DUNLOP	a	7:55.272	1:32.605
71	Davy MORGAN	a	1:40.886	1:40.886	1	Darren BURNS	a	4:49.453	1:34.521	97	Seamus ELLIOTT	a	7:55.676	1:33.415
9	Wayne KENNEDY	b	1:41.408	1:41.408	28	Wayne HAMILTON	a	4:49.563	1:33.735	28	Wayne HAMILTON	a	7:56.119	1:32.967
28	Wayne HAMILTON	a	1:42.271	1:42.271	6	William DUNLOP	a	4:49.919	1:32.468	1	Darren BURNS	a	7:58.247	1:34.200
18	Paul ROBINSON	a	1:43.301	1:43.301	18	Paul ROBINSON	a	4:52.588	1:34.414	9	Wayne KENNEDY	b	8:07.753	1:36.845
6	William DUNLOP	a	1:43.567	1:43.567	9	Wayne KENNEDY	b	4:54.770	1:36.885	104	Daley MATHISON	a	8:11.969	1:36.997
57	Ian MORRELL	b	1:44.463	1:44.463	104	Daley MATHISON	a	4:58.059	1:36.499	7	Ciaran DONNELLY	b	8:17.083	1:36.807
104	Daley MATHISON	a	1:44.785	1:44.785	19	Kevin STROWGER	b	5:00.872	1:37.639	19	Kevin STROWGER	b	8:17.423	1:38.595
19	Kevin STROWGER	b	1:45.288	1:45.288	57	Ian MORRELL	b	5:03.019	1:38.955	57	Ian MORRELL	b	8:22.702	1:39.400
7	Ciaran DONNELLY	b	1:46.119	1:46.119	7	Ciaran DONNELLY	b	5:03.393	1:38.675	18	Paul ROBINSON	a	8:24.535	1:58.150
80	Phill ARCHER	b	1:49.232	1:49.232	80	Phill ARCHER	b	5:12.624	1:41.626	80	Phill ARCHER	b	8:33.678	1:40.092
58	Chris BARTON	b	1:49.773	1:49.773	58	Chris BARTON	b	5:13.860	1:41.622	11	Peter WAKEFIELD	b	8:35.903	1:40.202
11	Peter WAKEFIELD	b	1:50.236	1:50.236	11	Peter WAKEFIELD	b	5:14.572	1:41.721	58	Chris BARTON	b	8:38.375	1:43.119

2					4					6				
No	Name	G	Elapsed Time	Lap Time	No	Name	G	Elapsed Time	Lap Time	No	Name	G	Elapsed Time	Lap Time
97	Seamus ELLIOTT	a	3:14.574	1:34.478	97	Seamus ELLIOTT	a	6:22.261	1:33.880	6	William DUNLOP	a	9:26.807	1:31.535
1	Darren BURNS	a	3:14.932	1:34.974	71	Davy MORGAN	a	6:22.488	1:33.880	71	Davy MORGAN	a	9:27.631	1:32.440
71	Davy MORGAN	a	3:15.294	1:34.408	6	William DUNLOP	a	6:22.667	1:32.748	97	Seamus ELLIOTT	a	9:28.098	1:32.422
28	Wayne HAMILTON	a	3:15.828	1:33.557	28	Wayne HAMILTON	a	6:23.152	1:33.589	28	Wayne HAMILTON	a	9:28.428	1:32.309
6	William DUNLOP	a	3:17.451	1:33.884	1	Darren BURNS	a	6:24.047	1:34.594	1	Darren BURNS	a	9:32.804	1:34.557
9	Wayne KENNEDY	b	3:17.885	1:36.477	18	Paul ROBINSON	a	6:26.385	1:33.797	9	Wayne KENNEDY	b	9:44.347	1:36.594
18	Paul ROBINSON	a	3:18.174	1:34.873	9	Wayne KENNEDY	b	6:30.908	1:36.138	104	Daley MATHISON	a	9:48.449	1:36.480
104	Daley MATHISON	a	3:21.560	1:36.775	104	Daley MATHISON	a	6:34.972	1:36.913	7	Ciaran DONNELLY	b	9:53.744	1:36.661
19	Kevin STROWGER	b	3:23.233	1:37.945	19	Kevin STROWGER	b	6:38.828	1:37.956	19	Kevin STROWGER	b	9:54.267	1:36.844
57	Ian MORRELL	b	3:24.064	1:39.601	7	Ciaran DONNELLY	b	6:40.276	1:36.883	18	Paul ROBINSON	a	9:59.609	1:35.074
7	Ciaran DONNELLY	b	3:24.718	1:38.599	57	Ian MORRELL	b	6:43.302	1:40.283	57	Ian MORRELL	b	10:01.584	1:38.882
80	Phill ARCHER	b	3:30.998	1:41.766	80	Phill ARCHER	b	6:53.586	1:40.962	80	Phill ARCHER	b	10:14.239	1:40.561
58	Chris BARTON	b	3:32.238	1:42.465	58	Chris BARTON	b	6:55.256	1:41.396	11	Peter WAKEFIELD	b	10:15.953	1:40.050
11	Peter WAKEFIELD	b	3:32.851	1:42.615	11	Peter WAKEFIELD	b	6:55.701	1:41.129	58	Chris BARTON	b	10:20.761	1:42.386



250cc GP

Race 4 - Royal Hotel & Braeside 250cc

LAP CHART

7

No	Name	G	Elapsed Time	Lap Time
6	William DUNLOP	a	10:57.883	1:31.076
71	Davy MORGAN	a	10:59.942	1:32.311
97	Seamus ELLIOTT	a	11:00.296	1:32.198
1	Darren BURNS	a	11:09.685	1:36.881
9	Wayne KENNEDY	b	11:21.996	1:37.649
104	Daley MATHISON	a	11:24.250	1:35.801
7	Ciaran DONNELLY	b	11:29.883	1:36.139
19	Kevin STROWGER	b	11:30.437	1:36.170
28	Wayne HAMILTON	a	11:30.789	2:02.361
18	Paul ROBINSON	a	11:34.518	1:34.909
57	Ian MORRELL	b	11:40.120	1:38.536
80	Phill ARCHER	b	11:54.123	1:39.884
11	Peter WAKEFIELD	b	11:56.427	1:40.474
58	Chris BARTON	b	12:03.563	1:42.802

8

No	Name	G	Elapsed Time	Lap Time
6	William DUNLOP	a	12:30.243	1:32.360
97	Seamus ELLIOTT	a	12:31.233	1:30.937
71	Davy MORGAN	a	12:32.534	1:32.592
1	Darren BURNS	a	12:47.397	1:37.712
9	Wayne KENNEDY	b	12:58.998	1:37.002
104	Daley MATHISON	a	13:00.688	1:36.438
7	Ciaran DONNELLY	b	13:06.591	1:36.708
19	Kevin STROWGER	b	13:10.186	1:39.749
18	Paul ROBINSON	a	13:10.352	1:35.834
28	Wayne HAMILTON	a	13:10.900	1:40.111
57	Ian MORRELL	b	13:18.762	1:38.642
80	Phill ARCHER	b	13:34.322	1:40.199
11	Peter WAKEFIELD	b	13:37.765	1:41.338
58	Chris BARTON	b	13:46.769	1:43.206

IRISH ROAD RACE 250GP (subject to confirmation)

2011

					#1	
Pos	No.	Name	Total	Diff	Gap	R4
1	6	William DUNLOP	25	0	0	25
2	97	Seamus ELLIOTT	20	5	5	20
3	71	Davy MORGAN	16	9	4	16
4	1	Darren BURNS	13	12	3	13
5	9	Wayne KENNEDY	11	14	2	11
6	104	Daley MATHISON	10	15	1	10
7	7	Ciaran DONNELLY	9	16	1	9
8	19	Kevin STROWGER	8	17	1	8
9	18	Paul ROBINSON	7	18	1	7
10	28	Wayne HAMILTON	6	19	1	6
11	57	Ian MORRELL	5	20	1	5
12	80	Phil ARCHER	4	21	1	4
13	11	Peter WAKEFIELD	3	22	1	3
14	58	Chris BARTON	2	23	1	2

Event Legend

#1 29/04/2011 ROYAL HOTEL & BRAESIDE COOKSTOWN 100

Championship Standings of ULSTER ROAD RACE 250GP (subject to confirmation) Printed:: 30/04/2011 12:11:18

ULSTER ROAD RACE 250GP (subject to confirmation)

2011

					#1	
Pos	No.	Name	Total	Diff	Gap	R4
1	6	William DUNLOP	25	0	0	25
2	97	Seamus ELLIOTT	20	5	5	20
3	71	Davy MORGAN	16	9	4	16
4	1	Darren BURNS	13	12	3	13
5	9	Wayne KENNEDY	11	14	2	11
6	104	Daley MATHISON	10	15	1	10
7	7	Ciaran DONNELLY	9	16	1	9
8	19	Kevin STROWGER	8	17	1	8
9	18	Paul ROBINSON	7	18	1	7
10	28	Wayne HAMILTON	6	19	1	6
11	57	Ian MORRELL	5	20	1	5
12	80	Phil ARCHER	4	21	1	4
13	11	Peter WAKEFIELD	3	22	1	3
14	58	Chris BARTON	2	23	1	2

Event Legend

#1 29/04/2011 ROYAL HOTEL & BRAESIDE COOKSTOWN 100