



Royal Hotel
& BRAESIDE

COOKSTOWN 100


Friday 23rd & Saturday 24th April 2010

promoted by Cookstown & District MCC
www.cookstown100.com

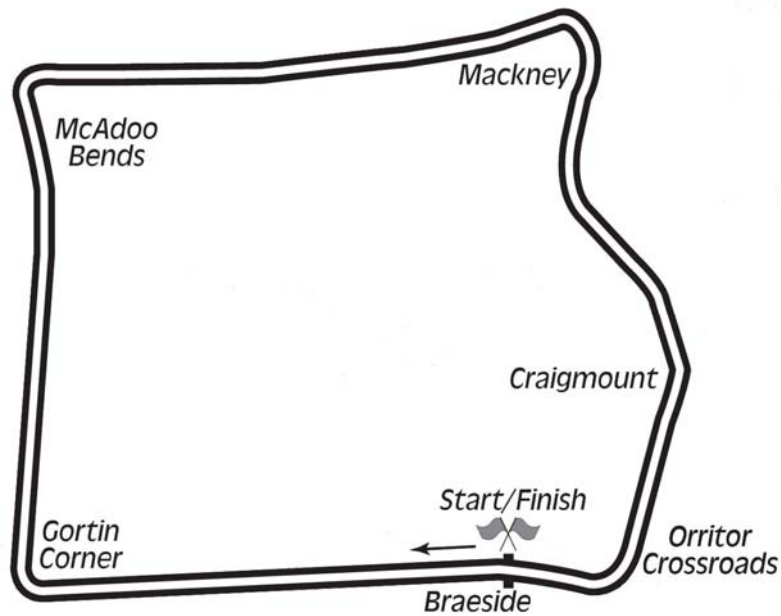
DISCOUNT STORES



SENIOR SUPPORT



Orritor Circuit 2.1 miles



LAP RECORDS

Class	Rider	Machine	m s	mph	Year
125cc	Darran Lindsay	Honda	1 34.778	79.765	2005
250cc	William Dunlop	Honda	1 29.658	84.320	2009
Supersport 400	Ryan Farquhar	Kawasaki	1 36.97	77.962	2003
Supertwins	Ryan Farquhar	Kawasaki 650	1 34.182	80.270	2009
Supersport	Keith Amor	Honda	1 25.144	88.791	2009
Open 1000cc	Keith Amor	Honda	1 23.378	90.671	2009
Senior Support	Gary Robinson	Yamaha 600	1 29.956	84.041	2007
Junior Support	Michael Dunlop	Yamaha 250	1 36.181	78.602	2006
Classic 1000cc	Wattie Brown	Norton 920	1 40.273	75.394	2006
Classic 500cc	Colin Rodgers	Honda	1 42.787	73.550	2004
Classic 350cc	Paul Coward	Honda	1 43.421	73.099	2004
Classic 250cc	Geoff McMullan	Suzuki	1 47.294	70.461	2006

MOST WINS at COOKSTOWN 100

Ray McCullough	14	1967 - 79
Ryan Farquhar	13	1996 - 09
Joey Dunlop	11	1977 - 98
Robert Dunlop	11	1985 - 08
Phillip McCallen	10	1987 - 96
Courtney Junk	8	1974 - 83
Mervyn Elwood	8	1987 - 97

ALL TIME IRISH ROAD RACE WINNERS (after Killalane 2009)

Most Wins at All Irish Road Race Meetings			Most Wins at Irish National Road Race Meetings		
1.	Joey Dunlop	156 1971-00	1.	Ryan Farquhar	121 1995-09
2.	Robert Dunlop	135 1980-08	2.	Joey Dunlop	119 1971-00
3.	Ryan Farquhar	130 1995-09	3.	Robert Dunlop	111 1980-08
4.	Ray McCullough	109 1960-82	4.	Ray McCullough	99 1960-82
5.	Phillip McCallen	109 1987-99	5.	Phillip McCallen	84 1987-99




SENIOR SUPPORT

Group A Qualifying

Friday, 23 April 2010

Pos	Class	No	Name	Machine / Sponsor	----- Best Lap -----			On	Laps
					Time	Behind	Speed		
Qualifying Classification									
1	SSEN	122	Alan BONNER	Yamaha 600 - MD Protec Security Ltd	1:34.272		80.193	5	6
2	SSEN	45	Craig SHIRLAW	Kawasaki 600 - Shirlaws Motorcycles	1:36.539	2.267	78.310	5	6
3	SSEN	120	Jonathan MARK	Honda 600 - JMR	1:37.184	2.912	77.791	4	6
4	SSEN	40	Peter O FLAHERTY	Suzuki 750	1:37.271	2.999	77.721	5	6
5	SSEN	68	Noel BOYD	Suzuki 600	1:38.330	4.058	76.884	3	6
6	SSEN	60	George SCOTT	Honda 600	1:38.517	4.245	76.738	2	6
7	SSEN	150	Liam KELLY	Yamaha 600	1:39.802	5.530	75.750	5	6
8	SSEN	44	Mick JORDAN	Honda 600	1:39.936	5.664	75.648	5	6
9	SSEN	8	Mark LARKIN	Honda 600	1:41.283	7.011	74.642	4	6
10	SSEN	74	Gerry O KANE jnr	Yamaha 600	1:41.457	7.185	74.514	5	5
11	SSEN	30	Aron HATCH	Yamaha 600	1:42.379	8.107	73.843	5	6
12	SSEN	174	Rodney PATTON	Suzuki 600 - N.J.T. Racing	1:42.408	8.136	73.822	5	5
13	SSEN	14	Rodney LITTLE	Yamaha 600	1:42.892	8.620	73.475	4	6
14	SSEN	96	Stephen CARR	Kawasaki 600	1:44.578	10.306	72.291	4	6
15	SSEN	46	Stephen WILSON	Suzuki 750	1:45.761	11.489	71.482	4	6
16	SSEN	104	Mark LINTON	Suzuki 750 - M-Tuning	1:49.455	15.183	69.069	2	6
17	SSEN	18	Stuart ROBB	Honda 600 - Moto World	1:49.844	15.572	68.825	2	6

These Results are provisional and are subject to ratification by the Stewards of the Meeting.

Track	Orritor	Signed		Organising Club	Cookstown & District MCC
Length(miles)	2.1000		Chief Timekeeper	Qualifying Started	18:23:10.154
Weather	Sunny	Issued At:	18:36:47		
Track	Dry				



MCUI
Ulster Centre
Timing
www.mcui-uc.org.uk



Powered by
e-Laps II
© 2008
Walter Marks



SENIOR SUPPORT

Group A Qualifying

Friday, 23 April 2010

DETAILED RESULT

Qualifying Classification

Position

1 122 Alan BONNER

Behind

Best Time **1:34.272** Best Speed **80.193** On **5** Gp **a**

Lap	Elapsed Time	Lap Time	Lap Speed
1	2:18.400	2:18.400	54.624
2	3:59.182	1:40.782	75.013
3	5:35.386	1:36.204	78.583
4	7:12.086	1:36.700	78.180
5	8:46.358	1:34.272	80.193
6	11:30.116	2:43.758	46.166

2 45 Craig SHIRLAW

Behind **2.267**

Best Time **1:36.539** Best Speed **78.310** On **5** Gp **a**

Lap	Elapsed Time	Lap Time	Lap Speed
1	2:11.836	2:11.836	57.344
2	3:50.567	1:38.731	76.572
3	5:30.679	1:40.112	75.515
4	7:07.446	1:36.767	78.126
5	8:43.985	1:36.539	78.310
6	10:52.062	2:08.077	59.027

3 120 Jonathan MARK

Behind **2.912**

Best Time **1:37.184** Best Speed **77.791** On **4** Gp **a**

Lap	Elapsed Time	Lap Time	Lap Speed
1	1:52.307	1:52.307	67.315
2	3:29.660	1:37.353	77.656
3	5:07.686	1:38.026	77.122
4	6:44.870	1:37.184	77.791
5	8:23.212	1:38.342	76.875
6	10:25.709	2:02.497	61.716

4 40 Peter O FLAHERTY

Behind **2.999**

Best Time **1:37.271** Best Speed **77.721** On **5** Gp **a**

Lap	Elapsed Time	Lap Time	Lap Speed
1	2:17.430	2:17.430	55.010
2	3:58.095	1:40.665	75.101
3	5:35.952	1:37.857	77.256
4	7:15.524	1:39.572	75.925
5	8:52.795	1:37.271	77.721
6	11:16.389	2:23.594	52.648

Qualifying Classification

Position

5 68 Noel BOYD

Behind **4.058**

Best Time **1:38.330** Best Speed **76.884** On **3** Gp **a**

Lap	Elapsed Time	Lap Time	Lap Speed
1	2:17.798	2:17.798	54.863
2	3:59.859	1:42.061	74.073
3	5:38.189	1:38.330	76.884
4	7:16.858	1:38.669	76.620
5	8:55.453	1:38.595	76.677
6	11:17.007	2:21.554	53.407

6 60 George SCOTT

Behind **4.245**

Best Time **1:38.517** Best Speed **76.738** On **2** Gp **a**

Lap	Elapsed Time	Lap Time	Lap Speed
1	1:53.534	1:53.534	66.588
2	3:32.051	1:38.517	76.738
3	5:10.792	1:38.741	76.564
4	6:49.438	1:38.646	76.638
5	8:28.745	1:39.307	76.128
6	10:29.527	2:00.782	62.592

7 150 Liam KELLY

Behind **5.530**

Best Time **1:39.802** Best Speed **75.750** On **5** Gp **a**

Lap	Elapsed Time	Lap Time	Lap Speed
1	2:01.454	2:01.454	62.246
2	3:42.728	1:41.274	74.649
3	5:23.342	1:40.614	75.139
4	7:03.216	1:39.874	75.695
5	8:43.018	1:39.802	75.750
6	10:51.214	2:08.196	58.972

8 44 Mick JORDAN

Behind **5.664**

Best Time **1:39.936** Best Speed **75.648** On **5** Gp **a**

Lap	Elapsed Time	Lap Time	Lap Speed
1	2:12.243	2:12.243	57.167
2	3:53.986	1:41.743	74.305
3	5:49.845	1:55.859	65.252
4	7:29.810	1:39.965	75.626
5	9:09.746	1:39.936	75.648
6	11:33.720	2:23.974	52.509





SENIOR SUPPORT

Group A Qualifying

Friday, 23 April 2010

DETAILED RESULT

Qualifying Classification

Position

9 **8 Mark LARKIN**

Behind **7.011**

Best Time **1:41.283** Best Speed **74.642** On **4** Gp **a**

Lap	Elapsed Time	Lap Time	Lap Speed
1	2:05.790	2:05.790	60.100
2	3:49.551	1:43.761	72.860
3	5:32.585	1:43.034	73.374
4	7:13.868	1:41.283	74.642
5	8:56.389	1:42.521	73.741
6	11:32.747	2:36.358	48.351

10 **74 Gerry O KANE jnr**

Behind **7.185**

Best Time **1:41.457** Best Speed **74.514** On **5** Gp **a**

Lap	Elapsed Time	Lap Time	Lap Speed
1	2:20.405	2:20.405	53.844
2	4:11.179	1:50.774	68.247
3	5:54.659	1:43.480	73.058
4	7:41.313	1:46.654	70.883
5	9:22.770	1:41.457	74.514

11 **30 Aron HATCH**

Behind **8.107**

Best Time **1:42.379** Best Speed **73.843** On **5** Gp **a**

Lap	Elapsed Time	Lap Time	Lap Speed
1	2:04.607	2:04.607	60.671
2	3:50.221	1:45.614	71.581
3	5:33.826	1:43.605	72.969
4	7:16.329	1:42.503	73.754
5	8:58.708	1:42.379	73.843
6	11:17.810	2:19.102	54.349

12 **174 Rodney PATTON**

Behind **8.136**

Best Time **1:42.408** Best Speed **73.822** On **5** Gp **a**

Lap	Elapsed Time	Lap Time	Lap Speed
1	2:31.409	2:31.409	49.931
2	4:17.193	1:45.784	71.466
3	6:02.913	1:45.720	71.510
4	7:45.689	1:42.776	73.558
5	9:28.097	1:42.408	73.822

Qualifying Classification

Position

13 **14 Rodney LITTLE**

Behind **8.620**

Best Time **1:42.892** Best Speed **73.475** On **4** Gp **a**

Lap	Elapsed Time	Lap Time	Lap Speed
1	2:33.322	2:33.322	49.308
2	4:19.109	1:45.787	71.464
3	6:03.469	1:44.360	72.442
4	7:46.361	1:42.892	73.475
5	9:31.706	1:45.345	71.764
6	11:31.717	2:00.011	62.994

14 **96 Stephen CARR**

Behind **10.306**

Best Time **1:44.578** Best Speed **72.291** On **4** Gp **a**

Lap	Elapsed Time	Lap Time	Lap Speed
1	2:17.323	2:17.323	55.053
2	4:03.813	1:46.490	70.993
3	5:51.363	1:47.550	70.293
4	7:35.941	1:44.578	72.291
5	9:22.429	1:46.488	70.994
6	11:36.935	2:14.506	56.206

15 **46 Stephen WILSON**

Behind **11.489**

Best Time **1:45.761** Best Speed **71.482** On **4** Gp **a**

Lap	Elapsed Time	Lap Time	Lap Speed
1	2:35.864	2:35.864	48.504
2	4:23.617	1:47.753	70.160
3	6:10.880	1:47.263	70.481
4	7:56.641	1:45.761	71.482
5	9:42.541	1:45.900	71.388
6	12:09.933	2:27.392	51.292

16 **104 Mark LINTON**

Behind **15.183**

Best Time **1:49.455** Best Speed **69.069** On **2** Gp **a**

Lap	Elapsed Time	Lap Time	Lap Speed
1	2:13.817	2:13.817	56.495
2	4:03.272	1:49.455	69.069
3	5:54.272	1:51.000	68.108
4	7:43.963	1:49.691	68.921
5	9:35.767	1:51.804	67.618
6	11:42.192	2:06.425	59.798





Qualifying Classification

Position

17 18 Stuart ROBB

Behind 15.572

Best Time 1:49.844 Best Speed 68.825 On 2 Gp a

Lap	Elapsed Time	Lap Time	Lap Speed
1	2:11.679	2:11.679	57.412
2	4:01.523	1:49.844	68.825
3	5:52.368	1:50.845	68.203
4	7:43.780	1:51.412	67.856
5	9:35.627	1:51.847	67.592
6	11:44.710	2:09.083	58.567




SENIOR SUPPORT

Group B Qualifying

Friday, 23 April 2010

Pos	Class	No	Name	Machine / Sponsor	----- Best Lap -----			On	Laps
					Time	Behind	Speed		
Qualifying Classification									
1	SSEN	99	David YEOMANS	Yamaha 600 - YB Racing	1:33.913		80.500	4	6
2	SSEN	93	Ciaran O CALLAGHAN	Yamaha 600	1:34.248	0.335	80.214	5	7
3	SSEN	31	Shaun ANDERSON	Suzuki 750 - ARD	1:34.672	0.759	79.855	6	7
4	SSEN	117	Gary MILLER	Suzuki 750	1:36.064	2.151	78.698	5	7
5	SSEN	5	Paul BARRON	Suzuki 750 - DDRRSC	1:36.175	2.262	78.607	6	7
6	SSEN	33	David HOWARD	Yamaha 600	1:36.474	2.561	78.363	6	7
7	SSEN	89	Josh TRIGWELL	Yamaha - JML	1:36.983	3.070	77.952	6	7
8	SSEN	71	Darren O DWYER		1:37.135	3.222	77.830	6	7
9	SSEN	28	Roy SCOTT	Suzuki 750	1:37.623	3.710	77.441	5	7
10	SSEN	153	Stephen LARKIN	Honda 600	1:37.645	3.732	77.423	6	7
11	SSEN	103	Reuben McPHEE	Yamaha 600 - N.J.T. Racing	1:38.026	4.113	77.122	6	6
12	SSEN	11	John CAHILL	Suzuki 750	1:38.490	4.577	76.759	5	6
13	SSEN	41	Nigel REA	Suzuki 750	1:38.657	4.744	76.629	6	7
14	SSEN	95	Robert GORDON	Honda 600	1:38.698	4.785	76.597	4	5
15	SSEN	137	Brian PATTERSON	Kawasaki 600	1:38.897	4.984	76.443	6	7
16	SSEN	43	Neil VICARS	Honda 600	1:39.132	5.219	76.262	6	7
17	SSEN	113	Ronan PENTONY	Suzuki 750	1:40.072	6.159	75.546	6	7
18	SSEN	169	Philip MULLAN	Honda 600 - PM & Sons	1:43.078	9.165	73.343	4	5
19	SSEN	57	Adrian LOGUE	Suzuki 750	1:43.127	9.214	73.308	4	7
20	SSEN	51	Colin MARTIN	Honda 600	1:43.270	9.357	73.206	5	7
21	SSEN	106	Bernard DALY	Suzuki 750	1:43.503	9.590	73.041	5	7
22	SSEN	81	Julian KIRK	Yamaha 600	1:44.936	11.023	72.044	6	7
23	SSEN	37	Darren FAGAN	Suzuki 750	1:46.432	12.519	71.031	6	7
24	SSEN	901	Stuart KIRK	Kawasaki 600	1:46.513	12.600	70.977	6	7
25	SSEN	144	Yvonne MONTGOMERY	Suzuki 600	1:51.348	17.435	67.895	5	7
26	SSEN	97	William HARA	Suzuki 600	16:59.703	15:25.790	7.414	1	1

These Results are provisional and are subject to ratification by the Stewards of the Meeting.

Track	Orritor	Signed		Organising Club	Cookstown & District MCC
Length(miles)	2.1000		Chief Timekeeper	Qualifying Started	18:36:17.594
Weather	Sunny	Issued At:	20:07:47		
Track	Dry				



MCUI
Ulster Centre
Timing
www.mcui-uc.org.uk



Powered by
e-Laps II
© 2008
Walter Marks



SENIOR SUPPORT

Group B Qualifying

Friday, 23 April 2010

DETAILED RESULT

Qualifying Classification

Position

1 99 David YEOMANS

Behind

Best Time **1:33.913** Best Speed **80.500** On **4** Gp **a**

Lap	Elapsed Time	Lap Time	Lap Speed
1	3:14.069	3:14.069	38.955
2	9:37.002	6:22.933	19.742
3	11:13.834	1:36.832	78.073
4	12:47.747	1:33.913	80.500
5	14:22.117	1:34.370	80.110
6	16:29.014	2:06.897	59.576

2 93 Ciaran O CALLAGHAN

Behind **0.335**

Best Time **1:34.248** Best Speed **80.214** On **5** Gp **a**

Lap	Elapsed Time	Lap Time	Lap Speed
1	1:53.153	1:53.153	66.812
2	4:08.197	2:15.044	55.982
3	9:39.190	5:30.993	22.840
4	11:13.977	1:34.787	79.758
5	12:48.225	1:34.248	80.214
6	14:22.524	1:34.299	80.171
7	16:24.568	2:02.044	61.945

3 31 Shaun ANDERSON

Behind **0.759**

Best Time **1:34.672** Best Speed **79.855** On **6** Gp **a**

Lap	Elapsed Time	Lap Time	Lap Speed
1	1:52.218	1:52.218	67.369
2	3:54.871	2:02.653	61.637
3	9:36.400	5:41.529	22.136
4	11:13.431	1:37.031	77.913
5	12:49.277	1:35.846	78.877
6	14:23.949	1:34.672	79.855
7	16:31.988	2:08.039	59.045

4 117 Gary MILLER

Behind **2.151**

Best Time **1:36.064** Best Speed **78.698** On **5** Gp **a**

Lap	Elapsed Time	Lap Time	Lap Speed
1	2:09.926	2:09.926	58.187
2	4:38.205	2:28.279	50.985
3	9:43.405	5:05.200	24.771
4	11:21.098	1:37.693	77.385
5	12:57.162	1:36.064	78.698
6	14:34.446	1:37.284	77.711
7	16:59.547	2:25.101	52.102

Qualifying Classification

Position

5 5 Paul BARRON

Behind **2.262**

Best Time **1:36.175** Best Speed **78.607** On **6** Gp **a**

Lap	Elapsed Time	Lap Time	Lap Speed
1	2:18.710	2:18.710	54.502
2	4:42.524	2:23.814	52.568
3	9:53.950	5:11.426	24.275
4	11:30.816	1:36.866	78.046
5	13:07.243	1:36.427	78.401
6	14:43.418	1:36.175	78.607
7	17:00.073	2:16.655	55.322

6 33 David HOWARD

Behind **2.561**

Best Time **1:36.474** Best Speed **78.363** On **6** Gp **a**

Lap	Elapsed Time	Lap Time	Lap Speed
1	2:09.638	2:09.638	58.316
2	4:39.532	2:29.894	50.436
3	9:45.557	5:06.025	24.704
4	11:24.004	1:38.447	76.793
5	13:00.935	1:36.931	77.994
6	14:37.409	1:36.474	78.363
7	16:49.064	2:11.655	57.423

7 89 Josh TRIGWELL

Behind **3.070**

Best Time **1:36.983** Best Speed **77.952** On **6** Gp **a**

Lap	Elapsed Time	Lap Time	Lap Speed
1	2:34.556	2:34.556	48.914
2	5:11.773	2:37.217	48.086
3	10:11.582	4:59.809	25.216
4	11:50.508	1:38.926	76.421
5	13:31.587	1:41.079	74.793
6	15:08.570	1:36.983	77.952
7	17:07.142	1:58.572	63.759

8 71 Darren O DWYER

Behind **3.222**

Best Time **1:37.135** Best Speed **77.830** On **6** Gp **a**

Lap	Elapsed Time	Lap Time	Lap Speed
1	2:00.289	2:00.289	62.849
2	4:06.669	2:06.380	59.820
3	9:42.329	5:35.660	22.523
4	11:20.758	1:38.429	76.807
5	12:58.753	1:37.995	77.147
6	14:35.888	1:37.135	77.830
7	16:43.861	2:07.973	59.075





SENIOR SUPPORT

Group B Qualifying

Friday, 23 April 2010

DETAILED RESULT

Qualifying Classification

Position

9 28 Roy SCOTT

Behind 3.710

Best Time 1:37.623 Best Speed 77.441 On 5 Gp a

Lap	Elapsed Time	Lap Time	Lap Speed
1	2:39.249	2:39.249	47.473
2	5:18.120	2:38.871	47.586
3	10:23.167	5:05.047	24.783
4	12:05.304	1:42.137	74.018
5	13:42.927	1:37.623	77.441
6	15:21.658	1:38.731	76.572
7	17:20.649	1:58.991	63.534

Qualifying Classification

Position

13 41 Nigel REA

Behind 4.744

Best Time 1:38.657 Best Speed 76.629 On 6 Gp a

Lap	Elapsed Time	Lap Time	Lap Speed
1	2:34.822	2:34.822	48.830
2	5:20.588	2:45.766	45.606
3	10:23.633	5:03.045	24.947
4	12:07.821	1:44.188	72.561
5	13:49.283	1:41.462	74.511
6	15:27.940	1:38.657	76.629
7	17:34.948	2:07.008	59.524

10 153 Stephen LARKIN

Behind 3.732

Best Time 1:37.645 Best Speed 77.423 On 6 Gp a

Lap	Elapsed Time	Lap Time	Lap Speed
1	2:26.150	2:26.150	51.728
2	5:09.409	2:43.259	46.307
3	10:07.180	4:57.771	25.389
4	11:46.348	1:39.168	76.234
5	13:25.037	1:38.689	76.604
6	15:02.682	1:37.645	77.423
7	17:02.966	2:00.284	62.851

14 95 Robert GORDON

Behind 4.785

Best Time 1:38.698 Best Speed 76.597 On 4 Gp a

Lap	Elapsed Time	Lap Time	Lap Speed
1	10:23.815	10:23.815	12.119
2	12:08.625	1:44.810	72.131
3	13:48.273	1:39.648	75.867
4	15:26.971	1:38.698	76.597
5	17:53.327	2:26.356	51.655

11 103 Reuben McPHEE

Behind 4.113

Best Time 1:38.026 Best Speed 77.122 On 6 Gp a

Lap	Elapsed Time	Lap Time	Lap Speed
1	1:59.923	1:59.923	63.040
2	4:05.818	2:05.895	60.050
3	9:44.809	5:38.991	22.301
4	11:23.638	1:38.829	76.496
5	13:02.855	1:39.217	76.197
6	14:40.881	1:38.026	77.122

15 137 Brian PATTERSON

Behind 4.984

Best Time 1:38.897 Best Speed 76.443 On 6 Gp a

Lap	Elapsed Time	Lap Time	Lap Speed
1	2:40.600	2:40.600	47.073
2	5:27.724	2:47.124	45.236
3	10:31.161	5:03.437	24.915
4	12:12.921	1:41.760	74.292
5	14:07.045	1:54.124	66.244
6	15:45.942	1:38.897	76.443
7	18:00.884	2:14.942	56.024

12 11 John CAHILL

Behind 4.577

Best Time 1:38.490 Best Speed 76.759 On 5 Gp a

Lap	Elapsed Time	Lap Time	Lap Speed
1	1:59.593	1:59.593	63.214
2	4:39.625	2:40.032	47.241
3	9:49.121	5:09.496	24.427
4	11:27.912	1:38.791	76.525
5	13:06.402	1:38.490	76.759
6	17:52.565	4:46.163	26.419

16 43 Neil VICARS

Behind 5.219

Best Time 1:39.132 Best Speed 76.262 On 6 Gp a

Lap	Elapsed Time	Lap Time	Lap Speed
1	2:37.141	2:37.141	48.110
2	5:16.878	2:39.737	47.328
3	10:22.812	5:05.934	24.711
4	12:07.446	1:44.634	72.252
5	13:46.952	1:39.506	75.975
6	15:26.084	1:39.132	76.262
7	17:30.605	2:04.521	60.713



SENIOR SUPPORT

Group B Qualifying

Friday, 23 April 2010

DETAILED RESULT

Qualifying Classification

Position

17 113 Ronan PENTONY

Behind 6.159

Best Time 1:40.072 Best Speed 75.546 On 6 Gp a

Lap	Elapsed Time	Lap Time	Lap Speed
1	2:33.918	2:33.918	49.117
2	5:04.066	2:30.148	50.350
3	9:59.068	4:55.002	25.627
4	11:41.048	1:41.980	74.132
5	13:22.221	1:41.173	74.723
6	15:02.293	1:40.072	75.546
7	17:01.134	1:58.841	63.614

18 169 Philip MULLAN

Behind 9.165

Best Time 1:43.078 Best Speed 73.343 On 4 Gp a

Lap	Elapsed Time	Lap Time	Lap Speed
1	2:09.258	2:09.258	58.488
2	4:43.454	2:34.196	49.029
3	10:01.451	5:17.997	23.774
4	11:44.529	1:43.078	73.343
5	18:21.039	6:36.510	19.066

19 57 Adrian LOGUE

Behind 9.214

Best Time 1:43.127 Best Speed 73.308 On 4 Gp a

Lap	Elapsed Time	Lap Time	Lap Speed
1	2:26.280	2:26.280	51.682
2	5:07.873	2:41.593	46.784
3	10:06.883	4:59.010	25.283
4	11:50.010	1:43.127	73.308
5	13:35.400	1:45.390	71.734
6	15:21.938	1:46.538	70.961
7	17:21.371	1:59.433	63.299

20 51 Colin MARTIN

Behind 9.357

Best Time 1:43.270 Best Speed 73.206 On 5 Gp a

Lap	Elapsed Time	Lap Time	Lap Speed
1	2:36.416	2:36.416	48.333
2	5:15.358	2:38.942	47.565
3	10:23.383	5:08.025	24.543
4	12:11.774	1:48.391	69.747
5	13:55.044	1:43.270	73.206
6	15:39.951	1:44.907	72.064
7	17:54.036	2:14.085	56.382

Qualifying Classification

Position

21 106 Bernard DALY

Behind 9.590

Best Time 1:43.503 Best Speed 73.041 On 5 Gp a

Lap	Elapsed Time	Lap Time	Lap Speed
1	2:33.796	2:33.796	49.156
2	5:10.301	2:36.505	48.305
3	10:13.866	5:03.565	24.904
4	11:57.813	1:43.947	72.729
5	13:41.316	1:43.503	73.041
6	15:25.914	1:44.598	72.277
7	17:32.888	2:06.974	59.540

22 81 Julian KIRK

Behind 11.023

Best Time 1:44.936 Best Speed 72.044 On 6 Gp a

Lap	Elapsed Time	Lap Time	Lap Speed
1	2:33.298	2:33.298	49.316
2	5:12.810	2:39.512	47.395
3	10:19.098	5:06.288	24.683
4	12:07.295	1:48.197	69.873
5	13:54.701	1:47.406	70.387
6	15:39.637	1:44.936	72.044
7	17:54.663	2:15.026	55.989

23 37 Darren FAGAN

Behind 12.519

Best Time 1:46.432 Best Speed 71.031 On 6 Gp a

Lap	Elapsed Time	Lap Time	Lap Speed
1	2:09.104	2:09.104	58.557
2	4:40.642	2:31.538	49.888
3	9:58.768	5:18.126	23.764
4	11:46.958	1:48.190	69.877
5	13:35.055	1:48.097	69.937
6	15:21.487	1:46.432	71.031
7	17:26.978	2:05.491	60.243

24 901 Stuart KIRK

Behind 12.600

Best Time 1:46.513 Best Speed 70.977 On 6 Gp a

Lap	Elapsed Time	Lap Time	Lap Speed
1	2:25.794	2:25.794	51.854
2	5:14.605	2:48.811	44.784
3	10:22.730	5:08.125	24.535
4	12:11.596	1:48.866	69.443
5	13:58.839	1:47.243	70.494
6	15:45.352	1:46.513	70.977
7	17:55.975	2:10.623	57.876





SENIOR SUPPORT

Group B Qualifying

Friday, 23 April 2010

DETAILED RESULT

Qualifying Classification

Position

25 144 Yvonne MONTGOMERY

Behind 17.435

Best Time 1:51.348 Best Speed 67.895 On 5 Gp a

Lap	Elapsed Time	Lap Time	Lap Speed
1	2:32.422	2:32.422	49.599
2	5:07.194	2:34.772	48.846
3	10:18.117	5:10.923	24.315
4	12:10.638	1:52.521	67.187
5	14:01.986	1:51.348	67.895
6	15:53.372	1:51.386	67.872
7	18:11.621	2:18.249	54.684

26 97 William HARA

Behind 15:25.790

Best Time 16:59.703 Best Speed 7.414 On 1 Gp a

Lap	Elapsed Time	Lap Time	Lap Speed
1	16:59.703	16:59.703	7.414

THE ROYAL HOTEL & BRAESIDE COOKSTOWN 10



SENIOR SUPPORT


Combined Qualifying

Friday, 23 April 2010

-----Best Time / Qual Laps-----

Pos	Class	No	Name	Session A	Session B	Session C	Session D	Overall Best Time / Speed / Total Qual Laps
1	SSEN	99	David YEOMANS	-----	1:33.913	-----	-----	1:33.913 80.500
2	SSEN	93	Ciaran O CALLAGHAN	-----	1:34.248	-----	-----	1:34.248 80.214
3	SSEN	122	Alan BONNER	1:34.272	-----	-----	-----	1:34.272 80.193
4	SSEN	31	Shaun ANDERSON	-----	1:34.672	-----	-----	1:34.672 79.855
5	SSEN	117	Gary MILLER	-----	1:36.064	-----	-----	1:36.064 78.698
6	SSEN	5	Paul BARRON	-----	1:36.175	-----	-----	1:36.175 78.607
7	SSEN	33	David HOWARD	-----	1:36.474	-----	-----	1:36.474 78.363
8	SSEN	45	Craig SHIRLAW	1:36.539	-----	-----	-----	1:36.539 78.310
9	SSEN	89	Josh TRIGWELL	-----	1:36.983	-----	-----	1:36.983 77.952
10	SSEN	71	Darren O DWYER	-----	1:37.135	-----	-----	1:37.135 77.830
11	SSEN	120	Jonathan MARK	1:37.184	-----	-----	-----	1:37.184 77.791
12	SSEN	40	Peter O FLAHERTY	1:37.271	-----	-----	-----	1:37.271 77.721
13	SSEN	28	Roy SCOTT	-----	1:37.623	-----	-----	1:37.623 77.441
14	SSEN	153	Stephen LARKIN	-----	1:37.645	-----	-----	1:37.645 77.423
15	SSEN	103	Reuben McPHEE	-----	1:38.026	-----	-----	1:38.026 77.122
16	SSEN	68	Noel BOYD	1:38.330	-----	-----	-----	1:38.330 76.884
17	SSEN	11	John CAHILL	-----	1:38.490	-----	-----	1:38.490 76.759
18	SSEN	60	George SCOTT	1:38.517	-----	-----	-----	1:38.517 76.738
19	SSEN	41	Nigel REA	-----	1:38.657	-----	-----	1:38.657 76.629
20	SSEN	95	Robert GORDON	-----	1:38.698	-----	-----	1:38.698 76.597
21	SSEN	137	Brian PATTERSON	-----	1:38.897	-----	-----	1:38.897 76.443
22	SSEN	43	Neil VICARS	-----	1:39.132	-----	-----	1:39.132 76.262
23	SSEN	150	Liam KELLY	1:39.802	-----	-----	-----	1:39.802 75.750
24	SSEN	44	Mick JORDAN	1:39.936	-----	-----	-----	1:39.936 75.648
25	SSEN	113	Ronan PENTONY	-----	1:40.072	-----	-----	1:40.072 75.546
26	SSEN	8	Mark LARKIN	1:41.283	-----	-----	-----	1:41.283 74.642
27	SSEN	74	Gerry O KANE jnr	1:41.457	-----	-----	-----	1:41.457 74.514
28	SSEN	30	Aron HATCH	1:42.379	-----	-----	-----	1:42.379 73.843
29	SSEN	174	Rodney PATTON	1:42.408	-----	-----	-----	1:42.408 73.822
30	SSEN	14	Rodney LITTLE	1:42.892	-----	-----	-----	1:42.892 73.475
31	SSEN	169	Philip MULLAN	-----	1:43.078	-----	-----	1:43.078 73.343
32	SSEN	57	Adrian LOGUE	-----	1:43.127	-----	-----	1:43.127 73.308
33	SSEN	51	Colin MARTIN	-----	1:43.270	-----	-----	1:43.270 73.206
34	SSEN	106	Bernard DALY	-----	1:43.503	-----	-----	1:43.503 73.041
35	SSEN	96	Stephen CARR	1:44.578	-----	-----	-----	1:44.578 72.291
36	SSEN	81	Julian KIRK	-----	1:44.936	-----	-----	1:44.936 72.044
37	SSEN	46	Stephen WILSON	1:45.761	-----	-----	-----	1:45.761 71.482
38	SSEN	37	Darren FAGAN	-----	1:46.432	-----	-----	1:46.432 71.031
39	SSEN	901	Stuart KIRK	-----	1:46.513	-----	-----	1:46.513 70.977
40	SSEN	104	Mark LINTON	1:49.455	-----	-----	-----	1:49.455 69.069
41	SSEN	18	Stuart ROBB	1:49.844	-----	-----	-----	1:49.844 68.825
42	SSEN	144	Yvonne MONTGOMERY	-----	1:51.348	-----	-----	1:51.348 67.895
43	SSEN	97	William HARA	-----	16:59.703	-----	-----	16:59.703 7.414

These Results are provisional and are subject to ratification by the Stewards of the Meeting.

Track	Orritor	Signed	Organising Club	Cookstown & District MCC
Length(miles)	2.1000			
Weather	Sunny	Chief Timekeeper		
Track	Dry	Issued At:		



MCUI
Ulster Centre
Timing
www.mcui-uc.org.uk



Powered by
e-Laps II
© 2008
Walter Marks

ROYAL HOTEL & BRAESIDE COOKSTOWN 100

SENIOR SUPPORT

Orritor 2.100 Miles

R9: Discount Stores Race A

25/04/2010 13:10

Race (8 Laps)

RACE 9 - SENIOR SUPPORT A

11	43 A	5 B	
10	41 A	95 B	137 C
9	68 A	11 B	60 C
8			
7	103 A		
6	40 A	28 B	153 C
5	89 A	71 B	120 C
4			
3	45 A		
2	31 A	117 B	33 C
1	99 A POLE POSITION	93 B	122 C



Provisional result subject to confirmation by the Stewards of the Meeting

Orbits

Promoted by Cookstown and District Motorcycle Club

www.amb-it.com

MCUI (Ulster Centre) Timing

www.mylaps.com

view results at www.elaps-timing.com

Licensed to: MCUI

ROYAL HOTEL & BRAESIDE COOKSTOWN 100

SENIOR SUPPORT

Orritor 2.100 Miles

R16: Clinton Enterprises Race B

25/04/2010 15:10

Race (6 Laps)

RACE 16 - SENIOR SUPPORT B

11	97 A	19 B	
10	104 A	18 B	144 C
9	46 A	37 B	901 C
8			
7	81 A		
6	51 A	106 B	96 C
5	14 A	169 B	57 C
4			
3	174 A		
2	8 A	74 B	30 C
1	150 A POLE POSITION	44 B	113 C



Provisional result subject to confirmation by the Stewards of the Meeting

Orbits

Promoted by Cookstown and District Motorcycle Club

www.amb-it.com

MCUI (Ulster Centre) Timing

www.mylaps.com

view results at www.elaps-timing.com

Licensed to: MCUI

THE ROYAL HOTEL & BRAESIDE COOKSTOWN 100



SENIOR SUPPORT

Race 9 - Discount Stores Senior Support A

Saturday, 24 April 2010

Pos	Class	No	Name	Machine / Sponsor	Gp	Laps	Total Time	Behind	Speed	-----Best Lap-----		
										Time	Speed	On
Race Classification												
1	SSEN	122	Alan BONNER	Yamaha 600 - MD Protec Security Ltd	a	8	12:21.697		81.543	1:31.002	83.075	8
2	SSEN	99	David YEOMANS	Yamaha 600 - YB Racing	a	8	12:22.498	0.801	81.455	1:31.151	82.939	3
3	SSEN	31	Shaun ANDERSON	Suzuki 750 - ARD	a	8	12:23.198	1.501	81.378	1:31.599	82.534	8
4	SSEN	45	Craig SHIRLAW	Kawasaki 600 - Shirlaws Motorcycles	a	8	12:45.062	23.365	79.052	1:33.590	80.778	8
5	SSEN	89	Josh TRIGWELL	Yamaha - JML	b	8	12:49.942	28.245	78.551	1:34.486	80.012	8
6	SSEN	153	Stephen LARKIN	Honda 600	b	8	12:50.221	28.524	78.523	1:33.600	80.769	8
7	SSEN	117	Gary MILLER	Suzuki 750	a	8	12:53.113	31.416	78.229	1:34.898	79.664	2
8	SSEN	71	Darren O DWYER	Yamaha 600	b	8	12:53.195	31.498	78.221	1:34.802	79.745	4
9	SSEN	120	Jonathan MARK	Honda 600 - JMR	b	8	12:53.287	31.590	78.212	1:34.458	80.036	5
10	SSEN	5	Paul BARRON	Suzuki 750 - DDRRSC	c	8	12:53.908	32.211	78.149	1:34.791	79.754	2
11	SSEN	95	Robert GORDON	Honda 600	c	8	12:54.600	32.903	78.079	1:34.883	79.677	5
12	SSEN	33	David HOWARD	Yamaha 600	a	8	12:54.823	33.126	78.057	1:35.245	79.374	7
13	SSEN	137	Brian PATTERSON	Kawasaki 600	c	8	12:55.386	33.689	78.000	1:34.828	79.723	3
14	SSEN	68	Noel BOYD	Suzuki 600	c	8	12:57.261	35.564	77.812	1:35.102	79.494	8
15	SSEN	43	Neil VICARS	Honda 600	c	8	12:57.782	36.085	77.760	1:35.003	79.576	8
16	SSEN	28	Roy SCOTT	Suzuki 750	b	8	12:58.468	36.771	77.691	1:35.464	79.192	5
17	SSEN	103	Reuben McPHEE	Yamaha 600 - N.J.T. Racing	b	8	13:01.931	40.234	77.347	1:36.312	78.495	8
18	SSEN	41	Nigel REA	Suzuki 750	c	8	13:19.401	57.704	75.657	1:37.936	77.193	8
19	SSEN	60	George SCOTT	Honda 600	c	8	13:19.778	58.081	75.621	1:36.916	78.006	4
20	SSEN	11	John CAHILL	Suzuki 750	c	8	13:20.671	58.974	75.537	1:38.197	76.988	8


Fastest Lap

SSEN	122	Alan BONNER	Yamaha 600 - MD Protec Security Ltd	a						1:31.002	83.075	8
------	-----	-------------	-------------------------------------	---	--	--	--	--	--	----------	--------	---

Not Classified

DNF	SSEN	40	Peter O FLAHERTY	Suzuki 750	b	4	6:40.731	4 Laps	75.462	1:36.924	77.999	4
-----	------	----	------------------	------------	---	---	----------	--------	--------	----------	--------	---

These Results are provisional and are subject to ratification by the Stewards of the Meeting.

Track	Orritor	Signed		Organising Club	Cookstown & District MCC
Length(miles)	2.1000		Chief Timekeeper	Warmup Started	
Weather	Sunny			Race Started	14:05:11.154
Track	Dry	Issued At:	14:19:45	Gp Time Diff - b 9.75 / c 20.6	



MCUI
Ulster Centre
Timing
www.mcui-uc.org.uk



Powered by
e-Laps II
© 2008
Walter Marks



SENIOR SUPPORT

Race 9 - Discount Stores Senior Support A

Saturday, 24 April 2010

DETAILED RESULT

Race Classification

1 122 Alan BONNER

Total Time **12:21.697** Avg Speed **81.543** Behind
 Best Time **1:31.002** Best Speed **83.075** On **8** Gp **a**

Lap	Elapsed Time	Lap Time	Lap Speed
1	1:37.420	1:37.420	77.602
2	3:09.898	1:32.478	81.749
3	4:41.866	1:31.968	82.203
4	6:15.288	1:33.422	80.923
5	7:46.617	1:31.329	82.778
6	9:17.968	1:31.351	82.758
7	10:50.695	1:32.727	81.530
8	12:21.697	1:31.002	83.075

2 99 David YEOMANS

Total Time **12:22.498** Avg Speed **81.455** Behind **0.801**
 Best Time **1:31.151** Best Speed **82.939** On **3** Gp **a**

Lap	Elapsed Time	Lap Time	Lap Speed
1	1:38.399	1:38.399	76.830
2	3:10.409	1:32.010	82.165
3	4:41.560	1:31.151	82.939
4	6:14.494	1:32.934	81.348
5	7:46.419	1:31.925	82.241
6	9:18.631	1:32.212	81.985
7	10:51.199	1:32.568	81.670
8	12:22.498	1:31.299	82.805

3 31 Shaun ANDERSON

Total Time **12:23.198** Avg Speed **81.378** Behind **1.501**
 Best Time **1:31.599** Best Speed **82.534** On **8** Gp **a**

Lap	Elapsed Time	Lap Time	Lap Speed
1	1:37.924	1:37.924	77.203
2	3:10.906	1:32.982	81.306
3	4:42.759	1:31.853	82.305
4	6:14.903	1:32.144	82.045
5	7:47.108	1:32.205	81.991
6	9:18.886	1:31.778	82.373
7	10:51.599	1:32.713	81.542
8	12:23.198	1:31.599	82.534

Race Classification

4 45 Craig SHIRLAW

Total Time **12:45.062** Avg Speed **79.052** Behind **23.365**
 Best Time **1:33.590** Best Speed **80.778** On **8** Gp **a**

Lap	Elapsed Time	Lap Time	Lap Speed
1	1:42.467	1:42.467	73.780
2	3:18.148	1:35.681	79.013
3	4:53.282	1:35.134	79.467
4	6:27.849	1:34.567	79.943
5	8:03.812	1:35.963	78.780
6	9:37.714	1:33.902	80.509
7	11:11.472	1:33.758	80.633
8	12:45.062	1:33.590	80.778

5 89 Josh TRIGWELL

Total Time **12:49.942** Avg Speed **78.551** Behind **28.245**
 Best Time **1:34.486** Best Speed **80.012** On **8** Gp **b**


Lap	Elapsed Time	Lap Time	Lap Speed
1	1:41.597	1:41.597	74.412
2	3:18.226	1:36.629	78.237
3	4:53.853	1:35.627	79.057
4	6:28.792	1:34.939	79.630
5	8:04.846	1:36.054	78.706
6	9:40.137	1:35.291	79.336
7	11:15.456	1:35.319	79.313
8	12:49.942	1:34.486	80.012

6 153 Stephen LARKIN

Total Time **12:50.221** Avg Speed **78.523** Behind **28.524**
 Best Time **1:33.600** Best Speed **80.769** On **8** Gp **b**

Lap	Elapsed Time	Lap Time	Lap Speed
1	1:42.271	1:42.271	73.921
2	3:18.820	1:36.549	78.302
3	4:54.600	1:35.780	78.931
4	6:29.395	1:34.795	79.751
5	8:04.971	1:35.576	79.099
6	9:41.261	1:36.290	78.513
7	11:16.621	1:35.360	79.279
8	12:50.221	1:33.600	80.769





SENIOR SUPPORT

Race 9 - Discount Stores Senior Support A

Saturday, 24 April 2010

DETAILED RESULT

Race Classification

7 117 Gary MILLER

Total Time **12:53.113** Avg Speed **78.229** Behind **31.416**
 Best Time **1:34.898** Best Speed **79.664** On **2** Gp **a**

Lap	Elapsed Time	Lap Time	Lap Speed
1	1:40.305	1:40.305	75.370
2	3:15.203	1:34.898	79.664
3	4:50.866	1:35.663	79.027
4	6:26.714	1:35.848	78.875
5	8:03.451	1:36.737	78.150
6	9:39.746	1:36.295	78.509
7	11:15.680	1:35.934	78.804
8	12:53.113	1:37.433	77.592

8 71 Darren O DWYER

Total Time **12:53.195** Avg Speed **78.221** Behind **31.498**
 Best Time **1:34.802** Best Speed **79.745** On **4** Gp **b**

Lap	Elapsed Time	Lap Time	Lap Speed
1	1:42.490	1:42.490	73.763
2	3:18.665	1:36.175	78.607
3	4:54.339	1:35.674	79.018
4	6:29.141	1:34.802	79.745
5	8:04.047	1:34.906	79.658
6	9:41.108	1:37.061	77.889
7	11:16.459	1:35.351	79.286
8	12:53.195	1:36.736	78.151

9 120 Jonathan MARK

Total Time **12:53.287** Avg Speed **78.212** Behind **31.590**
 Best Time **1:34.458** Best Speed **80.036** On **5** Gp **b**

Lap	Elapsed Time	Lap Time	Lap Speed
1	1:44.261	1:44.261	72.510
2	3:20.524	1:36.263	78.535
3	4:56.404	1:35.880	78.849
4	6:31.045	1:34.641	79.881
5	8:05.503	1:34.458	80.036
6	9:41.623	1:36.120	78.652
7	11:16.987	1:35.364	79.275
8	12:53.287	1:36.300	78.505

Race Classification

10 5 Paul BARRON

Total Time **12:53.908** Avg Speed **78.149** Behind **32.211**
 Best Time **1:34.791** Best Speed **79.754** On **2** Gp **c**

Lap	Elapsed Time	Lap Time	Lap Speed
1	1:41.650	1:41.650	74.373
2	3:16.441	1:34.791	79.754
3	4:53.464	1:37.023	77.920
4	6:28.957	1:35.493	79.168
5	8:04.637	1:35.680	79.013
6	9:41.506	1:36.869	78.044
7	11:17.305	1:35.799	78.915
8	12:53.908	1:36.603	78.258

11 95 Robert GORDON

Total Time **12:54.600** Avg Speed **78.079** Behind **32.903**
 Best Time **1:34.883** Best Speed **79.677** On **5** Gp **c**

Lap	Elapsed Time	Lap Time	Lap Speed
1	1:42.950	1:42.950	73.434
2	3:18.343	1:35.393	79.251
3	4:54.091	1:35.748	78.957
4	6:30.591	1:36.500	78.342
5	8:05.474	1:34.883	79.677
6	9:42.189	1:36.715	78.168
7	11:18.452	1:36.263	78.535
8	12:54.600	1:36.148	78.629

12 33 David HOWARD

Total Time **12:54.823** Avg Speed **78.057** Behind **33.126**
 Best Time **1:35.245** Best Speed **79.374** On **7** Gp **a**

Lap	Elapsed Time	Lap Time	Lap Speed
1	1:43.204	1:43.204	73.253
2	3:19.635	1:36.431	78.398
3	4:55.744	1:36.109	78.661
4	6:31.719	1:35.975	78.771
5	8:07.580	1:35.861	78.864
6	9:43.847	1:36.267	78.532
7	11:19.092	1:35.245	79.374
8	12:54.823	1:35.731	78.971





SENIOR SUPPORT

Race 9 - Discount Stores Senior Support A

Saturday, 24 April 2010

DETAILED RESULT

Race Classification

13 137 Brian PATTERSON

Total Time **12:55.386** Avg Speed **78.000** Behind **33.689**
 Best Time **1:34.828** Best Speed **79.723** On **3** Gp **c**

Lap	Elapsed Time	Lap Time	Lap Speed
1	1:46.330	1:46.330	71.099
2	3:21.694	1:35.364	79.275
3	4:56.522	1:34.828	79.723
4	6:32.560	1:36.038	78.719
5	8:08.867	1:36.307	78.499
6	9:43.945	1:35.078	79.514
7	11:20.116	1:36.171	78.610
8	12:55.386	1:35.270	79.353

14 68 Noel BOYD

Total Time **12:57.261** Avg Speed **77.812** Behind **35.564**
 Best Time **1:35.102** Best Speed **79.494** On **8** Gp **c**

Lap	Elapsed Time	Lap Time	Lap Speed
1	1:44.220	1:44.220	72.539
2	3:21.548	1:37.328	77.675
3	4:59.051	1:37.503	77.536
4	6:34.579	1:35.528	79.139
5	8:10.764	1:36.185	78.599
6	9:46.595	1:35.831	78.889
7	11:22.159	1:35.564	79.109
8	12:57.261	1:35.102	79.494

15 43 Neil VICARS

Total Time **12:57.782** Avg Speed **77.760** Behind **36.085**
 Best Time **1:35.003** Best Speed **79.576** On **8** Gp **c**

Lap	Elapsed Time	Lap Time	Lap Speed
1	1:46.715	1:46.715	70.843
2	3:22.685	1:35.970	78.775
3	4:59.447	1:36.762	78.130
4	6:35.104	1:35.657	79.032
5	8:11.572	1:36.468	78.368
6	9:47.252	1:35.680	79.013
7	11:22.779	1:35.527	79.140
8	12:57.782	1:35.003	79.576

Race Classification

16 28 Roy SCOTT

Total Time **12:58.468** Avg Speed **77.691** Behind **36.771**
 Best Time **1:35.464** Best Speed **79.192** On **5** Gp **b**

Lap	Elapsed Time	Lap Time	Lap Speed
1	1:44.163	1:44.163	72.579
2	3:20.413	1:36.250	78.545
3	4:57.179	1:36.766	78.127
4	6:32.958	1:35.779	78.932
5	8:08.422	1:35.464	79.192
6	9:45.377	1:36.955	77.974
7	11:21.650	1:36.273	78.527
8	12:58.468	1:36.818	78.085

17 103 Reuben McPHEE

Total Time **13:01.931** Avg Speed **77.347** Behind **40.234**
 Best Time **1:36.312** Best Speed **78.495** On **8** Gp **b**

Lap	Elapsed Time	Lap Time	Lap Speed
1	1:44.789	1:44.789	72.145
2	3:21.618	1:36.829	78.076
3	4:58.122	1:36.504	78.339
4	6:35.138	1:37.016	77.925
5	8:11.546	1:36.408	78.417
6	9:48.771	1:37.225	77.758
7	11:25.619	1:36.848	78.060
8	13:01.931	1:36.312	78.495

18 41 Nigel REA

Total Time **13:19.401** Avg Speed **75.657** Behind **57.704**
 Best Time **1:37.936** Best Speed **77.193** On **8** Gp **c**

Lap	Elapsed Time	Lap Time	Lap Speed
1	1:47.432	1:47.432	70.370
2	3:27.022	1:39.590	75.911
3	5:06.008	1:38.986	76.374
4	6:44.784	1:38.776	76.537
5	8:24.234	1:39.450	76.018
6	10:03.248	1:39.014	76.353
7	11:41.465	1:38.217	76.972
8	13:19.401	1:37.936	77.193



MCUI
Ulster Centre
Timing
www.mcui-uc.org.uk



Powered by
e-Laps II
© 2008
Walter Marks



SENIOR SUPPORT

Race 9 - Discount Stores Senior Support A

Saturday, 24 April 2010

DETAILED RESULT

Race Classification

19 60 George SCOTT

Total Time **13:19.778** Avg Speed **75.621** Behind **58.081**
 Best Time **1:36.916** Best Speed **78.006** On **4** Gp **c**

Lap	Elapsed Time	Lap Time	Lap Speed
1	1:47.668	1:47.668	70.216
2	3:26.120	1:38.452	76.789
3	5:04.624	1:38.504	76.748
4	6:41.540	1:36.916	78.006
5	8:20.398	1:38.858	76.473
6	9:59.695	1:39.297	76.135
7	11:39.331	1:39.636	75.876
8	13:19.778	1:40.447	75.264

20 11 John CAHILL

Total Time **13:20.671** Avg Speed **75.537** Behind **58.974**
 Best Time **1:38.197** Best Speed **76.988** On **8** Gp **c**

Lap	Elapsed Time	Lap Time	Lap Speed
1	1:46.140	1:46.140	71.227
2	3:25.866	1:39.726	75.808
3	5:05.381	1:39.515	75.968
4	6:45.807	1:40.426	75.279
5	8:25.382	1:39.575	75.923
6	10:04.203	1:38.821	76.502
7	11:42.474	1:38.271	76.930
8	13:20.671	1:38.197	76.988

Not Classified

DNF 40 Peter O FLAHERTY

Total Time **6:40.731** Avg Speed **75.462** Behind **4 Laps**
 Best Time **1:36.924** Best Speed **77.999** On **4** Gp **b**

Lap	Elapsed Time	Lap Time	Lap Speed
1	1:48.101	1:48.101	69.935
2	3:26.199	1:38.098	77.066
3	5:03.807	1:37.608	77.453
4	6:40.731	1:36.924	77.999

THE ROYAL HOTEL & BRAESIDE COOKSTOWN 100

SENIOR SUPPORT

Race 9 - Discount Stores Senior Support A


LAP CHART



1					3					5				
No	Name	G	Elapsed Time	Lap Time	No	Name	G	Elapsed Time	Lap Time	No	Name	G	Elapsed Time	Lap Time
122	Alan BONNER	a	1:37.420	1:37.420	99	David YEOMANS	a	4:41.560	1:31.151	99	David YEOMANS	a	7:46.419	1:31.925
31	Shaun ANDERSON	a	1:37.924	1:37.924	122	Alan BONNER	a	4:41.866	1:31.968	122	Alan BONNER	a	7:46.617	1:31.329
99	David YEOMANS	a	1:38.399	1:38.399	31	Shaun ANDERSON	a	4:42.759	1:31.853	31	Shaun ANDERSON	a	7:47.108	1:32.205
117	Gary MILLER	a	1:40.305	1:40.305	117	Gary MILLER	a	4:50.866	1:35.663	117	Gary MILLER	a	8:03.451	1:36.737
89	Josh TRIGWELL	b	1:41.597	1:41.597	45	Craig SHIRLAW	a	4:53.282	1:35.134	45	Craig SHIRLAW	a	8:03.812	1:35.963
5	Paul BARRON	c	1:41.650	1:41.650	5	Paul BARRON	c	4:53.464	1:37.023	71	Darren O DWYER	b	8:04.047	1:34.906
153	Stephen LARKIN	b	1:42.271	1:42.271	89	Josh TRIGWELL	b	4:53.853	1:35.627	5	Paul BARRON	c	8:04.637	1:35.680
45	Craig SHIRLAW	a	1:42.467	1:42.467	95	Robert GORDON	c	4:54.091	1:35.748	89	Josh TRIGWELL	b	8:04.846	1:36.054
71	Darren O DWYER	b	1:42.490	1:42.490	71	Darren O DWYER	b	4:54.339	1:35.674	153	Stephen LARKIN	b	8:04.971	1:35.576
95	Robert GORDON	c	1:42.950	1:42.950	153	Stephen LARKIN	b	4:54.600	1:35.780	95	Robert GORDON	c	8:05.474	1:34.883
33	David HOWARD	a	1:43.204	1:43.204	33	David HOWARD	a	4:55.744	1:36.109	120	Jonathan MARK	b	8:05.503	1:34.458
28	Roy SCOTT	b	1:44.163	1:44.163	120	Jonathan MARK	b	4:56.404	1:35.880	33	David HOWARD	a	8:07.580	1:35.861
68	Noel BOYD	c	1:44.220	1:44.220	137	Brian PATTERSON	c	4:56.522	1:34.828	28	Roy SCOTT	b	8:08.422	1:35.464
120	Jonathan MARK	b	1:44.261	1:44.261	28	Roy SCOTT	b	4:57.179	1:36.766	137	Brian PATTERSON	c	8:08.867	1:36.307
103	Reuben McPHEE	b	1:44.789	1:44.789	103	Reuben McPHEE	b	4:58.122	1:36.504	68	Noel BOYD	c	8:10.764	1:36.185
11	John CAHILL	c	1:46.140	1:46.140	68	Noel BOYD	c	4:59.051	1:37.503	103	Reuben McPHEE	b	8:11.546	1:36.408
137	Brian PATTERSON	c	1:46.330	1:46.330	43	Neil VICARS	c	4:59.447	1:36.762	43	Neil VICARS	c	8:11.572	1:36.468
43	Neil VICARS	c	1:46.715	1:46.715	40	Peter O FLAHERTY	b	5:03.807	1:37.608	60	George SCOTT	c	8:20.398	1:38.858
41	Nigel REA	c	1:47.432	1:47.432	60	George SCOTT	c	5:04.624	1:38.504	41	Nigel REA	c	8:24.234	1:39.450
60	George SCOTT	c	1:47.668	1:47.668	11	John CAHILL	c	5:05.381	1:39.515	11	John CAHILL	c	8:25.382	1:39.575
40	Peter O FLAHERTY	b	1:48.101	1:48.101	41	Nigel REA	c	5:06.008	1:38.986					

2					4					6				
No	Name	G	Elapsed Time	Lap Time	No	Name	G	Elapsed Time	Lap Time	No	Name	G	Elapsed Time	Lap Time
122	Alan BONNER	a	3:09.898	1:32.478	99	David YEOMANS	a	6:14.494	1:32.934	122	Alan BONNER	a	9:17.968	1:31.351
99	David YEOMANS	a	3:10.409	1:32.010	31	Shaun ANDERSON	a	6:14.903	1:32.144	99	David YEOMANS	a	9:18.631	1:32.212
31	Shaun ANDERSON	a	3:10.906	1:32.982	122	Alan BONNER	a	6:15.288	1:33.422	31	Shaun ANDERSON	a	9:18.886	1:31.778
117	Gary MILLER	a	3:15.203	1:34.898	117	Gary MILLER	a	6:26.714	1:35.848	45	Craig SHIRLAW	a	9:37.714	1:33.902
5	Paul BARRON	c	3:16.441	1:34.791	45	Craig SHIRLAW	a	6:27.849	1:34.567	117	Gary MILLER	a	9:39.746	1:36.295
45	Craig SHIRLAW	a	3:18.148	1:35.681	89	Josh TRIGWELL	b	6:28.792	1:34.939	89	Josh TRIGWELL	b	9:40.137	1:35.291
89	Josh TRIGWELL	b	3:18.226	1:36.629	5	Paul BARRON	c	6:28.957	1:35.493	71	Darren O DWYER	b	9:41.108	1:37.061
95	Robert GORDON	c	3:18.343	1:35.393	71	Darren O DWYER	b	6:29.141	1:34.802	153	Stephen LARKIN	b	9:41.261	1:36.290
71	Darren O DWYER	b	3:18.665	1:36.175	153	Stephen LARKIN	b	6:29.395	1:34.795	5	Paul BARRON	c	9:41.506	1:36.869
153	Stephen LARKIN	b	3:18.820	1:36.549	95	Robert GORDON	c	6:30.591	1:36.500	120	Jonathan MARK	b	9:41.623	1:36.120
33	David HOWARD	a	3:19.635	1:36.431	120	Jonathan MARK	b	6:31.045	1:34.641	95	Robert GORDON	c	9:42.189	1:36.715
28	Roy SCOTT	b	3:20.413	1:36.250	33	David HOWARD	a	6:31.719	1:35.975	33	David HOWARD	a	9:43.847	1:36.267
120	Jonathan MARK	b	3:20.524	1:36.263	137	Brian PATTERSON	c	6:32.560	1:36.038	137	Brian PATTERSON	c	9:43.945	1:35.078
68	Noel BOYD	c	3:21.548	1:37.328	28	Roy SCOTT	b	6:32.958	1:35.779	28	Roy SCOTT	b	9:45.377	1:36.955
103	Reuben McPHEE	b	3:21.618	1:36.829	68	Noel BOYD	c	6:34.579	1:35.528	68	Noel BOYD	c	9:46.595	1:35.831
137	Brian PATTERSON	c	3:21.694	1:35.364	43	Neil VICARS	c	6:35.104	1:35.657	43	Neil VICARS	c	9:47.252	1:35.680
43	Neil VICARS	c	3:22.685	1:35.970	103	Reuben McPHEE	b	6:35.138	1:37.016	103	Reuben McPHEE	b	9:48.771	1:37.225
11	John CAHILL	c	3:25.866	1:39.726	40	Peter O FLAHERTY	b	6:40.731	1:36.924	60	George SCOTT	c	9:59.695	1:39.297
60	George SCOTT	c	3:26.120	1:38.452	60	George SCOTT	c	6:41.540	1:36.916	41	Nigel REA	c	10:03.248	1:39.014
40	Peter O FLAHERTY	b	3:26.199	1:38.098	41	Nigel REA	c	6:44.784	1:38.776	11	John CAHILL	c	10:04.203	1:38.821
41	Nigel REA	c	3:27.022	1:39.590	11	John CAHILL	c	6:45.807	1:40.426					

LAP CHART



7

No	Name	G	Elapsed Time	Lap Time
122	Alan BONNER	a	10:50.695	1:32.727
99	David YEOMANS	a	10:51.199	1:32.568
31	Shaun ANDERSON	a	10:51.599	1:32.713
45	Craig SHIRLAW	a	11:11.472	1:33.758
89	Josh TRIGWELL	b	11:15.456	1:35.319
117	Gary MILLER	a	11:15.680	1:35.934
71	Darren O DWYER	b	11:16.459	1:35.351
153	Stephen LARKIN	b	11:16.621	1:35.360
120	Jonathan MARK	b	11:16.987	1:35.364
5	Paul BARRON	c	11:17.305	1:35.799
95	Robert GORDON	c	11:18.452	1:36.263
33	David HOWARD	a	11:19.092	1:35.245
137	Brian PATTERSON	c	11:20.116	1:36.171
28	Roy SCOTT	b	11:21.650	1:36.273
68	Noel BOYD	c	11:22.159	1:35.564
43	Neil VICARS	c	11:22.779	1:35.527
103	Reuben McPHEE	b	11:25.619	1:36.848
60	George SCOTT	c	11:39.331	1:39.636
41	Nigel REA	c	11:41.465	1:38.217
11	John CAHILL	c	11:42.474	1:38.271

8

No	Name	G	Elapsed Time	Lap Time
122	Alan BONNER	a	12:21.697	1:31.002
99	David YEOMANS	a	12:22.498	1:31.299
31	Shaun ANDERSON	a	12:23.198	1:31.599
45	Craig SHIRLAW	a	12:45.062	1:33.590
89	Josh TRIGWELL	b	12:49.942	1:34.486
153	Stephen LARKIN	b	12:50.221	1:33.600
117	Gary MILLER	a	12:53.113	1:37.433
71	Darren O DWYER	b	12:53.195	1:36.736
120	Jonathan MARK	b	12:53.287	1:36.300
5	Paul BARRON	c	12:53.908	1:36.603
95	Robert GORDON	c	12:54.600	1:36.148
33	David HOWARD	a	12:54.823	1:35.731
137	Brian PATTERSON	c	12:55.386	1:35.270
68	Noel BOYD	c	12:57.261	1:35.102
43	Neil VICARS	c	12:57.782	1:35.003
28	Roy SCOTT	b	12:58.468	1:36.818
103	Reuben McPHEE	b	13:01.931	1:36.312
41	Nigel REA	c	13:19.401	1:37.936
60	George SCOTT	c	13:19.778	1:40.447
11	John CAHILL	c	13:20.671	1:38.197

THE ROYAL HOTEL & BRAESIDE COOKSTOWN 100



SENIOR SUPPORT

Race 16 - Clinton Enterprises Senior Support B

Saturday, 24 April 2010

Pos	Class	No	Name	Machine / Sponsor	Gp	Laps	Total Time	Behind	Speed	-----Best Lap-----		
										Time	Speed	On
Race Classification												
1	SSEN	113	Ronan PENTONY	Suzuki 750	a	4	6:36.882		76.194	1:37.290	77.706	4
2	SSEN	44	Mick JORDAN	Honda 600	a	4	6:37.190	0.308	76.135	1:36.955	77.974	4
3	SSEN	150	Liam KELLY	Yamaha 600	a	4	6:37.682	0.800	76.041	1:37.251	77.737	4
4	SSEN	74	Gerry O KANE jnr	Yamaha 600	a	4	6:39.810	2.928	75.636	1:37.120	77.842	4
5	SSEN	30	Aron HATCH	Yamaha 600	a	4	6:40.149	3.267	75.572	1:38.161	77.016	4
6	SSEN	8	Mark LARKIN	Honda 600	a	4	6:41.237	4.355	75.367	1:38.741	76.564	4
7	SSEN	57	Adrian LOGUE	Suzuki 750	b	4	6:42.240	5.358	75.179	1:36.620	78.245	4
8	SSEN	106	Bernard DALY	Suzuki 750	b	4	6:44.715	7.833	74.719	1:39.171	76.232	3
9	SSEN	51	Colin MARTIN	Honda 600	b	4	6:45.296	8.414	74.612	1:39.232	76.185	4
10	SSEN	174	Rodney PATTON	Suzuki 600 - N.J.T. Racing	a	4	6:46.173	9.291	74.451	1:39.751	75.789	2
11	SSEN	46	Stephen WILSON	Suzuki 750	c	4	6:56.959	20.077	72.525	1:41.076	74.795	3
12	SSEN	14	Rodney LITTLE	Yamaha 600	b	4	6:57.527	20.645	72.426	1:42.504	73.753	3
13	SSEN	96	Stephen CARR	Kawasaki 600	b	4	7:08.112	31.230	70.636	1:44.758	72.166	2
14	SSEN	901	Stuart KIRK	Kawasaki 600	c	4	7:08.852	31.970	70.514	1:44.686	72.216	4
15	SSEN	81	Julian KIRK	Yamaha 600	b	4	7:08.962	32.080	70.496	1:44.387	72.423	4
16	SSEN	37	Darren FAGAN	Suzuki 750	c	4	7:09.069	32.187	70.478	1:44.280	72.497	4
17	SSEN	104	Mark LINTON	Suzuki 750 - M-Tuning	c	4	7:09.301	32.419	70.440	1:45.049	71.966	4
18	SSEN	144	Yvonne MONTGOMERY	Suzuki 600	c	4	7:10.338	33.456	70.270	1:45.102	71.930	3
19	SSEN	18	Stuart ROBB	Honda 600 - Moto World	c	4	7:14.729	37.847	69.561	1:46.267	71.142	2
20	SSEN	19	Stephen BEATTIE	Triumph 675 - CB Car Parking	c	4	7:29.683	52.801	67.247	1:48.767	69.506	2


Fastest Lap

SSEN	169	Philip MULLAN	Honda 600 - PM & Sons	b						1:36.182	78.601	3
------	-----	---------------	-----------------------	---	--	--	--	--	--	----------	--------	---

Not Classified

DNF	SSEN	169	Philip MULLAN	Honda 600 - PM & Sons	b	4	6:44.851	7.969	74.694	1:36.182	78.601	3
-----	------	-----	---------------	-----------------------	---	---	----------	-------	--------	----------	--------	---

These Results are provisional and are subject to ratification by the Stewards of the Meeting.


Track	Orritor	Signed		Organising Club	Cookstown & District MCC
Length(miles)	2.1000		Chief Timekeeper	Warmup Started	
Weather	Sunny	Issued At:	16:56:29	Race Started	16:44:47.924
Track	Dry			Gp Time Diff - b 16.29 / c 30.23	



MCUI
Ulster Centre
Timing
www.mcui-uc.org.uk



Powered by
e-Laps II
© 2008
Walter Marks



SENIOR SUPPORT

Race 16 - Clinton Enterprises Senior Support B

Saturday, 24 April 2010

DETAILED RESULT

Race Classification

1 113 Ronan PENTONY

Total Time **6:36.882** Avg Speed **76.194** Behind
Best Time **1:37.290** Best Speed **77.706** On 4 Gp a

Lap	Elapsed Time	Lap Time	Lap Speed
1	1:43.500	1:43.500	73.043
2	3:21.731	1:38.231	76.961
3	4:59.592	1:37.861	77.252
4	6:36.882	1:37.290	77.706

2 44 Mick JORDAN

Total Time **6:37.190** Avg Speed **76.135** Behind **0.308**
Best Time **1:36.955** Best Speed **77.974** On 4 Gp a

Lap	Elapsed Time	Lap Time	Lap Speed
1	1:44.151	1:44.151	72.587
2	3:22.407	1:38.256	76.942
3	5:00.235	1:37.828	77.278
4	6:37.190	1:36.955	77.974

3 150 Liam KELLY

Total Time **6:37.682** Avg Speed **76.041** Behind **0.800**
Best Time **1:37.251** Best Speed **77.737** On 4 Gp a

Lap	Elapsed Time	Lap Time	Lap Speed
1	1:44.547	1:44.547	72.312
2	3:22.553	1:38.006	77.138
3	5:00.431	1:37.878	77.239
4	6:37.682	1:37.251	77.737

4 74 Gerry O KANE jnr

Total Time **6:39.810** Avg Speed **75.636** Behind **2.928**
Best Time **1:37.120** Best Speed **77.842** On 4 Gp a

Lap	Elapsed Time	Lap Time	Lap Speed
1	1:45.756	1:45.756	71.485
2	3:23.919	1:38.163	77.015
3	5:02.690	1:38.771	76.541
4	6:39.810	1:37.120	77.842

5 30 Aron HATCH

Total Time **6:40.149** Avg Speed **75.572** Behind **3.267**
Best Time **1:38.161** Best Speed **77.016** On 4 Gp a

Lap	Elapsed Time	Lap Time	Lap Speed
1	1:45.321	1:45.321	71.781
2	3:23.589	1:38.268	76.932
3	5:01.988	1:38.399	76.830
4	6:40.149	1:38.161	77.016

Race Classification

6 8 Mark LARKIN

Total Time **6:41.237** Avg Speed **75.367** Behind **4.355**
Best Time **1:38.741** Best Speed **76.564** On 4 Gp a

Lap	Elapsed Time	Lap Time	Lap Speed
1	1:44.382	1:44.382	72.426
2	3:23.409	1:39.027	76.343
3	5:02.496	1:39.087	76.297
4	6:41.237	1:38.741	76.564

7 57 Adrian LOGUE

Total Time **6:42.240** Avg Speed **75.179** Behind **5.358**
Best Time **1:36.620** Best Speed **78.245** On 4 Gp b

Lap	Elapsed Time	Lap Time	Lap Speed
1	1:45.905	1:45.905	71.385
2	3:26.364	1:40.459	75.255
3	5:05.620	1:39.256	76.167
4	6:42.240	1:36.620	78.245

8 106 Bernard DALY

Total Time **6:44.715** Avg Speed **74.719** Behind **7.833**
Best Time **1:39.171** Best Speed **76.232** On 3 Gp b

Lap	Elapsed Time	Lap Time	Lap Speed
1	1:45.741	1:45.741	71.495
2	3:26.224	1:40.483	75.237
3	5:05.395	1:39.171	76.232
4	6:44.715	1:39.320	76.118

9 51 Colin MARTIN

Total Time **6:45.296** Avg Speed **74.612** Behind **8.414**
Best Time **1:39.232** Best Speed **76.185** On 4 Gp b

Lap	Elapsed Time	Lap Time	Lap Speed
1	1:46.582	1:46.582	70.931
2	3:26.653	1:40.071	75.546
3	5:06.064	1:39.411	76.048
4	6:45.296	1:39.232	76.185

10 174 Rodney PATTON

Total Time **6:46.173** Avg Speed **74.451** Behind **9.291**
Best Time **1:39.751** Best Speed **75.789** On 2 Gp a

Lap	Elapsed Time	Lap Time	Lap Speed
1	1:46.543	1:46.543	70.957
2	3:26.294	1:39.751	75.789
3	5:06.217	1:39.923	75.658
4	6:46.173	1:39.956	75.633





SENIOR SUPPORT

Race 16 - Clinton Enterprises Senior Support B

Saturday, 24 April 2010

DETAILED RESULT

Race Classification

11 **46 Stephen WILSON**

Total Time **6:56.959** Avg Speed **72.525** Behind **20.077**
 Best Time **1:41.076** Best Speed **74.795** On **3** Gp **c**

Lap	Elapsed Time	Lap Time	Lap Speed
1	1:51.637	1:51.637	67.719
2	3:34.242	1:42.605	73.681
3	5:15.318	1:41.076	74.795
4	6:56.959	1:41.641	74.379

12 **14 Rodney LITTLE**

Total Time **6:57.527** Avg Speed **72.426** Behind **20.645**
 Best Time **1:42.504** Best Speed **73.753** On **3** Gp **b**

Lap	Elapsed Time	Lap Time	Lap Speed
1	1:48.608	1:48.608	69.608
2	3:31.481	1:42.873	73.489
3	5:13.985	1:42.504	73.753
4	6:57.527	1:43.542	73.014

13 **96 Stephen CARR**

Total Time **7:08.112** Avg Speed **70.636** Behind **31.230**
 Best Time **1:44.758** Best Speed **72.166** On **2** Gp **b**

Lap	Elapsed Time	Lap Time	Lap Speed
1	1:52.403	1:52.403	67.258
2	3:37.161	1:44.758	72.166
3	5:22.830	1:45.669	71.544
4	7:08.112	1:45.282	71.807

14 **901 Stuart KIRK**

Total Time **7:08.852** Avg Speed **70.514** Behind **31.970**
 Best Time **1:44.686** Best Speed **72.216** On **4** Gp **c**

Lap	Elapsed Time	Lap Time	Lap Speed
1	1:51.381	1:51.381	67.875
2	3:37.797	1:46.416	71.042
3	5:24.166	1:46.369	71.073
4	7:08.852	1:44.686	72.216

15 **81 Julian KIRK**

Total Time **7:08.962** Avg Speed **70.496** Behind **32.080**
 Best Time **1:44.387** Best Speed **72.423** On **4** Gp **b**

Lap	Elapsed Time	Lap Time	Lap Speed
1	1:54.567	1:54.567	65.988
2	3:39.488	1:44.921	72.054
3	5:24.575	1:45.087	71.940
4	7:08.962	1:44.387	72.423

Race Classification

16 **37 Darren FAGAN**

Total Time **7:09.069** Avg Speed **70.478** Behind **32.187**
 Best Time **1:44.280** Best Speed **72.497** On **4** Gp **c**

Lap	Elapsed Time	Lap Time	Lap Speed
1	1:51.969	1:51.969	67.519
2	3:38.559	1:46.590	70.926
3	5:24.789	1:46.230	71.166
4	7:09.069	1:44.280	72.497

17 **104 Mark LINTON**

Total Time **7:09.301** Avg Speed **70.440** Behind **32.419**
 Best Time **1:45.049** Best Speed **71.966** On **4** Gp **c**

Lap	Elapsed Time	Lap Time	Lap Speed
1	1:52.264	1:52.264	67.341
2	3:37.977	1:45.713	71.514
3	5:24.252	1:46.275	71.136
4	7:09.301	1:45.049	71.966

18 **144 Yvonne MONTGOMERY**

Total Time **7:10.338** Avg Speed **70.270** Behind **33.456**
 Best Time **1:45.102** Best Speed **71.930** On **3** Gp **c**

Lap	Elapsed Time	Lap Time	Lap Speed
1	1:54.722	1:54.722	65.898
2	3:39.985	1:45.263	71.820
3	5:25.087	1:45.102	71.930
4	7:10.338	1:45.251	71.828

19 **18 Stuart ROBB**

Total Time **7:14.729** Avg Speed **69.561** Behind **37.847**
 Best Time **1:46.267** Best Speed **71.142** On **2** Gp **c**

Lap	Elapsed Time	Lap Time	Lap Speed
1	1:53.299	1:53.299	66.726
2	3:39.566	1:46.267	71.142
3	5:27.091	1:47.525	70.309
4	7:14.729	1:47.638	70.235


20 **19 Stephen BEATTIE**

Total Time **7:29.683** Avg Speed **67.247** Behind **52.801**
 Best Time **1:48.767** Best Speed **69.506** On **2** Gp **c**

Lap	Elapsed Time	Lap Time	Lap Speed
1	1:56.361	1:56.361	64.970
2	3:45.128	1:48.767	69.506
3	5:35.118	1:49.990	68.734
4	7:29.683	1:54.565	65.989

Not Classified





Not Classified

DNF 169 Philip MULLAN

Total Time **6:44.851** Avg Speed **74.694** Behind **7.969**

Best Time **1:36.182** Best Speed **78.601** On **3** Gp **b**

Lap	Elapsed Time	Lap Time	Lap Speed
1	1:52.836	1:52.836	67.000
2	3:30.201	1:37.365	77.646
3	5:06.383	1:36.182	78.601
4	6:44.851	1:38.468	76.776

THE ROYAL HOTEL & BRAESIDE COOKSTOWN 100

SENIOR SUPPORT

Race 16 - Clinton Enterprises Senior Support B

LAP CHART



1

No	Name	G	Elapsed Time	Lap Time
113	Ronan PENTONY	a	1:43.500	1:43.500
44	Mick JORDAN	a	1:44.151	1:44.151
8	Mark LARKIN	a	1:44.382	1:44.382
150	Liam KELLY	a	1:44.547	1:44.547
30	Aron HATCH	a	1:45.321	1:45.321
106	Bernard DALY	b	1:45.741	1:45.741
74	Gerry O KANE jnr	a	1:45.756	1:45.756
57	Adrian LOGUE	b	1:45.905	1:45.905
174	Rodney PATTON	a	1:46.543	1:46.543
51	Colin MARTIN	b	1:46.582	1:46.582
14	Rodney LITTLE	b	1:48.608	1:48.608
901	Stuart KIRK	c	1:51.381	1:51.381
46	Stephen WILSON	c	1:51.637	1:51.637
37	Darren FAGAN	c	1:51.969	1:51.969
104	Mark LINTON	c	1:52.264	1:52.264
96	Stephen CARR	b	1:52.403	1:52.403
169	Philip MULLAN	b	1:52.836	1:52.836
18	Stuart ROBB	c	1:53.299	1:53.299
81	Julian KIRK	b	1:54.567	1:54.567
144	Yvonne MONTGOMERY	c	1:54.722	1:54.722
19	Stephen BEATTIE	c	1:56.361	1:56.361

2

No	Name	G	Elapsed Time	Lap Time
113	Ronan PENTONY	a	3:21.731	1:38.231
44	Mick JORDAN	a	3:22.407	1:38.256
150	Liam KELLY	a	3:22.553	1:38.006
8	Mark LARKIN	a	3:23.409	1:39.027
30	Aron HATCH	a	3:23.589	1:38.268
74	Gerry O KANE jnr	a	3:23.919	1:38.163
106	Bernard DALY	b	3:26.224	1:40.483
174	Rodney PATTON	a	3:26.294	1:39.751
57	Adrian LOGUE	b	3:26.364	1:40.459
51	Colin MARTIN	b	3:26.653	1:40.071
169	Philip MULLAN	b	3:30.201	1:37.365
14	Rodney LITTLE	b	3:31.481	1:42.873
46	Stephen WILSON	c	3:34.242	1:42.605
96	Stephen CARR	b	3:37.161	1:44.758
901	Stuart KIRK	c	3:37.797	1:46.416
104	Mark LINTON	c	3:37.977	1:45.713
37	Darren FAGAN	c	3:38.559	1:46.590
81	Julian KIRK	b	3:39.488	1:44.921
18	Stuart ROBB	c	3:39.566	1:46.267
144	Yvonne MONTGOMERY	c	3:39.985	1:45.263
19	Stephen BEATTIE	c	3:45.128	1:48.767

3

No	Name	G	Elapsed Time	Lap Time
113	Ronan PENTONY	a	4:59.592	1:37.861
44	Mick JORDAN	a	5:00.235	1:37.828
150	Liam KELLY	a	5:00.431	1:37.878
30	Aron HATCH	a	5:01.988	1:38.399
8	Mark LARKIN	a	5:02.496	1:39.087
74	Gerry O KANE jnr	a	5:02.690	1:38.771
106	Bernard DALY	b	5:05.395	1:39.171
57	Adrian LOGUE	b	5:05.620	1:39.256
51	Colin MARTIN	b	5:06.064	1:39.411
174	Rodney PATTON	a	5:06.217	1:39.923
169	Philip MULLAN	b	5:06.383	1:36.182
14	Rodney LITTLE	b	5:13.985	1:42.504
46	Stephen WILSON	c	5:15.318	1:41.076
96	Stephen CARR	b	5:22.830	1:45.669
901	Stuart KIRK	c	5:24.166	1:46.369
104	Mark LINTON	c	5:24.252	1:46.275
81	Julian KIRK	b	5:24.575	1:45.087
37	Darren FAGAN	c	5:24.789	1:46.230
144	Yvonne MONTGOMERY	c	5:25.087	1:45.102
18	Stuart ROBB	c	5:27.091	1:47.525
19	Stephen BEATTIE	c	5:35.118	1:49.990

4

No	Name	G	Elapsed Time	Lap Time
113	Ronan PENTONY	a	6:36.882	1:37.290
44	Mick JORDAN	a	6:37.190	1:36.955
150	Liam KELLY	a	6:37.682	1:37.251
74	Gerry O KANE jnr	a	6:39.810	1:37.120
30	Aron HATCH	a	6:40.149	1:38.161
8	Mark LARKIN	a	6:41.237	1:38.741
57	Adrian LOGUE	b	6:42.240	1:36.620
106	Bernard DALY	b	6:44.715	1:39.320
169	Philip MULLAN	b	6:44.851	1:38.468
51	Colin MARTIN	b	6:45.296	1:39.232
174	Rodney PATTON	a	6:46.173	1:39.956
46	Stephen WILSON	c	6:56.959	1:41.641
14	Rodney LITTLE	b	6:57.527	1:43.542
96	Stephen CARR	b	7:08.112	1:45.282
901	Stuart KIRK	c	7:08.852	1:44.686
81	Julian KIRK	b	7:08.962	1:44.387
37	Darren FAGAN	c	7:09.069	1:44.280
104	Mark LINTON	c	7:09.301	1:45.049
144	Yvonne MONTGOMERY	c	7:10.338	1:45.251
18	Stuart ROBB	c	7:14.729	1:47.638
19	Stephen BEATTIE	c	7:29.683	1:54.565

