




**Royal Hotel**  
**& BRAESIDE**

**COOKSTOWN 100**

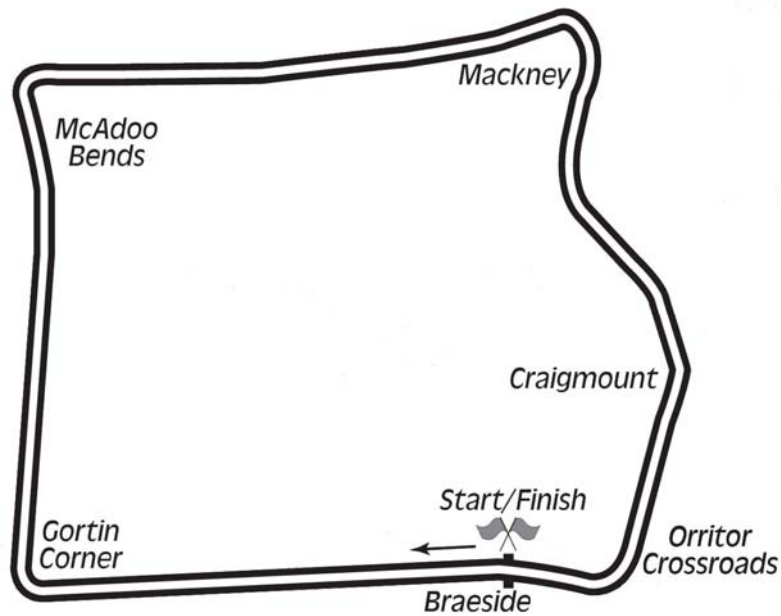
**Friday 23<sup>rd</sup> & Saturday 24<sup>th</sup> April 2010**

**promoted by Cookstown & District MCC**  
**[www.cookstown100.com](http://www.cookstown100.com)**

**REID Bros. & R & M GREENKEEPER LTD.**  
**CLASSIC 250cc / 350cc**



# Orritor Circuit 2.1 miles



## LAP RECORDS

Class	Rider	Machine	m s	mph	Year
125cc	Darran Lindsay	Honda	1 34.778	79.765	2005
250cc	William Dunlop	Honda	1 29.658	84.320	2009
Supersport 400	Ryan Farquhar	Kawasaki	1 36.97	77.962	2003
Supertwins	Ryan Farquhar	Kawasaki 650	1 34.182	80.270	2009
Supersport	Keith Amor	Honda	1 25.144	88.791	2009
Open 1000cc	Keith Amor	Honda	1 23.378	90.671	2009
Senior Support	Gary Robinson	Yamaha 600	1 29.956	84.041	2007
Junior Support	Michael Dunlop	Yamaha 250	1 36.181	78.602	2006
Classic 1000cc	Wattie Brown	Norton 920	1 40.273	75.394	2006
Classic 500cc	Colin Rodgers	Honda	1 42.787	73.550	2004
Classic 350cc	Paul Coward	Honda	1 43.421	73.099	2004
Classic 250cc	Geoff McMullan	Suzuki	1 47.294	70.461	2006

## MOST WINS at COOKSTOWN 100

Ray McCullough	14	1967 - 79
Ryan Farquhar	13	1996 - 09
Joey Dunlop	11	1977 - 98
Robert Dunlop	11	1985 - 08
Phillip McCallen	10	1987 - 96
Courtney Junk	8	1974 - 83
Mervyn Elwood	8	1987 - 97

## ALL TIME IRISH ROAD RACE WINNERS (after Killalane 2009)

Most Wins at All Irish Road Race Meetings			Most Wins at Irish National Road Race Meetings		
1. Joey Dunlop	156	1971-00	1. Ryan Farquhar	121	1995-09
2. Robert Dunlop	135	1980-08	2. Joey Dunlop	119	1971-00
3. Ryan Farquhar	130	1995-09	3. Robert Dunlop	111	1980-08
4. Ray McCullough	109	1960-82	4. Ray McCullough	99	1960-82
5. Phillip McCallen	109	1987-99	5. Phillip McCallen	84	1987-99




CLASSIC 250cc/350cc

Group A Qualifying

Friday, 23 April 2010

Pos	Class	No	Name	Machine / Sponsor	----- Best Lap -----			On	Laps
					Time	Behind	Speed		
Qualifying Classification									
1	C350	16	John BURROWS	Honda 350 - Gerry O'Sullivan	1:49.653		68.945	5	5
2	C350	8	Allan BREW	Drixton Aermacchi 349 - Mike & Dawn Jacobs	1:51.185	1.532	67.995	4	6
3	C350	2	Freddie STEWART	Honda 350	1:52.380	2.727	67.272	5	6
4	C350	56	Alex CONROY	Honda 350	1:53.059	3.406	66.868	5	6
5	C350	110	Denis GALLAGHER	Drixton Honda 350	1:55.232	5.579	65.607	3	5
6	C350	4	Billy LYLE	Honda 350 - Stewart	1:55.423	5.770	65.498	3	6
7	C350	67	Mark McGAW	Honda 350	1:56.354	6.701	64.974	2	5
8	C350	58	Ian AMBLER	Honda 350	1:56.524	6.871	64.879	5	6
9	C350	211	Tim STEPHENSON	Seeley Honda 350 - John Bell	1:57.069	7.416	64.577	2	5
10	C250	40	Barry DAVIDSON	Honda 198 - Dempster	1:58.948	9.295	63.557	4	5
11	C250	11	Peter WAKEFIELD	Suzuki 250 - Jeff Carbutt	1:59.415	9.762	63.309	5	5
12	C350	100	Andy HUNT	Seeley AJS 7R	1:59.577	9.924	63.223	5	5
13	C350	130	Mark CAPEWELL	Aermacchi 350	2:03.866	14.213	61.034	5	5
14	C350	27	Trevor RUFUS	Drixton Honda 350	2:03.919	14.266	61.008	2	5
15	C350	72	Gerry O KANE jnr	Honda 350	2:05.797	16.144	60.097	4	5
16	C350	42	Brian LOUGHLIN	Honda 350	2:06.656	17.003	59.689	3	5
17	C250	12	Richard FORD	Suzuki 247	2:14.543	24.890	56.190	2	5
18	C350	52	Michael THOMAS	Honda 350	2:20.328	30.675	53.874	2	5
19	C350	6	Keith COSTELLO	Honda 350	2:48.775	59.122	44.793	1	1

These Results are provisional and are subject to ratification by the Stewards of the Meeting.

Track	<b>Orritor</b>	Signed		Organising Club	<b>Cookstown &amp; District MCC</b>
Length(miles)	<b>2.1000</b>		Chief Timekeeper	Qualifying Started	<b>15:37:33.762</b>
Weather	<b>Sunny</b>	Issued At:	15:51:27		
Track	<b>Dry</b>				



MCUI  
Ulster Centre  
Timing  
www.mcui-uc.org.uk



Powered by  
**e-Laps II**  
© 2008  
Walter Marks



CLASSIC 250cc/350cc

Group A Qualifying

Friday, 23 April 2010

DETAILED RESULT

## Qualifying Classification

Position

**1** 16 John BURROWS

Behind

Best Time **1:49.653** Best Speed **68.945** On **5** Gp **a**

Lap	Elapsed Time	Lap Time	Lap Speed
1	3:21.981	3:21.981	37.429
2	5:16.312	1:54.331	66.124
3	7:08.840	1:52.528	67.183
4	9:00.166	1:51.326	67.909
5	10:49.819	1:49.653	68.945

**2** 8 Allan BREW

Behind **1.532**

Best Time **1:51.185** Best Speed **67.995** On **4** Gp **a**

Lap	Elapsed Time	Lap Time	Lap Speed
1	2:12.051	2:12.051	57.251
2	4:04.888	1:52.837	66.999
3	5:56.186	1:51.298	67.926
4	7:47.371	1:51.185	67.995
5	9:39.726	1:52.355	67.287
6	11:46.768	2:07.042	59.508

**3** 2 Freddie STEWART

Behind **2.727**

Best Time **1:52.380** Best Speed **67.272** On **5** Gp **a**

Lap	Elapsed Time	Lap Time	Lap Speed
1	2:28.374	2:28.374	50.952
2	4:23.583	1:55.209	65.620
3	6:19.727	1:56.144	65.092
4	8:13.722	1:53.995	66.319
5	10:06.102	1:52.380	67.272
6	12:34.816	2:28.714	50.836

**4** 56 Alex CONROY

Behind **3.406**

Best Time **1:53.059** Best Speed **66.868** On **5** Gp **a**

Lap	Elapsed Time	Lap Time	Lap Speed
1	2:26.797	2:26.797	51.500
2	4:22.800	1:56.003	65.171
3	6:21.035	1:58.235	63.940
4	8:15.230	1:54.195	66.203
5	10:08.289	1:53.059	66.868
6	12:35.597	2:27.308	51.321

## Qualifying Classification

Position

**5** 110 Denis GALLAGHER

Behind **5.579**

Best Time **1:55.232** Best Speed **65.607** On **3** Gp **a**

Lap	Elapsed Time	Lap Time	Lap Speed
1	3:15.615	3:15.615	38.647
2	5:13.378	1:57.763	64.197
3	7:08.610	1:55.232	65.607
4	9:06.300	1:57.690	64.237
5	11:04.253	1:57.953	64.093

**6** 4 Billy LYLE

Behind **5.770**

Best Time **1:55.423** Best Speed **65.498** On **3** Gp **a**

Lap	Elapsed Time	Lap Time	Lap Speed
1	2:51.098	2:51.098	44.185
2	4:48.802	1:57.704	64.229
3	6:44.225	1:55.423	65.498
4	8:40.383	1:56.158	65.084
5	10:36.623	1:56.240	65.038
6	13:00.593	2:23.970	52.511

**7** 67 Mark McGAW

Behind **6.701**

Best Time **1:56.354** Best Speed **64.974** On **2** Gp **a**

Lap	Elapsed Time	Lap Time	Lap Speed
1	3:15.654	3:15.654	38.640
2	5:12.008	1:56.354	64.974
3	7:08.391	1:56.383	64.958
4	9:06.101	1:57.710	64.226
5	11:03.987	1:57.886	64.130

**8** 58 Ian AMBLER

Behind **6.871**

Best Time **1:56.524** Best Speed **64.879** On **5** Gp **a**

Lap	Elapsed Time	Lap Time	Lap Speed
1	2:37.464	2:37.464	48.011
2	4:34.969	1:57.505	64.338
3	6:32.372	1:57.403	64.394
4	8:28.920	1:56.548	64.866
5	10:25.444	1:56.524	64.879
6	12:58.934	2:33.490	49.254



CLASSIC 250cc/350cc

Group A Qualifying

Friday, 23 April 2010

DETAILED RESULT

## Qualifying Classification

Position

**9** 211 Tim STEPHENSON

Behind 7.416

Best Time 1:57.069 Best Speed 64.577 On 2 Gp a

Lap	Elapsed Time	Lap Time	Lap Speed
1	2:24.908	2:24.908	52.171
2	4:21.977	1:57.069	64.577
3	6:20.605	1:58.628	63.729
4	8:20.605	2:00.000	63.000
5	10:23.612	2:03.007	61.460

**10** 40 Barry DAVIDSON

Behind 9.295

Best Time 1:58.948 Best Speed 63.557 On 4 Gp a

Lap	Elapsed Time	Lap Time	Lap Speed
1	3:02.687	3:02.687	41.382
2	5:05.626	2:02.939	61.494
3	7:05.108	1:59.482	63.273
4	9:04.056	1:58.948	63.557
5	11:04.414	2:00.358	62.813

**11** 11 Peter WAKEFIELD

Behind 9.762

Best Time 1:59.415 Best Speed 63.309 On 5 Gp a

Lap	Elapsed Time	Lap Time	Lap Speed
1	2:56.373	2:56.373	42.864
2	5:01.256	2:04.883	60.537
3	7:03.103	2:01.847	62.045
4	9:03.773	2:00.670	62.650
5	11:03.188	1:59.415	63.309

**12** 100 Andy HUNT

Behind 9.924

Best Time 1:59.577 Best Speed 63.223 On 5 Gp a

Lap	Elapsed Time	Lap Time	Lap Speed
1	3:14.842	3:14.842	38.801
2	5:23.005	2:08.163	58.987
3	7:27.430	2:04.425	60.759
4	9:29.154	2:01.724	62.108
5	11:28.731	1:59.577	63.223

## Qualifying Classification

Position

**13** 130 Mark CAPEWELL

Behind 14.213

Best Time 2:03.866 Best Speed 61.034 On 5 Gp a

Lap	Elapsed Time	Lap Time	Lap Speed
1	3:14.295	3:14.295	38.910
2	5:18.271	2:03.976	60.980
3	7:22.403	2:04.132	60.903
4	9:26.279	2:03.876	61.029
5	11:30.145	2:03.866	61.034

**14** 27 Trevor RUFUS

Behind 14.266

Best Time 2:03.919 Best Speed 61.008 On 2 Gp a

Lap	Elapsed Time	Lap Time	Lap Speed
1	3:19.939	3:19.939	37.812
2	5:23.858	2:03.919	61.008
3	7:28.729	2:04.871	60.542
4	9:32.892	2:04.163	60.888
5	11:37.774	2:04.882	60.537

**15** 72 Gerry O KANE jnr

Behind 16.144

Best Time 2:05.797 Best Speed 60.097 On 4 Gp a

Lap	Elapsed Time	Lap Time	Lap Speed
1	2:24.998	2:24.998	52.139
2	4:34.798	2:09.800	58.243
3	6:42.293	2:07.495	59.296
4	8:48.090	2:05.797	60.097
5	10:56.877	2:08.787	58.702

**16** 42 Brian LOUGHLIN

Behind 17.003

Best Time 2:06.656 Best Speed 59.689 On 3 Gp a

Lap	Elapsed Time	Lap Time	Lap Speed
1	3:21.743	3:21.743	37.473
2	5:30.217	2:08.474	58.845
3	7:36.873	2:06.656	59.689
4	9:44.885	2:08.012	59.057
5	11:59.979	2:15.094	55.961



CLASSIC 250cc/350cc

Group A Qualifying

Friday, 23 April 2010

DETAILED RESULT

**Qualifying Classification**

Position

**17** 12 Richard FORD

Behind 24.890

Best Time 2:14.543 Best Speed 56.190 On 2 Gp a

Lap	Elapsed Time	Lap Time	Lap Speed
1	3:21.416	3:21.416	37.534
2	5:35.959	2:14.543	56.190
3	7:55.229	2:19.270	54.283
4	10:15.669	2:20.440	53.831
5	12:42.291	2:26.622	51.561

**18** 52 Michael THOMAS

Behind 30.675

Best Time 2:20.328 Best Speed 53.874 On 2 Gp a

Lap	Elapsed Time	Lap Time	Lap Speed
1	3:19.582	3:19.582	37.879
2	5:39.910	2:20.328	53.874
3	8:01.396	2:21.486	53.433
4	10:22.752	2:21.356	53.482
5	12:56.599	2:33.847	49.140

**19** 6 Keith COSTELLO

Behind 59.122

Best Time 2:48.775 Best Speed 44.793 On 1 Gp a

Lap	Elapsed Time	Lap Time	Lap Speed
1	2:48.775	2:48.775	44.793



# THE ROYAL HOTEL & BRAESIDE COOKSTOWN 100

## CLASSIC 250cc/350cc


### Group B Qualifying

### Friday, 23 April 2010



Pos	Class	No	Name	Machine / Sponsor	----- Best Lap -----				Laps
					Time	Behind	Speed	On	
Qualifying Classification									
1	C250	76	Philip SHAW	Suzuki 250	1:53.087		66.851	2	6
2	C350	45	Les CROSS	Spondon Honda 350	1:57.569	4.482	64.303	4	6
3	C250	14	Jeff WARD	Suzuki 250 - Jeff Carbutt	1:57.599	4.512	64.286	3	6
4	C350	25	David HASTINGS	Honda 350	2:00.102	7.015	62.946	5	6
5	C250	43	Alex McVICKER	Honda 250 - John Ennis	2:04.252	11.165	60.844	4	6
6	C350	191	Jack WILLIAMSON	Honda 350 - MJM Classic Racing	2:04.342	11.255	60.800	2	2
7	C250	63	Davy CRAWFORD	Honda 198 - D.P. Racing	2:05.691	12.604	60.148	3	5
8	C250	41	Gregory McCARTEN	Honda 198	2:06.824	13.737	59.610	5	6
9	C350	18	Thomas HOGG	Honda 350 - Leonard	2:11.960	18.873	57.290	3	6
10	C250	48	Alex BLACK	Honda 250	2:12.682	19.595	56.978	5	5
11	C350	83	Thomas CRAIG	Honda 350	2:18.090	25.003	54.747	3	4
12	C350	4	Billy LYLE	Honda 350	2:21.751	28.664	53.333	2	5
13	C250	69	Allen GIBSON	Villiers 247	2:22.634	29.547	53.003	3	5
14	C250	34	Trevor STEWART	Honda 250	2:34.436	41.349	48.952	2	5
15	C350	6	Keith COSTELLO	Honda 350	2:35.629	42.542	48.577	1	1

These Results are provisional and are subject to ratification by the Stewards of the Meeting.

Track	<b>Orritor</b>	Signed  Chief Timekeeper	Organising Club	<b>Cookstown &amp; District MCC</b>
Length(miles)	<b>2.1000</b>		Qualifying Started	<b>15:52:08.000</b>
Weather	<b>Sunny</b>	Issued At:	16:06:49	
Track	<b>Dry</b>			



**MCUI**  
Ulster Centre  
Timing  
www.mcui-uc.org.uk



Powered by  
**e-Laps II**  
© 2008  
Walter Marks



CLASSIC 250cc/350cc

Group B Qualifying

Friday, 23 April 2010

DETAILED RESULT

## Qualifying Classification

Position

**1** 76 Philip SHAW

Behind

Best Time **1:53.087** Best Speed **66.851** On **2** Gp **a**

Lap	Elapsed Time	Lap Time	Lap Speed
1	2:01.599	2:01.599	62.172
2	3:54.686	1:53.087	66.851
3	5:50.471	1:55.785	65.293
4	7:48.425	1:57.954	64.093
5	9:44.338	1:55.913	65.221
6	12:00.123	2:15.785	55.676

**2** 45 Les CROSS

Behind **4.482**

Best Time **1:57.569** Best Speed **64.303** On **4** Gp **a**

Lap	Elapsed Time	Lap Time	Lap Speed
1	2:41.214	2:41.214	46.894
2	4:41.763	2:00.549	62.713
3	6:41.944	2:00.181	62.905
4	8:39.513	1:57.569	64.303
5	10:41.419	2:01.906	62.015
6	13:08.192	2:26.773	51.508

**3** 14 Jeff WARD

Behind **4.512**

Best Time **1:57.599** Best Speed **64.286** On **3** Gp **a**

Lap	Elapsed Time	Lap Time	Lap Speed
1	2:08.453	2:08.453	58.854
2	4:06.674	1:58.221	63.948
3	6:04.273	1:57.599	64.286
4	8:04.524	2:00.251	62.869
5	10:03.661	1:59.137	63.456
6	12:16.228	2:12.567	57.028

**4** 25 David HASTINGS

Behind **7.015**

Best Time **2:00.102** Best Speed **62.946** On **5** Gp **a**

Lap	Elapsed Time	Lap Time	Lap Speed
1	2:53.096	2:53.096	43.675
2	4:55.203	2:02.107	61.913
3	6:56.660	2:01.457	62.244
4	8:59.843	2:03.183	61.372
5	10:59.945	2:00.102	62.946
6	13:21.008	2:21.063	53.593

## Qualifying Classification

Position

**5** 43 Alex McVICKER

Behind **11.165**

Best Time **2:04.252** Best Speed **60.844** On **4** Gp **a**

Lap	Elapsed Time	Lap Time	Lap Speed
1	2:24.436	2:24.436	52.342
2	4:36.447	2:12.011	57.268
3	6:40.798	2:04.351	60.796
4	8:45.050	2:04.252	60.844
5	10:49.330	2:04.280	60.830
6	13:08.575	2:19.245	54.293

**6** 191 Jack WILLIAMSON

Behind **11.255**

Best Time **2:04.342** Best Speed **60.800** On **2** Gp **a**

Lap	Elapsed Time	Lap Time	Lap Speed
1	2:33.262	2:33.262	49.327
2	4:37.604	2:04.342	60.800

**7** 63 Davy CRAWFORD

Behind **12.604**

Best Time **2:05.691** Best Speed **60.148** On **3** Gp **a**

Lap	Elapsed Time	Lap Time	Lap Speed
1	2:40.093	2:40.093	47.223
2	4:50.084	2:09.991	58.158
3	6:55.775	2:05.691	60.148
4	9:28.149	2:32.374	49.615
5	11:50.838	2:22.689	52.982

**8** 41 Gregory McCARTEN

Behind **13.737**

Best Time **2:06.824** Best Speed **59.610** On **5** Gp **a**

Lap	Elapsed Time	Lap Time	Lap Speed
1	2:41.952	2:41.952	46.680
2	4:49.043	2:07.091	59.485
3	6:56.207	2:07.164	59.451
4	9:06.755	2:10.548	57.910
5	11:13.579	2:06.824	59.610
6	13:51.479	2:37.900	47.878





CLASSIC 250cc/350cc

Group B Qualifying

Friday, 23 April 2010

DETAILED RESULT

## Qualifying Classification

Position

**9** 18 Thomas HOGG

Behind 18.873

Best Time 2:11.960 Best Speed 57.290 On 3 Gp a

Lap	Elapsed Time	Lap Time	Lap Speed
1	2:23.441	2:23.441	52.705
2	4:42.920	2:19.479	54.202
3	6:54.880	2:11.960	57.290
4	9:08.707	2:13.827	56.491
5	11:22.535	2:13.828	56.490
6	14:00.611	2:38.076	47.825

**10** 48 Alex BLACK

Behind 19.595

Best Time 2:12.682 Best Speed 56.978 On 5 Gp a

Lap	Elapsed Time	Lap Time	Lap Speed
1	2:58.248	2:58.248	42.413
2	5:12.161	2:13.913	56.455
3	7:26.534	2:14.373	56.261
4	9:40.432	2:13.898	56.461
5	11:53.114	2:12.682	56.978

**11** 83 Thomas CRAIG

Behind 25.003

Best Time 2:18.090 Best Speed 54.747 On 3 Gp a

Lap	Elapsed Time	Lap Time	Lap Speed
1	3:07.491	3:07.491	40.322
2	5:29.455	2:21.964	53.253
3	7:47.545	2:18.090	54.747
4	10:06.896	2:19.351	54.251

**12** 4 Billy LYLE

Behind 28.664

Best Time 2:21.751 Best Speed 53.333 On 2 Gp a

Lap	Elapsed Time	Lap Time	Lap Speed
1	3:09.510	3:09.510	39.892
2	5:31.261	2:21.751	53.333
3	8:01.635	2:30.374	50.275
4	10:33.073	2:31.438	49.921
5	13:16.478	2:43.405	46.265

## Qualifying Classification

Position

**13** 69 Allen GIBSON

Behind 29.547

Best Time 2:22.634 Best Speed 53.003 On 3 Gp a

Lap	Elapsed Time	Lap Time	Lap Speed
1	3:16.651	3:16.651	38.444
2	5:41.779	2:25.128	52.092
3	8:04.413	2:22.634	53.003
4	10:27.423	2:23.010	52.863
5	12:53.480	2:26.057	51.761

**14** 34 Trevor STEWART

Behind 41.349

Best Time 2:34.436 Best Speed 48.952 On 2 Gp a

Lap	Elapsed Time	Lap Time	Lap Speed
1	3:17.656	3:17.656	38.248
2	5:52.092	2:34.436	48.952
3	8:27.396	2:35.304	48.679
4	11:03.367	2:35.971	48.471
5	13:44.228	2:40.861	46.997

**15** 6 Keith COSTELLO

Behind 42.542

Best Time 2:35.629 Best Speed 48.577 On 1 Gp a

Lap	Elapsed Time	Lap Time	Lap Speed
1	2:35.629	2:35.629	48.577

# THE ROYAL HOTEL & BRAESIDE COOKSTOWN 10

CLASSIC 250cc/350cc


Combined Qualifying

Friday, 23 April 2010



-----Best Time / Qual Laps-----							Overall Best Time / Speed / Total Qual Laps	
Pos	Class	No Name	Session A	Session B	Session C	Session D		
1	C350	16 John BURROWS	1:49.653	-----	-----	-----	1:49.653	68.945
2	C350	8 Allan BREW	1:51.185	-----	-----	-----	1:51.185	67.995
3	C350	2 Freddie STEWART	1:52.380	-----	-----	-----	1:52.380	67.272
4	C350	56 Alex CONROY	1:53.059	-----	-----	-----	1:53.059	66.868
5	C250	76 Philip SHAW	-----	1:53.087	-----	-----	1:53.087	66.851
6	C350	110 Denis GALLAGHER	1:55.232	-----	-----	-----	1:55.232	65.607
7	C350	4 Billy LYLE	1:55.423	2:21.751	-----	-----	1:55.423	65.498
8	C350	67 Mark McGAW	1:56.354	-----	-----	-----	1:56.354	64.974
9	C350	58 Ian AMBLER	1:56.524	-----	-----	-----	1:56.524	64.879
10	C350	211 Tim STEPHENSON	1:57.069	-----	-----	-----	1:57.069	64.577
11	C350	45 Les CROSS	-----	1:57.569	-----	-----	1:57.569	64.303
12	C250	14 Jeff WARD	-----	1:57.599	-----	-----	1:57.599	64.286
13	C250	40 Barry DAVIDSON	1:58.948	-----	-----	-----	1:58.948	63.557
14	C250	11 Peter WAKEFIELD	1:59.415	-----	-----	-----	1:59.415	63.309
15	C350	100 Andy HUNT	1:59.577	-----	-----	-----	1:59.577	63.223
16	C350	25 David HASTINGS	-----	2:00.102	-----	-----	2:00.102	62.946
17	C350	130 Mark CAPEWELL	2:03.866	-----	-----	-----	2:03.866	61.034
18	C350	27 Trevor RUFUS	2:03.919	-----	-----	-----	2:03.919	61.008
19	C250	43 Alex McVICKER	-----	2:04.252	-----	-----	2:04.252	60.844
20	C350	191 Jack WILLIAMSON	-----	2:04.342	-----	-----	2:04.342	60.800
21	C250	63 Davy CRAWFORD	-----	2:05.691	-----	-----	2:05.691	60.148
22	C350	72 Gerry O KANE jnr	2:05.797	-----	-----	-----	2:05.797	60.097
23	C350	42 Brian LOUGHLIN	2:06.656	-----	-----	-----	2:06.656	59.689
24	C250	41 Gregory McCARTEN	-----	2:06.824	-----	-----	2:06.824	59.610
25	C350	18 Thomas HOGG	-----	2:11.960	-----	-----	2:11.960	57.290
26	C350	48 Alex BLACK	-----	2:12.682	-----	-----	2:12.682	56.978
27	C250	12 Richard FORD	2:14.543	-----	-----	-----	2:14.543	56.190
28	C350	83 Thomas CRAIG	-----	2:18.090	-----	-----	2:18.090	54.747
29	C350	52 Michael THOMAS	2:20.328	-----	-----	-----	2:20.328	53.874
30	C250	69 Allen GIBSON	-----	2:22.634	-----	-----	2:22.634	53.003
31	C350	34 Trevor STEWART	-----	2:34.436	-----	-----	2:34.436	48.952
32	C350	6 Keith COSTELLO	2:48.775	2:35.629	-----	-----	2:35.629	48.577

These Results are provisional and are subject to ratification by the Stewards of the Meeting.

Track	Orritor	Signed	Organising Club	Cookstown & District MCC
Length(miles)	2.1000			
Weather	Sunny	Chief Timekeeper		
Track	Dry	Issued At:		



MCUI  
Ulster Centre  
Timing  
www.mcui-uc.org.uk



Powered by  
e-Laps II  
© 2008  
Walter Marks

ROYAL HOTEL & BRAESIDE COOKSTOWN 100

CLASSIC 250cc / 350cc

Orritor 2.100 Miles

R5: Reid Bros. Race A

25/04/2010 11:50

Race (8 Laps)

RACE 5 - CLASSIC 250/350cc A

11	63 A	72 B	191 C
10	27 A	43 B	130 C
9	100 A	25 B	
8			
7	11 A		
6	45 A	14 B	40 C
5	67 A	58 B	211 C
4			
3	4 A		
2	56 A	76 B	110 C
1	16 A POLE POSITION	8 B	2 C



Provisional result subject to confirmation by the Stewards of the Meeting

Orbits

Promoted by Cookstown and District Motorcycle Club

www.amb-it.com

MCUI (Ulster Centre) Timing

www.mylaps.com

view results at [www.elaps-timing.com](http://www.elaps-timing.com)

Licensed to: MCUI

ROYAL HOTEL & BRAESIDE COOKSTOWN 100

CLASSIC 250cc / 350cc

Orritor 2.100 Miles


R6: R & M Greenkeeper Race B

25/04/2010 12:10

Race (6 Laps)

RACE 6 - CLASSIC 250/350cc B

6	6 A		
5	38 A	69 B	34 C B
4	—————		
	A	B	C
3	52 A		
2	48 A	12 B	83 C A
1	42 A POLE POSITION	41 B	18 C



Provisional result subject to confirmation by the Stewards of the Meeting

Orbits

Promoted by Cookstown and District Motorcycle Club

www.amb-it.com

MCUI (Ulster Centre) Timing

www.mylaps.com

view results at [www.elaps-timing.com](http://www.elaps-timing.com)

Licensed to: MCUI

# THE ROYAL HOTEL & BRAESIDE COOKSTOWN 100

CLASSIC 250cc/350cc

Race 5 - Reid Bros. Junior Classic A

Saturday, 24 April 2010



Pos	Class	No	Name	Machine / Sponsor	Gp	Laps	Total Time	Behind	Speed	-----Best Lap-----	
										Time	Speed

## Race Classification

1	C350	16	John BURROWS	Honda 350 - Gerry O'Sullivan	a	8	14:27.477		69.719	1:45.235	71.839	8
2	C350	8	Allan BREW	Drixton Aermacchi 349 - Mike & Dawn	a	8	14:28.187	0.710	69.662	1:46.828	70.768	8
3	C350	2	Freddie STEWART	Honda 350	a	8	15:01.009	33.532	67.125	1:50.550	68.385	5
4	C350	56	Alex CONROY	Honda 350	a	8	15:02.288	34.811	67.030	1:50.388	68.486	7
5	C350	58	Ian AMBLER	Honda 350	b	8	15:06.009	38.532	66.754	1:51.055	68.074	2
6	C350	110	Denis GALLAGHER	Drixton Honda 350	a	8	15:18.579	51.102	65.841	1:51.782	67.632	3
7	C350	4	Billy LYLE	Honda 350 - Stewart	a	8	15:18.809	51.332	65.824	1:52.878	66.975	3
8	C250	11	Peter WAKEFIELD	Suzuki 250 - Jeff Carbutt	b	8	15:19.859	52.382	65.749	1:52.709	67.075	2
9	C250	40	Barry DAVIDSON	Honda 198 - Dempster	b	8	15:20.207	52.730	65.724	1:53.127	66.828	5
10	C350	100	Andy HUNT	Seeley AJS 7R	c	8	15:25.122	57.645	65.375	1:53.682	66.501	8
11	C350	27	Trevor RUFUS	Drixton Honda 350	c	8	15:28.035	1:00.558	65.170	1:54.414	66.076	7
12	C250	14	Jeff WARD	Suzuki 250 - Jeff Carbutt	b	8	15:28.595	1:01.118	65.131	1:52.963	66.925	5
13	C250	76	Phillip SHAW	Suzuki 250	a	8	15:33.059	1:05.582	64.819	1:54.886	65.804	6
14	C350	45	Les CROSS	Spondon Honda 350	b	8	15:39.774	1:12.297	64.356	1:55.074	65.697	5
15	C350	25	David HASTINGS	Honda 350	c	8	15:49.510	1:22.033	63.696	1:55.481	65.465	6
16	C350	130	Mark CAPEWELL	Aermacchi 350	c	8	15:57.726	1:30.249	63.150	1:58.087	64.021	3
17	C350	72	Gerry O KANE jnr	Honda 350	c	8	15:59.813	1:32.336	63.012	1:57.402	64.394	4
18	C250	43	Alex McVICKER	Honda 250 - John Ennis	c	7	14:25.231	1 Lap	61.163	2:00.587	62.693	7
19	C250	63	Davy CRAWFORD	Honda 198 - D.P. Racing	c	7	15:25.482	1:00.251	57.181	1:58.278	63.917	7


## Fastest Lap

C350	16	John BURROWS	Honda 350 - Gerry O'Sullivan	a						1:45.235	71.839	8
------	----	--------------	------------------------------	---	--	--	--	--	--	----------	--------	---

## Not Classified

DNF	C350	211	Tim STEPHENSON	Seeley Honda 350 - John Bell	b	7	13:20.449	1 Lap	66.113	1:51.778	67.634	7
DNF	C350	67	Mark McGAW	Honda 350	b	2	3:47.079	6 Laps	66.585	1:50.870	68.188	2

These Results are provisional and are subject to ratification by the Stewards of the Meeting.

Track	<b>Orritor</b>	Signed		Organising Club	<b>Cookstown &amp; District MCC</b>
Length(miles)	<b>2.1000</b>		Chief Timekeeper	Warmup Started	
Weather	<b>Sunny</b>			Race Started	<b>12:22:00.809</b>
Track	<b>Dry</b>	Issued At:	12:42:37	Gp Time Diff - b	<b>12.22 / c 25.38</b>



MCUI  
Ulster Centre  
Timing  
www.mcui-uc.org.uk



Powered by  
e-Laps II  
© 2008  
Walter Marks



CLASSIC 250cc/350cc

Race 5 - Reid Bros. Junior Classic A

Saturday, 24 April 2010

DETAILED RESULT

**Race Classification**

**1** 16 John BURROWS

Total Time **14:27.477** Avg Speed **69.719** Behind  
 Best Time **1:45.235** Best Speed **71.839** On **8** Gp **a**

Lap	Elapsed Time	Lap Time	Lap Speed
1	1:54.820	1:54.820	65.842
2	3:43.943	1:49.123	69.280
3	5:32.845	1:48.902	69.420
4	7:21.018	1:48.173	69.888
5	9:08.123	1:47.105	70.585
6	10:55.369	1:47.246	70.492
7	12:42.242	1:46.873	70.738
8	14:27.477	1:45.235	71.839

**2** 8 Allan BREW

Total Time **14:28.187** Avg Speed **69.662** Behind **0.710**  
 Best Time **1:46.828** Best Speed **70.768** On **8** Gp **a**

Lap	Elapsed Time	Lap Time	Lap Speed
1	1:55.614	1:55.614	65.390
2	3:44.387	1:48.773	69.503
3	5:32.508	1:48.121	69.922
4	7:20.208	1:47.700	70.195
5	9:07.447	1:47.239	70.497
6	10:54.428	1:46.981	70.667
7	12:41.359	1:46.931	70.700
8	14:28.187	1:46.828	70.768

**3** 2 Freddie STEWART

Total Time **15:01.009** Avg Speed **67.125** Behind **33.532**  
 Best Time **1:50.550** Best Speed **68.385** On **5** Gp **a**

Lap	Elapsed Time	Lap Time	Lap Speed
1	1:57.907	1:57.907	64.118
2	3:51.235	1:53.328	66.709
3	5:42.618	1:51.383	67.874
4	7:35.707	1:53.089	66.850
5	9:26.257	1:50.550	68.385
6	11:17.767	1:51.510	67.797
7	13:09.379	1:51.612	67.735
8	15:01.009	1:51.630	67.724

**Race Classification**

**4** 56 Alex CONROY

Total Time **15:02.288** Avg Speed **67.030** Behind **34.811**  
 Best Time **1:50.388** Best Speed **68.486** On **7** Gp **a**

Lap	Elapsed Time	Lap Time	Lap Speed
1	1:58.515	1:58.515	63.789
2	3:50.233	1:51.718	67.670
3	5:41.967	1:51.734	67.661
4	7:35.277	1:53.310	66.720
5	9:28.882	1:53.605	66.546
6	11:20.555	1:51.673	67.698
7	13:10.943	1:50.388	68.486
8	15:02.288	1:51.345	67.897

**5** 58 Ian AMBLER

Total Time **15:06.009** Avg Speed **66.754** Behind **38.532**  
 Best Time **1:51.055** Best Speed **68.074** On **2** Gp **b**

Lap	Elapsed Time	Lap Time	Lap Speed
1	1:57.355	1:57.355	64.420
2	3:48.410	1:51.055	68.074
3	5:42.536	1:54.126	66.243
4	7:34.302	1:51.766	67.641
5	9:25.774	1:51.472	67.820
6	11:19.207	1:53.433	66.647
7	13:12.579	1:53.372	66.683
8	15:06.009	1:53.430	66.649

**6** 110 Denis GALLAGHER

Total Time **15:18.579** Avg Speed **65.841** Behind **51.102**  
 Best Time **1:51.782** Best Speed **67.632** On **3** Gp **a**

Lap	Elapsed Time	Lap Time	Lap Speed
1	1:58.981	1:58.981	63.540
2	3:51.519	1:52.538	67.177
3	5:43.301	1:51.782	67.632
4	7:36.559	1:53.258	66.750
5	9:29.201	1:52.642	67.115
6	11:31.868	2:02.667	61.630
7	13:25.152	1:53.284	66.735
8	15:18.579	1:53.427	66.651



MCUI  
 Ulster Centre  
 Timing  
 www.mcui-uc.org.uk



Powered by  
 e-Laps II  
 © 2008  
 Walter Marks



CLASSIC 250cc/350cc

Race 5 - Reid Bros. Junior Classic A

Saturday, 24 April 2010

DETAILED RESULT

**Race Classification**

**7**      **4 Billy LYLE**  
 Total Time    **15:18.809** Avg Speed    **65.824** Behind    **51.332**  
 Best Time    **1:52.878** Best Speed    **66.975** On    **3** Gp    **a**

Lap	Elapsed Time	Lap Time	Lap Speed
1	2:01.972	2:01.972	61.981
2	3:56.677	1:54.705	65.908
3	5:49.555	1:52.878	66.975
4	7:43.199	1:53.644	66.524
5	9:36.423	1:53.224	66.770
6	11:29.851	1:53.428	66.650
7	13:24.955	1:55.104	65.680
8	15:18.809	1:53.854	66.401

**Race Classification**

**10**      **100 Andy HUNT**  
 Total Time    **15:25.122** Avg Speed    **65.375** Behind    **57.645**  
 Best Time    **1:53.682** Best Speed    **66.501** On    **8** Gp    **c**

Lap	Elapsed Time	Lap Time	Lap Speed
1	2:01.524	2:01.524	62.210
2	3:56.808	1:55.284	65.577
3	5:52.142	1:55.334	65.549
4	7:47.578	1:55.436	65.491
5	9:43.102	1:55.524	65.441
6	11:36.949	1:53.847	66.405
7	13:31.440	1:54.491	66.031
8	15:25.122	1:53.682	66.501

**8**      **11 Peter WAKEFIELD**

Total Time    **15:19.859** Avg Speed    **65.749** Behind    **52.382**  
 Best Time    **1:52.709** Best Speed    **67.075** On    **2** Gp    **b**

Lap	Elapsed Time	Lap Time	Lap Speed
1	2:04.796	2:04.796	60.579
2	3:57.505	1:52.709	67.075
3	5:51.506	1:54.001	66.315
4	7:44.789	1:53.283	66.736
5	9:37.966	1:53.177	66.798
6	11:31.712	1:53.746	66.464
7	13:25.097	1:53.385	66.675
8	15:19.859	1:54.762	65.875

**11**      **27 Trevor RUFUS**

Total Time    **15:28.035** Avg Speed    **65.170** Behind    **1:00.558**  
 Best Time    **1:54.414** Best Speed    **66.076** On    **7** Gp    **c**

Lap	Elapsed Time	Lap Time	Lap Speed
1	2:03.080	2:03.080	61.423
2	3:57.793	1:54.713	65.904
3	5:53.240	1:55.447	65.485
4	7:48.119	1:54.879	65.808
5	9:42.655	1:54.536	66.005
6	11:37.257	1:54.602	65.967
7	13:31.671	1:54.414	66.076
8	15:28.035	1:56.364	64.969

**9**      **40 Barry DAVIDSON**

Total Time    **15:20.207** Avg Speed    **65.724** Behind    **52.730**  
 Best Time    **1:53.127** Best Speed    **66.828** On    **5** Gp    **b**

Lap	Elapsed Time	Lap Time	Lap Speed
1	2:01.835	2:01.835	62.051
2	3:56.909	1:55.074	65.697
3	5:52.141	1:55.232	65.607
4	7:45.809	1:53.668	66.509
5	9:38.936	1:53.127	66.828
6	11:32.186	1:53.250	66.755
7	13:25.763	1:53.577	66.563
8	15:20.207	1:54.444	66.059

**12**      **14 Jeff WARD**

Total Time    **15:28.595** Avg Speed    **65.131** Behind    **1:01.118**  
 Best Time    **1:52.963** Best Speed    **66.925** On    **5** Gp    **b**

Lap	Elapsed Time	Lap Time	Lap Speed
1	2:01.546	2:01.546	62.199
2	3:56.647	1:55.101	65.681
3	5:51.767	1:55.120	65.671
4	7:45.341	1:53.574	66.565
5	9:38.304	1:52.963	66.925
6	11:31.940	1:53.636	66.528
7	13:34.282	2:02.342	61.794
8	15:28.595	1:54.313	66.134





CLASSIC 250cc/350cc

Race 5 - Reid Bros. Junior Classic A

Saturday, 24 April 2010

DETAILED RESULT

**Race Classification**

**13 76 Philip SHAW**

Total Time **15:33.059** Avg Speed **64.819** Behind **1:05.582**  
 Best Time **1:54.886** Best Speed **65.804** On **6** Gp **a**

Lap	Elapsed Time	Lap Time	Lap Speed
1	2:01.611	2:01.611	62.165
2	3:58.126	1:56.515	64.884
3	5:54.315	1:56.189	65.066
4	7:49.947	1:55.632	65.380
5	9:45.838	1:55.891	65.234
6	11:40.724	1:54.886	65.804
7	13:36.908	1:56.184	65.069
8	15:33.059	1:56.151	65.088

**14 45 Les CROSS**

Total Time **15:39.774** Avg Speed **64.356** Behind **1:12.297**  
 Best Time **1:55.074** Best Speed **65.697** On **5** Gp **b**

Lap	Elapsed Time	Lap Time	Lap Speed
1	2:06.872	2:06.872	59.588
2	4:04.602	1:57.730	64.215
3	6:02.135	1:57.533	64.322
4	7:57.689	1:55.554	65.424
5	9:52.763	1:55.074	65.697
6	11:48.551	1:55.788	65.292
7	13:44.185	1:55.634	65.379
8	15:39.774	1:55.589	65.404

**15 25 David HASTINGS**

Total Time **15:49.510** Avg Speed **63.696** Behind **1:22.033**  
 Best Time **1:55.481** Best Speed **65.465** On **6** Gp **c**

Lap	Elapsed Time	Lap Time	Lap Speed
1	2:07.517	2:07.517	59.286
2	4:05.701	1:58.184	63.968
3	6:07.719	2:02.018	61.958
4	8:04.747	1:57.028	64.600
5	10:01.180	1:56.433	64.930
6	11:56.661	1:55.481	65.465
7	13:52.862	1:56.201	65.060
8	15:49.510	1:56.648	64.810

**Race Classification**

**16 130 Mark CAPEWELL**

Total Time **15:57.726** Avg Speed **63.150** Behind **1:30.249**  
 Best Time **1:58.087** Best Speed **64.021** On **3** Gp **c**

Lap	Elapsed Time	Lap Time	Lap Speed
1	2:05.077	2:05.077	60.443
2	4:04.865	1:59.788	63.111
3	6:02.952	1:58.087	64.021
4	8:01.611	1:58.659	63.712
5	10:00.540	1:58.929	63.567
6	12:00.022	1:59.482	63.273
7	13:58.220	1:58.198	63.960
8	15:57.726	1:59.506	63.260

**17 72 Gerry O KANE jnr**

Total Time **15:59.813** Avg Speed **63.012** Behind **1:32.336**  
 Best Time **1:57.402** Best Speed **64.394** On **4** Gp **c**

Lap	Elapsed Time	Lap Time	Lap Speed
1	2:08.192	2:08.192	58.974
2	4:06.542	1:58.350	63.878
3	6:04.499	1:57.957	64.091
4	8:01.901	1:57.402	64.394
5	10:00.903	1:59.002	63.528
6	12:00.235	1:59.332	63.353
7	13:59.646	1:59.411	63.311
8	15:59.813	2:00.167	62.912

**18 43 Alex McVICKER**

Total Time **14:25.231** Avg Speed **61.163** Behind **1 Lap**  
 Best Time **2:00.587** Best Speed **62.693** On **7** Gp **c**

Lap	Elapsed Time	Lap Time	Lap Speed
1	2:11.750	2:11.750	57.381
2	4:17.484	2:05.734	60.127
3	6:19.579	2:02.095	61.919
4	8:22.246	2:02.667	61.630
5	10:23.611	2:01.365	62.291
6	12:24.644	2:01.033	62.462
7	14:25.231	2:00.587	62.693


**19 63 Davy CRAWFORD**

Total Time **15:25.482** Avg Speed **57.181** Behind **1:00.251**  
 Best Time **1:58.278** Best Speed **63.917** On **7** Gp **c**

Lap	Elapsed Time	Lap Time	Lap Speed
1	2:08.401	2:08.401	58.878
2	4:07.116	1:58.715	63.682
3	6:06.136	1:59.020	63.519
4	8:06.010	1:59.874	63.066
5	10:04.924	1:58.914	63.575
6	13:27.204	3:22.280	37.374
7	15:25.482	1:58.278	63.917







CLASSIC 250cc/350cc

Race 5 - Reid Bros. Junior Classic A

Saturday, 24 April 2010

DETAILED RESULT

**Not Classified**

**DNF** 211 Tim STEPHENSON

Total Time **13:20.449** Avg Speed **66.113** Behind **1 Lap**  
 Best Time **1:51.778** Best Speed **67.634** On **7** Gp **b**

Lap	Elapsed Time	Lap Time	Lap Speed
1	2:00.007	2:00.007	62.996
2	3:53.638	1:53.631	66.531
3	5:47.673	1:54.035	66.295
4	7:40.988	1:53.315	66.717
5	9:34.317	1:53.329	66.708
6	11:28.671	1:54.354	66.110
7	13:20.449	1:51.778	67.634

**DNF** 67 Mark McGAW

Total Time **3:47.079** Avg Speed **66.585** Behind **6 Laps**  
 Best Time **1:50.870** Best Speed **68.188** On **2** Gp **b**

Lap	Elapsed Time	Lap Time	Lap Speed
1	1:56.209	1:56.209	65.055
2	3:47.079	1:50.870	68.188



MCUI  
 Ulster Centre  
 Timing  
 www.mcui-uc.org.uk




Powered by  
 e-Laps II  
 © 2008  
 Walter Marks

# THE ROYAL HOTEL & BRAESIDE COOKSTOWN 100

CLASSIC 250cc/350cc

Race 5 - Reid Bros. Junior Classic A

## LAP CHART



1					3					5				
No	Name	G	Elapsed Time	Lap Time	No	Name	G	Elapsed Time	Lap Time	No	Name	G	Elapsed Time	Lap Time
16	John BURROWS	a	1:54.820	1:54.820	8	Allan BREW	a	5:32.508	1:48.121	8	Allan BREW	a	9:07.447	1:47.239
8	Allan BREW	a	1:55.614	1:55.614	16	John BURROWS	a	5:32.845	1:48.902	16	John BURROWS	a	9:08.123	1:47.105
67	Mark McGAW	b	1:56.209	1:56.209	56	Alex CONROY	a	5:41.967	1:51.734	58	Ian AMBLER	b	9:25.774	1:51.472
58	Ian AMBLER	b	1:57.355	1:57.355	58	Ian AMBLER	b	5:42.536	1:54.126	2	Freddie STEWART	a	9:26.257	1:50.550
2	Freddie STEWART	a	1:57.907	1:57.907	2	Freddie STEWART	a	5:42.618	1:51.383	56	Alex CONROY	a	9:28.882	1:53.605
56	Alex CONROY	a	1:58.515	1:58.515	110	Denis GALLAGHER	a	5:43.301	1:51.782	110	Denis GALLAGHER	a	9:29.201	1:52.642
110	Denis GALLAGHER	a	1:58.981	1:58.981	211	Tim STEPHENSON	b	5:47.673	1:54.035	211	Tim STEPHENSON	b	9:34.317	1:53.329
211	Tim STEPHENSON	b	2:00.007	2:00.007	4	Billy LYLE	a	5:49.555	1:52.878	4	Billy LYLE	a	9:36.423	1:53.224
100	Andy HUNT	c	2:01.524	2:01.524	11	Peter WAKEFIELD	b	5:51.506	1:54.001	11	Peter WAKEFIELD	b	9:37.966	1:53.177
14	Jeff WARD	b	2:01.546	2:01.546	14	Jeff WARD	b	5:51.767	1:55.120	14	Jeff WARD	b	9:38.304	1:52.963
76	Philip SHAW	a	2:01.611	2:01.611	40	Barry DAVIDSON	b	5:52.141	1:55.232	40	Barry DAVIDSON	b	9:38.936	1:53.127
40	Barry DAVIDSON	b	2:01.835	2:01.835	100	Andy HUNT	c	5:52.142	1:55.334	27	Trevor RUFUS	c	9:42.655	1:54.536
4	Billy LYLE	a	2:01.972	2:01.972	27	Trevor RUFUS	c	5:53.240	1:55.447	100	Andy HUNT	c	9:43.102	1:55.524
27	Trevor RUFUS	c	2:03.080	2:03.080	76	Philip SHAW	a	5:54.315	1:56.189	76	Philip SHAW	a	9:45.838	1:55.891
11	Peter WAKEFIELD	b	2:04.796	2:04.796	45	Les CROSS	b	6:02.135	1:57.533	45	Les CROSS	b	9:52.763	1:55.074
130	Mark CAPEWELL	c	2:05.077	2:05.077	130	Mark CAPEWELL	c	6:02.952	1:58.087	130	Mark CAPEWELL	c	10:00.540	1:58.929
45	Les CROSS	b	2:06.872	2:06.872	72	Gerry O KANE jnr	c	6:04.499	1:57.957	72	Gerry O KANE jnr	c	10:00.903	1:59.002
25	David HASTINGS	c	2:07.517	2:07.517	63	Davy CRAWFORD	c	6:06.136	1:59.020	25	David HASTINGS	c	10:01.180	1:56.433
72	Gerry O KANE jnr	c	2:08.192	2:08.192	25	David HASTINGS	c	6:07.719	2:02.018	63	Davy CRAWFORD	c	10:04.924	1:58.914
63	Davy CRAWFORD	c	2:08.401	2:08.401	43	Alex McVICKER	c	6:19.579	2:02.095	43	Alex McVICKER	c	10:23.611	2:01.365
43	Alex McVICKER	c	2:11.750	2:11.750										

2					4					6				
No	Name	G	Elapsed Time	Lap Time	No	Name	G	Elapsed Time	Lap Time	No	Name	G	Elapsed Time	Lap Time
16	John BURROWS	a	3:43.943	1:49.123	8	Allan BREW	a	7:20.208	1:47.700	8	Allan BREW	a	10:54.428	1:46.981
8	Allan BREW	a	3:44.387	1:48.773	16	John BURROWS	a	7:21.018	1:48.173	16	John BURROWS	a	10:55.369	1:47.246
67	Mark McGAW	b	3:47.079	1:50.870	58	Ian AMBLER	b	7:34.302	1:51.766	2	Freddie STEWART	a	11:17.767	1:51.510
58	Ian AMBLER	b	3:48.410	1:51.055	56	Alex CONROY	a	7:35.277	1:53.310	58	Ian AMBLER	b	11:19.207	1:53.433
56	Alex CONROY	a	3:50.233	1:51.718	2	Freddie STEWART	a	7:35.707	1:53.089	56	Alex CONROY	a	11:20.555	1:51.673
2	Freddie STEWART	a	3:51.235	1:53.328	110	Denis GALLAGHER	a	7:36.559	1:53.258	211	Tim STEPHENSON	b	11:28.671	1:54.354
110	Denis GALLAGHER	a	3:51.519	1:52.538	211	Tim STEPHENSON	b	7:40.988	1:53.315	4	Billy LYLE	a	11:29.851	1:53.428
211	Tim STEPHENSON	b	3:53.638	1:53.631	4	Billy LYLE	a	7:43.199	1:53.644	11	Peter WAKEFIELD	b	11:31.712	1:53.746
14	Jeff WARD	b	3:56.647	1:55.101	11	Peter WAKEFIELD	b	7:44.789	1:53.283	110	Denis GALLAGHER	a	11:31.868	2:02.667
4	Billy LYLE	a	3:56.677	1:54.705	14	Jeff WARD	b	7:45.341	1:53.574	14	Jeff WARD	b	11:31.940	1:53.636
100	Andy HUNT	c	3:56.808	1:55.284	40	Barry DAVIDSON	b	7:45.809	1:53.668	40	Barry DAVIDSON	b	11:32.186	1:53.250
40	Barry DAVIDSON	b	3:56.909	1:55.074	100	Andy HUNT	c	7:47.578	1:55.436	100	Andy HUNT	c	11:36.949	1:53.847
11	Peter WAKEFIELD	b	3:57.505	1:52.709	27	Trevor RUFUS	c	7:48.119	1:54.879	27	Trevor RUFUS	c	11:37.257	1:54.602
27	Trevor RUFUS	c	3:57.793	1:54.713	76	Philip SHAW	a	7:49.947	1:55.632	76	Philip SHAW	a	11:40.724	1:54.886
76	Philip SHAW	a	3:58.126	1:56.515	45	Les CROSS	b	7:57.689	1:55.554	45	Les CROSS	b	11:48.551	1:55.788
45	Les CROSS	b	4:04.602	1:57.730	130	Mark CAPEWELL	c	8:01.611	1:58.659	25	David HASTINGS	c	11:56.661	1:55.481
130	Mark CAPEWELL	c	4:04.865	1:59.788	72	Gerry O KANE jnr	c	8:01.901	1:57.402	130	Mark CAPEWELL	c	12:00.022	1:59.482
25	David HASTINGS	c	4:05.701	1:58.184	25	David HASTINGS	c	8:04.747	1:57.028	72	Gerry O KANE jnr	c	12:00.235	1:59.332
72	Gerry O KANE jnr	c	4:06.542	1:58.350	63	Davy CRAWFORD	c	8:06.010	1:59.874	43	Alex McVICKER	c	12:24.644	2:01.033
63	Davy CRAWFORD	c	4:07.116	1:58.715	43	Alex McVICKER	c	8:22.246	2:02.667	63	Davy CRAWFORD	c	13:27.204	3:22.280
43	Alex McVICKER	c	4:17.484	2:05.734										



# THE ROYAL HOTEL & BRAESIDE COOKSTOWN 100

CLASSIC 250cc/350cc

Race 5 - Reid Bros. Junior Classic A

## LAP CHART



7

No	Name	G	Elapsed Time	Lap Time
8	Allan BREW	a	12:41.359	1:46.931
16	John BURROWS	a	12:42.242	1:46.873
2	Freddie STEWART	a	13:09.379	1:51.612
56	Alex CONROY	a	13:10.943	1:50.388
58	Ian AMBLER	b	13:12.579	1:53.372
211	Tim STEPHENSON	b	13:20.449	1:51.778
4	Billy LYLE	a	13:24.955	1:55.104
11	Peter WAKEFIELD	b	13:25.097	1:53.385
110	Denis GALLAGHER	a	13:25.152	1:53.284
40	Barry DAVIDSON	b	13:25.763	1:53.577
100	Andy HUNT	c	13:31.440	1:54.491
27	Trevor RUFUS	c	13:31.671	1:54.414
14	Jeff WARD	b	13:34.282	2:02.342
76	Philip SHAW	a	13:36.908	1:56.184
45	Les CROSS	b	13:44.185	1:55.634
25	David HASTINGS	c	13:52.862	1:56.201
130	Mark CAPEWELL	c	13:58.220	1:58.198
72	Gerry O KANE jnr	c	13:59.646	1:59.411
43	Alex McVICKER	c	14:25.231	2:00.587
63	Davy CRAWFORD	c	15:25.482	1:58.278

8

No	Name	G	Elapsed Time	Lap Time
16	John BURROWS	a	14:27.477	1:45.235
8	Allan BREW	a	14:28.187	1:46.828
2	Freddie STEWART	a	15:01.009	1:51.630
56	Alex CONROY	a	15:02.288	1:51.345
58	Ian AMBLER	b	15:06.009	1:53.430
110	Denis GALLAGHER	a	15:18.579	1:53.427
4	Billy LYLE	a	15:18.809	1:53.854
11	Peter WAKEFIELD	b	15:19.859	1:54.762
40	Barry DAVIDSON	b	15:20.207	1:54.444
100	Andy HUNT	c	15:25.122	1:53.682
27	Trevor RUFUS	c	15:28.035	1:56.364
14	Jeff WARD	b	15:28.595	1:54.313
76	Philip SHAW	a	15:33.059	1:56.151
45	Les CROSS	b	15:39.774	1:55.589
25	David HASTINGS	c	15:49.510	1:56.648
130	Mark CAPEWELL	c	15:57.726	1:59.506
72	Gerry O KANE jnr	c	15:59.813	2:00.167

# THE ROYAL HOTEL & BRAESIDE COOKSTOWN 100

CLASSIC 250cc/350cc

Race 6 - R & M Greenkeeper Junior Classic B

Saturday, 24 April 2010



Pos	Class	No	Name	Machine / Sponsor	Gp	Laps	Total Time	Behind	Speed	-----Best Lap-----	
										Time	Speed


## Race Classification

1	C250	19	Kevin STROWGER	Suzuki 250	b	6	10:58.011		68.935	1:47.900	70.065	5
2	C350	18	Thomas HOGG	Honda 350 - Leonard	a	6	11:28.888	30.877	65.845	1:52.981	66.914	6
3	C250	12	Richard FORD	Suzuki 247	a	6	12:04.208	1:06.197	62.634	1:57.119	64.550	2
4	C250	41	Gregory McCARTEN	Honda 198	a	6	12:58.142	2:00.131	58.293	2:05.228	60.370	6
5	C350	52	Michael THOMAS	Honda 350	a	6	13:10.253	2:12.242	57.399	2:08.931	58.636	3
6	C250	48	Alex BLACK	Honda 250	a	6	13:15.202	2:17.191	57.042	2:09.826	58.232	6
7	C350	38	William STEWART	Honda 350	b	5	11:56.918	1 Lap	52.726	2:16.197	55.508	3
8	C250	69	Allen GIBSON	Villiers 247	b	5	12:03.585	6.667	52.240	2:21.056	53.596	5
9	C250	34	Trevor STEWART	Honda 250	b	5	12:42.020	45.102	49.605	2:31.204	49.999	5

## Fastest Lap

C250	19	Kevin STROWGER	Suzuki 250	b						1:47.900	70.065	5
------	----	----------------	------------	---	--	--	--	--	--	----------	--------	---

These Results are provisional and are subject to ratification by the Stewards of the Meeting.

Track	<b>Orritor</b>	Signed		Organising Club	<b>Cookstown &amp; District MCC</b>
Length(miles)	<b>2.1000</b>	Chief Timekeeper		Warmup Started	
Weather	<b>Sunny</b>			Race Started	<b>12:47:33.077</b>
Track	<b>Dry</b>	Issued At:	13:03:36	Gp Time Diff - b	<b>12.34</b>



MCUI  
Ulster Centre  
Timing  
www.mcui-uc.org.uk



Powered by  
**e-Laps II**  
© 2008  
Walter Marks



CLASSIC 250cc/350cc

Race 6 - R & M Greenkeeper Junior Classic B

Saturday, 24 April 2010

DETAILED RESULT

**Race Classification**

**1** 19 Kevin STROWGER

Total Time **10:58.011** Avg Speed **68.935** Behind  
Best Time **1:47.900** Best Speed **70.065** On **5** Gp **b**

Lap	Elapsed Time	Lap Time	Lap Speed
1	1:54.613	1:54.613	65.961
2	3:43.370	1:48.757	69.513
3	5:31.338	1:47.968	70.021
4	7:21.332	1:49.994	68.731
5	9:09.232	1:47.900	70.065
6	10:58.011	1:48.779	69.499

**2** 18 Thomas HOGG

Total Time **11:28.888** Avg Speed **65.845** Behind **30.877**  
Best Time **1:52.981** Best Speed **66.914** On **6** Gp **a**

Lap	Elapsed Time	Lap Time	Lap Speed
1	2:00.650	2:00.650	62.661
2	3:55.364	1:54.714	65.903
3	5:48.349	1:52.985	66.912
4	7:41.492	1:53.143	66.818
5	9:35.907	1:54.415	66.075
6	11:28.888	1:52.981	66.914

**3** 12 Richard FORD

Total Time **12:04.208** Avg Speed **62.634** Behind **1:06.197**  
Best Time **1:57.119** Best Speed **64.550** On **2** Gp **a**

Lap	Elapsed Time	Lap Time	Lap Speed
1	2:04.193	2:04.193	60.873
2	4:01.312	1:57.119	64.550
3	6:01.413	2:00.101	62.947
4	8:03.258	2:01.845	62.046
5	10:04.076	2:00.818	62.573
6	12:04.208	2:00.132	62.931

**4** 41 Gregory McCARTEN

Total Time **12:58.142** Avg Speed **58.293** Behind **2:00.131**  
Best Time **2:05.228** Best Speed **60.370** On **6** Gp **a**

Lap	Elapsed Time	Lap Time	Lap Speed
1	2:19.770	2:19.770	54.089
2	4:31.458	2:11.688	57.408
3	6:40.214	2:08.756	58.716
4	8:46.927	2:06.713	59.662
5	10:52.914	2:05.987	60.006
6	12:58.142	2:05.228	60.370

**Race Classification**

**5** 52 Michael THOMAS

Total Time **13:10.253** Avg Speed **57.399** Behind **2:12.242**  
Best Time **2:08.931** Best Speed **58.636** On **3** Gp **a**

Lap	Elapsed Time	Lap Time	Lap Speed
1	2:19.528	2:19.528	54.183
2	4:31.179	2:11.651	57.425
3	6:40.110	2:08.931	58.636
4	8:50.289	2:10.179	58.074
5	11:00.362	2:10.073	58.121
6	13:10.253	2:09.891	58.203

**6** 48 Alex BLACK

Total Time **13:15.202** Avg Speed **57.042** Behind **2:17.191**  
Best Time **2:09.826** Best Speed **58.232** On **6** Gp **a**

Lap	Elapsed Time	Lap Time	Lap Speed
1	2:17.273	2:17.273	55.073
2	4:29.848	2:12.575	57.024
3	6:42.721	2:12.873	56.896
4	8:53.764	2:11.043	57.691
5	11:05.376	2:11.612	57.442
6	13:15.202	2:09.826	58.232

**7** 38 William STEWART

Total Time **11:56.918** Avg Speed **52.726** Behind **1 Lap**  
Best Time **2:16.197** Best Speed **55.508** On **3** Gp **b**

Lap	Elapsed Time	Lap Time	Lap Speed
1	2:37.372	2:37.372	48.039
2	4:56.907	2:19.535	54.180
3	7:13.104	2:16.197	55.508
4	9:35.157	2:22.053	53.220
5	11:56.918	2:21.761	53.329

**8** 69 Allen GIBSON

Total Time **12:03.585** Avg Speed **52.240** Behind **6.667**  
Best Time **2:21.056** Best Speed **53.596** On **5** Gp **b**

Lap	Elapsed Time	Lap Time	Lap Speed
1	2:31.949	2:31.949	49.754
2	4:56.608	2:24.659	52.261
3	7:20.569	2:23.961	52.514
4	9:42.529	2:21.960	53.254
5	12:03.585	2:21.056	53.596




# THE ROYAL HOTEL & BRAESIDE COOKSTOWN 100

CLASSIC 250cc/350cc

Race 6 - R & M Greenkeeper Junior Classic B

Saturday, 24 April 2010

## DETAILED RESULT



### Race Classification

**9** 34 Trevor STEWART

Total Time **12:42.020** Avg Speed **49.605** Behind **45.102**

Best Time **2:31.204** Best Speed **49.999** On **5** Gp **b**

Lap	Elapsed Time	Lap Time	Lap Speed
1	2:34.866	2:34.866	48.816
2	5:06.416	2:31.550	49.885
3	7:38.817	2:32.401	49.606
4	10:10.816	2:31.999	49.737
5	12:42.020	2:31.204	49.999



MCUI  
Ulster Centre  
Timing  
www.mcui-uc.org.uk



nitec



2&4  
WHEEL MOTORSPORT  
STEERING GROUP LTD.



Powered by  
e-Laps II  
© 2008  
Walter Marks

# THE ROYAL HOTEL & BRAESIDE COOKSTOWN 100

CLASSIC 250cc/350cc

Race 6 - R & M Greenkeeper Junior Classic B

## LAP CHART



**1**

No	Name	G	Elapsed Time	Lap Time
19	Kevin STROWGER	b	1:54.613	1:54.613
18	Thomas HOGG	a	2:00.650	2:00.650
12	Richard FORD	a	2:04.193	2:04.193
48	Alex BLACK	a	2:17.273	2:17.273
52	Michael THOMAS	a	2:19.528	2:19.528
41	Gregory McCARTEN	a	2:19.770	2:19.770
69	Allen GIBSON	b	2:31.949	2:31.949
34	Trevor STEWART	b	2:34.866	2:34.866
38	William STEWART	b	2:37.372	2:37.372

**5**

No	Name	G	Elapsed Time	Lap Time
19	Kevin STROWGER	b	9:09.232	1:47.900
18	Thomas HOGG	a	9:35.907	1:54.415
12	Richard FORD	a	10:04.076	2:00.818
41	Gregory McCARTEN	a	10:52.914	2:05.987
52	Michael THOMAS	a	11:00.362	2:10.073
48	Alex BLACK	a	11:05.376	2:11.612
38	William STEWART	b	11:56.918	2:21.761
69	Allen GIBSON	b	12:03.585	2:21.056
34	Trevor STEWART	b	12:42.020	2:31.204

**2**

No	Name	G	Elapsed Time	Lap Time
19	Kevin STROWGER	b	3:43.370	1:48.757
18	Thomas HOGG	a	3:55.364	1:54.714
12	Richard FORD	a	4:01.312	1:57.119
48	Alex BLACK	a	4:29.848	2:12.575
52	Michael THOMAS	a	4:31.179	2:11.651
41	Gregory McCARTEN	a	4:31.458	2:11.688
69	Allen GIBSON	b	4:56.608	2:24.659
38	William STEWART	b	4:56.907	2:19.535
34	Trevor STEWART	b	5:06.416	2:31.550

**6**

No	Name	G	Elapsed Time	Lap Time
19	Kevin STROWGER	b	10:58.011	1:48.779
18	Thomas HOGG	a	11:28.888	1:52.981
12	Richard FORD	a	12:04.208	2:00.132
41	Gregory McCARTEN	a	12:58.142	2:05.228
52	Michael THOMAS	a	13:10.253	2:09.891
48	Alex BLACK	a	13:15.202	2:09.826

**3**

No	Name	G	Elapsed Time	Lap Time
19	Kevin STROWGER	b	5:31.338	1:47.968
18	Thomas HOGG	a	5:48.349	1:52.985
12	Richard FORD	a	6:01.413	2:00.101
52	Michael THOMAS	a	6:40.110	2:08.931
41	Gregory McCARTEN	a	6:40.214	2:08.756
48	Alex BLACK	a	6:42.721	2:12.873
38	William STEWART	b	7:13.104	2:16.197
69	Allen GIBSON	b	7:20.569	2:23.961
34	Trevor STEWART	b	7:38.817	2:32.401

**4**

No	Name	G	Elapsed Time	Lap Time
19	Kevin STROWGER	b	7:21.332	1:49.994
18	Thomas HOGG	a	7:41.492	1:53.143
12	Richard FORD	a	8:03.258	2:01.845
41	Gregory McCARTEN	a	8:46.927	2:06.713
52	Michael THOMAS	a	8:50.289	2:10.179
48	Alex BLACK	a	8:53.764	2:11.043
38	William STEWART	b	9:35.157	2:22.053
69	Allen GIBSON	b	9:42.529	2:21.960
34	Trevor STEWART	b	10:10.816	2:31.999