



**Royal Hotel**  
**& BRAESIDE**



**COOKSTOWN 100**

**Friday 25<sup>th</sup> & Saturday 26<sup>th</sup> April 2008**

**promoted by Cookstown & District MCC**  
[www.cookstown100.com](http://www.cookstown100.com)

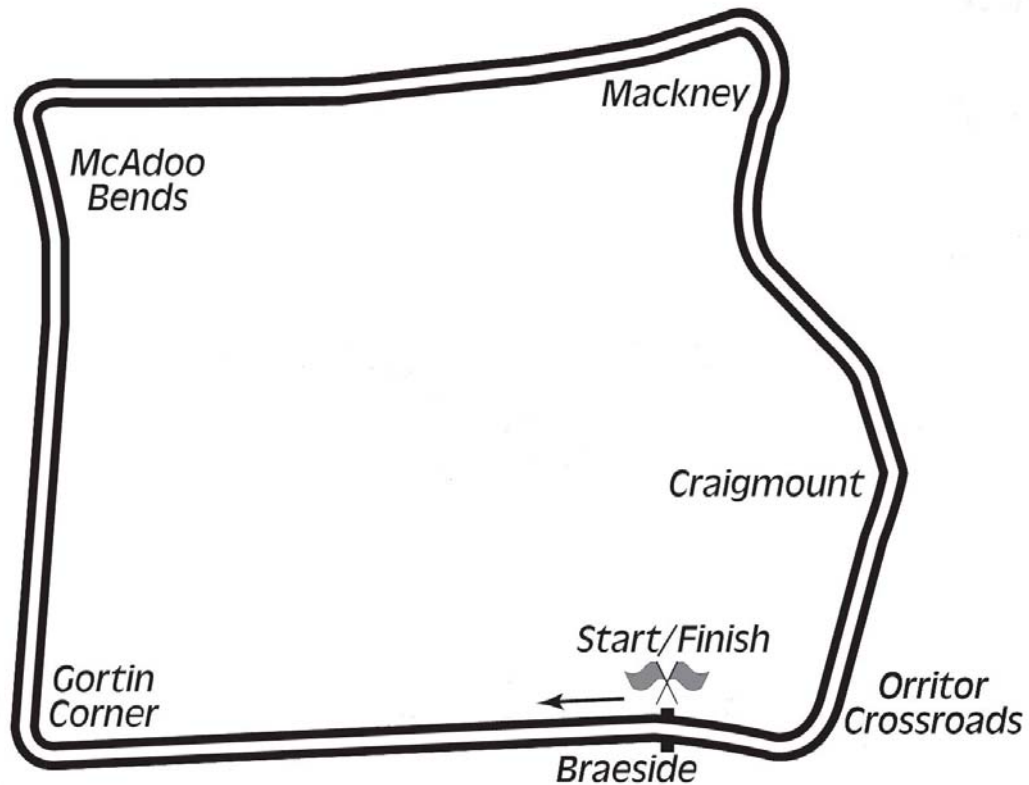


**& S.P. HARKNESS CONSTRUCTION  
SENIOR SUPPORT CLASS**



# Orritor Circuit

2.1 miles



## LAP RECORDS

Class	Rider	Machine	m	s	mph	Year
125cc	Darran Lindsay	Honda	1	34.778	79.765	2005
250cc	Davy Morgan	Honda	1	32.262	81.941	2006
Supersport 600	Cameron Donald (AUS)	Honda	1	27.250	86.648	2007
Open 1000cc	Cameron Donald (AUS)	Honda	1	25.292	88.637	2007
Senior Support	Gary Robinson	Yamaha 600	1	29.956	84.041	2007
Junior Support	Michael Dunlop	Yamaha 250	1	36.181	78.602	2006
Classic 1000cc	Wattie Brown	Norton 920	1	40.273	75.394	2006
Classic 500cc	Colin Rodgers	Honda	1	42.787	73.550	2004
Classic 350cc	Paul Coward	Honda	1	43.421	73.099	2004
Classic 250cc	Geoff McMullan	Suzuki	1	47.294	70.461	2006

# THE ROYAL HOTEL & BRAESIDE COOKSTOWN

## SENIOR SUPPORT


### Group A Qualifying

Friday, 25 April 2008



Pos	Class	No	Name	Machine / Sponsor	----- Best Lap -----			On	Laps
					Time	Behind	Speed		
Qualifying Classification									
1	SSEN	72	Michael GILLAN	Suzuki 750	1:45.876		71.404	5	5
2	SSEN	30	Aron HATCH	Yamaha 600	1:47.874	1.998	70.082	4	5
3	SSEN	4	Anthony REDMOND	Honda 600	1:48.468	2.592	69.698	4	4
4	SSEN	65	Steve McDONALD	Suzuki 750 - PRF Racing	1:49.977	4.101	68.742	4	4
5	SSEN	115	Timmy TURTLE	Yamaha 600	1:52.838	6.962	66.999	3	4
6	SSEN	60	George SCOTT	Honda 600	1:53.484	7.608	66.617	4	4
7	SSEN	33	David HOWARD	Yamaha 600	1:53.992	8.116	66.320	4	4
8	SSEN	177	Ian HOLMES	Suzuki 600	1:54.200	8.324	66.200	4	4
9	SSEN	9	Darren HUGHES	Kawasaki 600 - Fatboyz Racing	1:55.009	9.133	65.734	4	4
10	SSEN	50	William DAVISON	Honda 600 - Leo Neeson	1:55.019	9.143	65.728	4	4
11	SSEN	79	Vincent BRENNAN		1:55.863	9.987	65.249	4	4
12	SSEN	101	Michael RUSSELL	Suzuki 750 - McKinstry Racing	1:57.073	11.197	64.575	4	4
13	SSEN	24	Gerard O KANE jnr	Yamaha 600	1:57.237	11.361	64.485	4	4
14	SSEN	112	Martin CURRAMS	Suzuki 750 - www.alpha-group.ie	1:57.886	12.010	64.130	4	4
15	SSEN	118	James CHRISTIE	Yamaha 600 - Team JCR	1:59.036	13.160	63.510	3	4
16	SSEN	23	Neil NUGENT	Suzuki 600	2:01.796	15.920	62.071	3	4
17	SSEN	15	Karl CURTIS	Yamaha 600	2:06.858	20.982	59.594	3	4
18	SSEN	117	Paul KENNEDY	Yamaha 600	2:24.917	39.041	52.168	2	3

These Results are provisional and are subject to ratification by the Stewards of the Meeting.

Track	<b>Orritor</b>	Signed		Organising Club	<b>Cookstown &amp; District MCC</b>
Length(miles)	<b>2.1000</b>		Chief Timekeeper	Qualifying Started	<b>19:35:00.099</b>
Weather	<b>Cloudy</b>	Issued At:	19:45:27		
Track	<b>Wet</b>				





SENIOR SUPPORT

Group A Qualifying

Friday, 25 April 2008

DETAILED RESULT

**Qualifying Classification**

Position

**1** 72 Michael GILLAN

Behind

Best Time 1:45.876 Best Speed 71.404 On 5 Gp a

Lap	Elapsed Time	Lap Time	Lap Speed
1	2:09.488	2:09.488	58.384
2	3:57.763	1:48.275	69.822
3	5:44.396	1:46.633	70.897
4	7:31.532	1:47.136	70.565
5	9:17.408	1:45.876	71.404

**2** 30 Aron HATCH

Behind 1.998

Best Time 1:47.874 Best Speed 70.082 On 4 Gp a

Lap	Elapsed Time	Lap Time	Lap Speed
1	2:35.416	2:35.416	48.644
2	4:33.705	1:58.289	63.911
3	6:26.592	1:52.887	66.970
4	8:14.466	1:47.874	70.082
5	10:06.382	1:51.916	67.551

**3** 4 Anthony REDMOND

Behind 2.592

Best Time 1:48.468 Best Speed 69.698 On 4 Gp a

Lap	Elapsed Time	Lap Time	Lap Speed
1	2:37.230	2:37.230	48.082
2	4:34.733	1:57.503	64.339
3	6:30.223	1:55.490	65.460
4	8:18.691	1:48.468	69.698

**4** 65 Steve McDONALD

Behind 4.101

Best Time 1:49.977 Best Speed 68.742 On 4 Gp a

Lap	Elapsed Time	Lap Time	Lap Speed
1	2:37.411	2:37.411	48.027
2	4:36.398	1:58.987	63.536
3	6:30.541	1:54.143	66.233
4	8:20.518	1:49.977	68.742

**5** 115 Timmy TURTLE

Behind 6.962

Best Time 1:52.838 Best Speed 66.999 On 3 Gp a

Lap	Elapsed Time	Lap Time	Lap Speed
1	2:28.325	2:28.325	50.969
2	4:26.067	1:57.742	64.208
3	6:18.905	1:52.838	66.999
4	8:13.084	1:54.179	66.212

**Qualifying Classification**

Position

**6** 60 George SCOTT

Behind 7.608

Best Time 1:53.484 Best Speed 66.617 On 4 Gp a

Lap	Elapsed Time	Lap Time	Lap Speed
1	2:46.911	2:46.911	45.294
2	4:44.111	1:57.200	64.505
3	6:41.005	1:56.894	64.674
4	8:34.489	1:53.484	66.617

**7** 33 David HOWARD

Behind 8.116

Best Time 1:53.992 Best Speed 66.320 On 4 Gp a

Lap	Elapsed Time	Lap Time	Lap Speed
1	2:23.767	2:23.767	52.585
2	4:29.644	2:05.877	60.059
3	6:24.408	1:54.764	65.874
4	8:18.400	1:53.992	66.320

**8** 177 Ian HOLMES

Behind 8.324

Best Time 1:54.200 Best Speed 66.200 On 4 Gp a

Lap	Elapsed Time	Lap Time	Lap Speed
1	2:34.279	2:34.279	49.002
2	4:33.198	1:58.919	63.573
3	6:30.091	1:56.893	64.675
4	8:24.291	1:54.200	66.200

**9** 9 Darren HUGHES

Behind 9.133

Best Time 1:55.009 Best Speed 65.734 On 4 Gp a

Lap	Elapsed Time	Lap Time	Lap Speed
1	2:36.995	2:36.995	48.154
2	4:39.249	2:02.254	61.838
3	6:36.683	1:57.434	64.377
4	8:31.692	1:55.009	65.734

**10** 50 William DAVISON

Behind 9.143

Best Time 1:55.019 Best Speed 65.728 On 4 Gp a

Lap	Elapsed Time	Lap Time	Lap Speed
1	2:35.904	2:35.904	48.491
2	4:37.584	2:01.680	62.130
3	6:36.296	1:58.712	63.684
4	8:31.315	1:55.019	65.728





SENIOR SUPPORT

Group A Qualifying

Friday, 25 April 2008

DETAILED RESULT

**Qualifying Classification**

Position

**11** 79 Vincent BRENNAN

Behind 9.987

Best Time 1:55.863 Best Speed 65.249 On 4 Gp a

Lap	Elapsed Time	Lap Time	Lap Speed
1	2:57.367	2:57.367	42.623
2	4:55.310	1:57.943	64.099
3	6:52.713	1:57.403	64.394
4	8:48.576	1:55.863	65.249

**12** 101 Michael RUSSELL

Behind 11.197

Best Time 1:57.073 Best Speed 64.575 On 4 Gp a

Lap	Elapsed Time	Lap Time	Lap Speed
1	2:41.426	2:41.426	46.833
2	4:40.124	1:58.698	63.691
3	6:40.492	2:00.368	62.807
4	8:37.565	1:57.073	64.575

**13** 24 Gerard O KANE jnr

Behind 11.361

Best Time 1:57.237 Best Speed 64.485 On 4 Gp a

Lap	Elapsed Time	Lap Time	Lap Speed
1	2:34.110	2:34.110	49.056
2	4:36.467	2:02.357	61.786
3	6:36.116	1:59.649	63.185
4	8:33.353	1:57.237	64.485

**14** 112 Martin CURRAMS

Behind 12.010

Best Time 1:57.886 Best Speed 64.130 On 4 Gp a

Lap	Elapsed Time	Lap Time	Lap Speed
1	2:49.848	2:49.848	44.510
2	4:51.147	2:01.299	62.325
3	7:16.453	2:25.306	52.028
4	9:14.339	1:57.886	64.130

**15** 118 James CHRISTIE

Behind 13.160

Best Time 1:59.036 Best Speed 63.510 On 3 Gp a

Lap	Elapsed Time	Lap Time	Lap Speed
1	2:35.180	2:35.180	48.718
2	4:43.060	2:07.880	59.118
3	6:42.096	1:59.036	63.510
4	8:45.014	2:02.918	61.504

**Qualifying Classification**

Position

**16** 23 Neil NUGENT

Behind 15.920

Best Time 2:01.796 Best Speed 62.071 On 3 Gp a

Lap	Elapsed Time	Lap Time	Lap Speed
1	2:35.376	2:35.376	48.656
2	4:38.400	2:03.024	61.451
3	6:40.196	2:01.796	62.071
4	8:42.215	2:02.019	61.958

**17** 15 Karl CURTIS

Behind 20.982

Best Time 2:06.858 Best Speed 59.594 On 3 Gp a

Lap	Elapsed Time	Lap Time	Lap Speed
1	2:23.102	2:23.102	52.829
2	4:31.190	2:08.088	59.022
3	6:38.048	2:06.858	59.594
4	8:47.873	2:09.825	58.232

**18** 117 Paul KENNEDY

Behind 39.041

Best Time 2:24.917 Best Speed 52.168 On 2 Gp a

Lap	Elapsed Time	Lap Time	Lap Speed
1	2:45.399	2:45.399	45.708
2	5:10.316	2:24.917	52.168
3	7:36.143	2:25.827	51.842



# THE ROYAL HOTEL & BRAESIDE COOKSTOWN

## SENIOR SUPPORT


### Group B Qualifying

Friday, 25 April 2008



Pos	Class	No	Name	Machine / Sponsor	----- Best Lap -----			On	Laps
					Time	Behind	Speed		
Qualifying Classification									
1	SSEN	38	Gary ROBINSON	Yamaha 600 - Melting Moments	1:42.877		73.486	4	5
2	SSEN	75	Damien HOWARD	Suzuki 750 - P & L	1:44.427	1.550	72.395	4	5
3	SSEN	32	Myles BYRNE	Suzuki 750	1:46.872	3.995	70.739	4	4
4	SSEN	51	Darwyn YOUNG	Honda 600 - Home Clean	1:47.084	4.207	70.599	4	4
5	SSEN	110	Jules CROFT	Suzuki 750 - McKinstry Racing	1:49.367	6.490	69.125	3	4
6	SSEN	29	Neil LYONS	Suzuki 750 - Dougal & Windy	1:49.724	6.847	68.900	4	4
7	SSEN	61	Robert GORDON	Honda 600	1:50.264	7.387	68.563	4	4
8	SSEN	40	Peter O FLAHERTY	Suzuki 750	1:52.162	9.285	67.403	4	4
9	SSEN	36	Andy FARRELL	Suzuki 750	1:52.934	10.057	66.942	3	4
10	SSEN	129	Alistair HAWORTH	Yamaha	1:54.535	11.658	66.006	2	4
11	SSEN	113	Corran SMYTH	Suzuki 600	1:54.774	11.897	65.869	2	2
12	SSEN	99	David YEOMANS	Suzuki 750 - Big Mick's Motors	1:55.696	12.819	65.344	3	4
13	SSEN	86	Caoith LAWLESS	Yamaha 600 - D.D.R.R.S.C.	1:56.881	14.004	64.681	4	4
14	SSEN	47	David BLACK	Suzuki 600	1:58.477	15.600	63.810	4	4
15	SSEN	63	John DUNNE	Suzuki 750	1:58.997	16.120	63.531	4	4
16	SSEN	125	Paul GARTLAND	Honda 600	1:59.580	16.703	63.221	4	4
17	SSEN	150	Liam KELLY	Kawasaki 600	1:59.709	16.832	63.153	3	4
18	SSEN	57	Adrian LOGUE	Suzuki 750	1:59.734	16.857	63.140	3	4
19	SSEN	128	David SLEITH	Suzuki 750	1:59.755	16.878	63.129	3	4
20	SSEN	120	Jonathan MARK	Honda 600	2:00.813	17.936	62.576	3	4

These Results are provisional and are subject to ratification by the Stewards of the Meeting.

Track	<b>Orritor</b>	Signed		Organising Club	<b>Cookstown &amp; District MCC</b>
Length(miles)	<b>2.1000</b>		Chief Timekeeper	Qualifying Started	<b>19:48:02.663</b>
Weather	<b>Cloudy</b>	Issued At:	19:58:07		
Track	<b>Wet</b>				





SENIOR SUPPORT

Group B Qualifying

Friday, 25 April 2008

DETAILED RESULT

**Qualifying Classification**

Position

**1** 38 Gary ROBINSON

Behind

Best Time 1:42.877 Best Speed 73.486 On 4 Gp a

Lap	Elapsed Time	Lap Time	Lap Speed
1	2:18.025	2:18.025	54.773
2	4:05.635	1:47.610	70.254
3	5:50.220	1:44.585	72.286
4	7:33.097	1:42.877	73.486
5	9:19.248	1:46.151	71.219

**2** 75 Damien HOWARD

Behind 1.550

Best Time 1:44.427 Best Speed 72.395 On 4 Gp a

Lap	Elapsed Time	Lap Time	Lap Speed
1	2:18.295	2:18.295	54.666
2	4:05.846	1:47.551	70.292
3	5:51.673	1:45.827	71.437
4	7:36.100	1:44.427	72.395
5	9:39.602	2:03.502	61.214

**3** 32 Myles BYRNE

Behind 3.995

Best Time 1:46.872 Best Speed 70.739 On 4 Gp a

Lap	Elapsed Time	Lap Time	Lap Speed
1	2:21.758	2:21.758	53.330
2	4:13.832	1:52.074	67.455
3	6:02.402	1:48.570	69.632
4	7:49.274	1:46.872	70.739

**4** 51 Darwyn YOUNG

Behind 4.207

Best Time 1:47.084 Best Speed 70.599 On 4 Gp a

Lap	Elapsed Time	Lap Time	Lap Speed
1	3:08.899	3:08.899	40.021
2	4:56.028	1:47.129	70.569
3	6:44.351	1:48.323	69.791
4	8:31.435	1:47.084	70.599

**5** 110 Jules CROFT

Behind 6.490

Best Time 1:49.367 Best Speed 69.125 On 3 Gp a

Lap	Elapsed Time	Lap Time	Lap Speed
1	2:53.094	2:53.094	43.676
2	4:48.995	1:55.901	65.228
3	6:38.362	1:49.367	69.125
4	8:31.133	1:52.771	67.039

**Qualifying Classification**

Position

**6** 29 Neil LYONS

Behind 6.847

Best Time 1:49.724 Best Speed 68.900 On 4 Gp a

Lap	Elapsed Time	Lap Time	Lap Speed
1	2:31.261	2:31.261	49.980
2	4:26.055	1:54.794	65.857
3	6:17.823	1:51.768	67.640
4	8:07.547	1:49.724	68.900

**7** 61 Robert GORDON

Behind 7.387

Best Time 1:50.264 Best Speed 68.563 On 4 Gp a

Lap	Elapsed Time	Lap Time	Lap Speed
1	2:24.315	2:24.315	52.385
2	4:16.827	1:52.512	67.193
3	6:08.706	1:51.879	67.573
4	7:58.970	1:50.264	68.563

**8** 40 Peter O FLAHERTY

Behind 9.285

Best Time 1:52.162 Best Speed 67.403 On 4 Gp a

Lap	Elapsed Time	Lap Time	Lap Speed
1	2:48.846	2:48.846	44.775
2	4:44.897	1:56.051	65.144
3	6:37.303	1:52.406	67.256
4	8:29.465	1:52.162	67.403

**9** 36 Andy FARRELL

Behind 10.057

Best Time 1:52.934 Best Speed 66.942 On 3 Gp a

Lap	Elapsed Time	Lap Time	Lap Speed
1	2:25.543	2:25.543	51.943
2	4:19.812	1:54.269	66.160
3	6:12.746	1:52.934	66.942
4	8:33.493	2:20.747	53.713

**10** 129 Alistair HAWORTH

Behind 11.658

Best Time 1:54.535 Best Speed 66.006 On 2 Gp a

Lap	Elapsed Time	Lap Time	Lap Speed
1	2:33.425	2:33.425	49.275
2	4:27.960	1:54.535	66.006
3	6:22.617	1:54.657	65.936
4	8:18.615	1:55.998	65.174





## SENIOR SUPPORT

### Group B Qualifying

Friday, 25 April 2008

## DETAILED RESULT

### Qualifying Classification

Position

**11** 113 Corran SMYTH

Behind 11.897

Best Time 1:54.774 Best Speed 65.869 On 2 Gp a

Lap	Elapsed Time	Lap Time	Lap Speed
1	2:32.017	2:32.017	49.731
2	4:26.791	1:54.774	65.869

**12** 99 David YEOMANS

Behind 12.819

Best Time 1:55.696 Best Speed 65.344 On 3 Gp a

Lap	Elapsed Time	Lap Time	Lap Speed
1	3:06.812	3:06.812	40.468
2	5:02.884	1:56.072	65.132
3	6:58.580	1:55.696	65.344
4	9:00.401	2:01.821	62.058

**13** 86 Caoith LAWLESS

Behind 14.004

Best Time 1:56.881 Best Speed 64.681 On 4 Gp a

Lap	Elapsed Time	Lap Time	Lap Speed
1	2:52.826	2:52.826	43.743
2	4:54.082	2:01.256	62.347
3	6:51.469	1:57.387	64.402
4	8:48.350	1:56.881	64.681

**14** 47 David BLACK

Behind 15.600

Best Time 1:58.477 Best Speed 63.810 On 4 Gp a

Lap	Elapsed Time	Lap Time	Lap Speed
1	2:54.523	2:54.523	43.318
2	4:56.645	2:02.122	61.905
3	6:56.987	2:00.342	62.821
4	8:55.464	1:58.477	63.810

**15** 63 John DUNNE

Behind 16.120

Best Time 1:58.997 Best Speed 63.531 On 4 Gp a

Lap	Elapsed Time	Lap Time	Lap Speed
1	2:46.500	2:46.500	45.405
2	4:52.447	2:05.947	60.025
3	6:53.240	2:00.793	62.586
4	8:52.237	1:58.997	63.531

### Qualifying Classification

Position

**16** 125 Paul GARTLAND

Behind 16.703

Best Time 1:59.580 Best Speed 63.221 On 4 Gp a

Lap	Elapsed Time	Lap Time	Lap Speed
1	2:49.526	2:49.526	44.595
2	4:53.386	2:03.860	61.037
3	6:54.192	2:00.806	62.580
4	8:53.772	1:59.580	63.221

**17** 150 Liam KELLY

Behind 16.832

Best Time 1:59.709 Best Speed 63.153 On 3 Gp a

Lap	Elapsed Time	Lap Time	Lap Speed
1	2:55.706	2:55.706	43.026
2	4:58.236	2:02.530	61.699
3	6:57.945	1:59.709	63.153
4	8:57.918	1:59.973	63.014

**18** 57 Adrian LOGUE

Behind 16.857

Best Time 1:59.734 Best Speed 63.140 On 3 Gp a

Lap	Elapsed Time	Lap Time	Lap Speed
1	2:48.056	2:48.056	44.985
2	4:50.420	2:02.364	61.783
3	6:50.154	1:59.734	63.140
4	8:51.489	2:01.335	62.307

**19** 128 David SLEITH

Behind 16.878

Best Time 1:59.755 Best Speed 63.129 On 3 Gp a

Lap	Elapsed Time	Lap Time	Lap Speed
1	2:55.057	2:55.057	43.186
2	4:57.966	2:02.909	61.509
3	6:57.721	1:59.755	63.129
4	8:57.520	1:59.799	63.106

**20** 120 Jonathan MARK

Behind 17.936

Best Time 2:00.813 Best Speed 62.576 On 3 Gp a

Lap	Elapsed Time	Lap Time	Lap Speed
1	2:45.387	2:45.387	45.711
2	4:48.448	2:03.061	61.433
3	6:49.261	2:00.813	62.576
4	8:50.816	2:01.555	62.194








## SENIOR SUPPORT

## Combined SENIOR SUPPORT

Friday, 25 April 2008

Pos	Class	No	Name	-----Best Time / Qual Laps-----		Overall Best Time / Speed / Total Qual Laps
				Session A	Session B	
<b>Qualifying Classification</b>						
1	SSEN	38	Gary ROBINSON	-----	1:42.877	1:42.877 73.486
2	SSEN	75	Damien HOWARD	-----	1:44.427	1:44.427 72.395
3	SSEN	72	Michael GILLAN	1:45.876	-----	1:45.876 71.404
4	SSEN	32	Myles BYRNE	-----	1:46.872	1:46.872 70.739
5	SSEN	51	Darwyn YOUNG	-----	1:47.084	1:47.084 70.599
6	SSEN	30	Aron HATCH	1:47.874	-----	1:47.874 70.082
7	SSEN	4	Anthony REDMOND	1:48.468	-----	1:48.468 69.698
8	SSEN	110	Jules CROFT	-----	1:49.367	1:49.367 69.125
9	SSEN	29	Neil LYONS	-----	1:49.724	1:49.724 68.900
10	SSEN	65	Steve McDONALD	1:49.977	-----	1:49.977 68.742
11	SSEN	61	Robert GORDON	-----	1:50.264	1:50.264 68.563
12	SSEN	40	Peter O FLAHERTY	-----	1:52.162	1:52.162 67.403
13	SSEN	115	Timmy TURTLE	1:52.838	-----	1:52.838 66.999
14	SSEN	36	Andy FARRELL	-----	1:52.934	1:52.934 66.942
15	SSEN	60	George SCOTT	1:53.484	-----	1:53.484 66.617
16	SSEN	33	David HOWARD	1:53.992	-----	1:53.992 66.320
17	SSEN	177	Ian HOLMES	1:54.200	-----	1:54.200 66.200
18	SSEN	129	Alistair HAWORTH	-----	1:54.535	1:54.535 66.006
19	SSEN	113	Corran SMYTH	-----	1:54.774	1:54.774 65.869
20	SSEN	9	Darren HUGHES	1:55.009	-----	1:55.009 65.734
21	SSEN	50	William DAVISON	1:55.019	-----	1:55.019 65.728
22	SSEN	99	David YEOMANS	-----	1:55.696	1:55.696 65.344
23	SSEN	79	Vincent BRENNAN	1:55.863	-----	1:55.863 65.249
24	SSEN	86	Caoith LAWLESS	-----	1:56.881	1:56.881 64.681
25	SSEN	101	Michael RUSSELL	1:57.073	-----	1:57.073 64.575
26	SSEN	24	Gerard O KANE jnr	1:57.237	-----	1:57.237 64.485
27	SSEN	112	Martin CURRAMS	1:57.886	-----	1:57.886 64.130
28	SSEN	47	David BLACK	-----	1:58.477	1:58.477 63.810
29	SSEN	63	John DUNNE	-----	1:58.997	1:58.997 63.531
30	SSEN	118	James CHRISTIE	1:59.036	-----	1:59.036 63.510
31	SSEN	125	Paul GARTLAND	-----	1:59.580	1:59.580 63.221
32	SSEN	150	Liam KELLY	-----	1:59.709	1:59.709 63.153
33	SSEN	57	Adrian LOGUE	-----	1:59.734	1:59.734 63.140
34	SSEN	128	David SLEITH	-----	1:59.755	1:59.755 63.129
35	SSEN	120	Jonathan MARK	-----	2:00.813	2:00.813 62.576
36	SSEN	23	Neil NUGENT	2:01.796	-----	2:01.796 62.071
37	SSEN	15	Karl CURTIS	2:06.858	-----	2:06.858 59.594
38	SSEN	117	Paul KENNEDY	2:24.917	-----	2:24.917 52.168

These Results are provisional and are subject to ratification by the Stewards of the Meeting.

Track	<b>Orritor</b>	Signed	 Chief Timekeeper	Organising Club	<b>Cookstown &amp; District MCC</b>
Length(miles)	<b>2.1000</b>	Issued At:			
Weather	<b>Cloudy</b>				
Track	<b>Wet</b>				



**THE ROYAL HOTEL & BRAESIDE COOKSTOWN 100**

SENIOR SUPPORT

Orritor 2.100 Miles

R8: Loanends MRRC/Enkalon Race A

26/04/2008 14:00

Race (8 Laps)

11	<b>50</b> 31	<b>99</b> 32		
10	<b>129</b> 28	<b>113</b> 29	<b>9</b> 30	<b>C</b>
9	<b>60</b> 25	<b>33</b> 26	<b>177</b> 27	
<hr/>				
8	22	23	24	
7	<b>36</b> 19	20	21	
6	<b>61</b> 16	<b>40</b> 17	<b>115</b> 18	<b>B</b>
5	<b>110</b> 13	<b>29</b> 14	<b>65</b> 15	
<hr/>				
4	10	11	12	
3	<b>4</b> 7	8	9	
2	<b>32</b> 4	<b>51</b> 5	<b>30</b> 6	<b>A</b>
1	<b>38</b> 1	<b>75</b> 2	<b>72</b> 3	



**THE ROYAL HOTEL & BRAESIDE COOKSTOWN 100**

SENIOR SUPPORT

Orritor 2.100 Miles

R12: S.P. Harkness Construction Race B

26/04/2008 16:00

Race (6 Laps)

9	<u>15</u> 25	<u>117</u> 26		<b>C</b>
8	22	23	24	
7	<u>23</u> 19	20	21	
6	<u>57</u> 16	<u>128</u> 17	<u>120</u> 18	<b>B</b>
5	<u>118</u> 13	<u>125</u> 14	<u>150</u> 15	
4	10	11	12	
3	<u>63</u> 7	8	9	
2	<u>24</u> 4	<u>112</u> 5	<u>47</u> 6	<b>A</b>
1	<u>79</u> 1	<u>86</u> 2	<u>101</u> 3	



# THE ROYAL HOTEL & BRAESIDE COOKSTOWN 100



## SENIOR SUPPORT

### Race 9 - Loanends MRRC / Enkalon Senior Support A

Saturday, 26 April 2008

Pos	Class	No	Name	Machine / Sponsor	Gp	Laps	Total Time	Behind	Speed	-----Best Lap-----		
										Time	Speed	On
<b>Race Classification</b>												
1	SSEN	51	Darwyn YOUNG	Honda 600 - Home Clean	a	8	12:30.277		80.610	1:31.789	82.363	3
2	SSEN	75	Damien HOWARD	Suzuki 750 - P & L	a	8	12:34.708	4.431	80.137	1:33.095	81.207	7
3	SSEN	38	Gary ROBINSON	Yamaha 600 - Melting Moments	a	8	12:36.069	5.792	79.993	1:31.804	82.349	8
4	SSEN	110	Jules CROFT	Suzuki 750 - McKinstry Racing	b	8	12:44.387	14.110	79.122	1:33.987	80.437	8
5	SSEN	72	Michael GILLAN	Suzuki 750	a	8	12:53.738	23.461	78.166	1:34.808	79.740	7
6	SSEN	129	Alistair HAWORTH	Yamaha	c	8	12:53.771	23.494	78.163	1:34.540	79.966	8
7	SSEN	36	Andy FARRELL	Suzuki 750	b	8	12:58.913	28.636	77.647	1:33.988	80.436	8
8	SSEN	65	Steve McDONALD	Suzuki 750 - PRF Racing	b	8	13:01.314	31.037	77.408	1:35.807	78.909	5
9	SSEN	61	Robert GORDON	Honda 600	b	8	13:01.980	31.703	77.342	1:35.940	78.799	4
10	SSEN	33	David HOWARD	Yamaha 600	c	8	13:04.629	34.352	77.081	1:34.245	80.216	7
11	SSEN	40	Peter O FLAHERTY	Suzuki 750	b	8	13:05.398	35.121	77.006	1:35.945	78.795	8
12	SSEN	32	Myles BYRNE	Suzuki 750	a	8	13:09.193	38.916	76.635	1:36.188	78.596	8
13	SSEN	4	Anthony REDMOND	Honda 600	a	8	13:14.637	44.360	76.110	1:37.302	77.696	8
14	SSEN	115	Timmy TURTLE	Yamaha 600	b	8	13:16.225	45.948	75.958	1:37.374	77.639	7
15	SSEN	50	William DAVISON	Honda 600 - Leo Neeson	c	8	13:20.624	50.347	75.541	1:38.241	76.954	8
16	SSEN	30	Aron HATCH	Yamaha 600	a	8	13:28.044	57.767	74.847	1:38.413	76.819	4
17	SSEN	60	George SCOTT	Honda 600	c	8	13:33.338	1:03.061	74.360	1:36.694	78.185	4
18	SSEN	79	Vincent BRENNAN	Suzuki 600	c	8	13:36.676	1:06.399	74.056	1:40.589	75.157	3
19	SSEN	9	Darren HUGHES	Kawasaki 600 - Fatboyz Racing	c	8	13:36.878	1:06.601	74.038	1:39.163	76.238	3
20	SSEN	177	Ian HOLMES	Suzuki 600	c	7	12:42.072	1 Lap	69.442	1:42.696	73.615	2


### Fastest Lap

SSEN	51	Darwyn YOUNG	Honda 600 - Home Clean	a						1:31.789	82.363	3
------	----	--------------	------------------------	---	--	--	--	--	--	----------	--------	---

### Not Classified

DNF	SSEN	5	Corran SMYTH	Kawasaki 600	c	2	3:34.330	6 Laps	70.545	1:44.085	72.633	2
-----	------	---	--------------	--------------	---	---	----------	--------	--------	----------	--------	---

These Results are provisional and are subject to ratification by the Stewards of the Meeting.

Track	<b>Orritor</b>	Signed		Organising Club	<b>Cookstown &amp; District MCC</b>
Length(miles)	<b>2.1000</b>		Chief Timekeeper	Warmup Started	
Weather	<b>Cloudy</b>	Issued At:	15:36:57	Race Started	<b>15:21:14.708</b>
Track	<b>Dry</b>			Gp Time Diff - b	<b>10.481 / c 22.385</b>



SENIOR SUPPORT

Race 9 - Loanends MRRRC / Enkalon Senior Support A

Saturday, 26 April 2008

DETAILED RESULT

**Race Classification**

**1 51 Darwyn YOUNG**

Total Time **12:30.277** Avg Speed **80.610** Behind  
 Best Time **1:31.789** Best Speed **82.363** On **3** Gp **a**

Lap	Elapsed Time	Lap Time	Lap Speed
1	1:39.128	1:39.128	76.265
2	3:11.770	1:32.642	81.604
3	4:43.559	1:31.789	82.363
4	6:16.474	1:32.915	81.365
5	7:49.414	1:32.940	81.343
6	9:22.980	1:33.566	80.799
7	10:56.004	1:33.024	81.269
8	12:30.277	1:34.273	80.193

**2 75 Damien HOWARD**

Total Time **12:34.708** Avg Speed **80.137** Behind **4.431**  
 Best Time **1:33.095** Best Speed **81.207** On **7** Gp **a**

Lap	Elapsed Time	Lap Time	Lap Speed
1	1:39.702	1:39.702	75.826
2	3:13.587	1:33.885	80.524
3	4:47.520	1:33.933	80.483
4	6:21.140	1:33.620	80.752
5	7:54.873	1:33.733	80.655
6	9:28.397	1:33.524	80.835
7	11:01.492	1:33.095	81.207
8	12:34.708	1:33.216	81.102

**3 38 Gary ROBINSON**

Total Time **12:36.069** Avg Speed **79.993** Behind **5.792**  
 Best Time **1:31.804** Best Speed **82.349** On **8** Gp **a**

Lap	Elapsed Time	Lap Time	Lap Speed
1	1:37.933	1:37.933	77.196
2	3:11.647	1:33.714	80.671
3	4:44.943	1:33.296	81.032
4	6:17.752	1:32.809	81.458
5	7:59.274	1:41.522	74.467
6	9:32.152	1:32.878	81.397
7	11:04.265	1:32.113	82.073
8	12:36.069	1:31.804	82.349

**Race Classification**

**4 110 Jules CROFT**

Total Time **12:44.387** Avg Speed **79.122** Behind **14.110**  
 Best Time **1:33.987** Best Speed **80.437** On **8** Gp **b**

Lap	Elapsed Time	Lap Time	Lap Speed
1	1:43.641	1:43.641	72.944
2	3:18.049	1:34.408	80.078
3	4:52.451	1:34.402	80.083
4	6:27.347	1:34.896	79.666
5	8:02.204	1:34.857	79.699
6	9:36.407	1:34.203	80.252
7	11:10.400	1:33.993	80.432
8	12:44.387	1:33.987	80.437

**5 72 Michael GILLAN**

Total Time **12:53.738** Avg Speed **78.166** Behind **23.461**  
 Best Time **1:34.808** Best Speed **79.740** On **7** Gp **a**

Lap	Elapsed Time	Lap Time	Lap Speed
1	1:40.607	1:40.607	75.144
2	3:17.089	1:36.482	78.357
3	4:53.911	1:36.822	78.081
4	6:31.097	1:37.186	77.789
5	8:08.009	1:36.912	78.009
6	9:43.729	1:35.720	78.980
7	11:18.537	1:34.808	79.740
8	12:53.738	1:35.201	79.411

**6 129 Alistair HAWORTH**

Total Time **12:53.771** Avg Speed **78.163** Behind **23.494**  
 Best Time **1:34.540** Best Speed **79.966** On **8** Gp **c**

Lap	Elapsed Time	Lap Time	Lap Speed
1	1:42.911	1:42.911	73.462
2	3:19.425	1:36.514	78.331
3	4:55.340	1:35.915	78.820
4	6:32.447	1:37.107	77.852
5	8:08.587	1:36.140	78.635
6	9:44.159	1:35.572	79.103
7	11:19.231	1:35.072	79.519
8	12:53.771	1:34.540	79.966





SENIOR SUPPORT

Race 9 - Loanends MRRRC / Enkalon Senior Support A

Saturday, 26 April 2008

DETAILED RESULT

**Race Classification**

**7**      **36 Andy FARRELL**

Total Time    **12:58.913** Avg Speed    **77.647** Behind    **28.636**  
 Best Time    **1:33.988** Best Speed    **80.436** On    **8** Gp    **b**

Lap	Elapsed Time	Lap Time	Lap Speed
1	1:43.743	1:43.743	72.872
2	3:21.209	1:37.466	77.566
3	4:57.906	1:36.697	78.182
4	6:35.408	1:37.502	77.537
5	8:13.028	1:37.620	77.443
6	9:49.062	1:36.034	78.722
7	11:24.925	1:35.863	78.863
8	12:58.913	1:33.988	80.436

**8**      **65 Steve McDONALD**

Total Time    **13:01.314** Avg Speed    **77.408** Behind    **31.037**  
 Best Time    **1:35.807** Best Speed    **78.909** On    **5** Gp    **b**

Lap	Elapsed Time	Lap Time	Lap Speed
1	1:44.214	1:44.214	72.543
2	3:21.991	1:37.777	77.319
3	4:58.936	1:36.945	77.982
4	6:35.651	1:36.715	78.168
5	8:11.458	1:35.807	78.909
6	9:48.407	1:36.949	77.979
7	11:24.654	1:36.247	78.548
8	13:01.314	1:36.660	78.212

**9**      **61 Robert GORDON**

Total Time    **13:01.980** Avg Speed    **77.342** Behind    **31.703**  
 Best Time    **1:35.940** Best Speed    **78.799** On    **4** Gp    **b**

Lap	Elapsed Time	Lap Time	Lap Speed
1	1:44.538	1:44.538	72.318
2	3:21.500	1:36.962	77.969
3	4:58.124	1:36.624	78.241
4	6:34.064	1:35.940	78.799
5	8:10.141	1:36.077	78.687
6	9:49.620	1:39.479	75.996
7	11:25.666	1:36.046	78.712
8	13:01.980	1:36.314	78.493

**Race Classification**

**10**      **33 David HOWARD**

Total Time    **13:04.629** Avg Speed    **77.081** Behind    **34.352**  
 Best Time    **1:34.245** Best Speed    **80.216** On    **7** Gp    **c**

Lap	Elapsed Time	Lap Time	Lap Speed
1	1:43.669	1:43.669	72.924
2	3:18.794	1:35.125	79.474
3	4:54.228	1:35.434	79.217
4	6:32.317	1:38.089	77.073
5	8:08.092	1:35.775	78.935
6	9:43.879	1:35.787	78.925
7	11:18.124	1:34.245	80.216
8	13:04.629	1:46.505	70.983

**11**      **40 Peter O FLAHERTY**

Total Time    **13:05.398** Avg Speed    **77.006** Behind    **35.121**  
 Best Time    **1:35.945** Best Speed    **78.795** On    **8** Gp    **b**

Lap	Elapsed Time	Lap Time	Lap Speed
1	1:46.440	1:46.440	71.026
2	3:24.901	1:38.461	76.782
3	5:02.320	1:37.419	77.603
4	6:39.924	1:37.604	77.456
5	8:16.219	1:36.295	78.509
6	9:52.845	1:36.626	78.240
7	11:29.453	1:36.608	78.254
8	13:05.398	1:35.945	78.795

**12**      **32 Myles BYRNE**

Total Time    **13:09.193** Avg Speed    **76.635** Behind    **38.916**  
 Best Time    **1:36.188** Best Speed    **78.596** On    **8** Gp    **a**

Lap	Elapsed Time	Lap Time	Lap Speed
1	1:42.920	1:42.920	73.455
2	3:20.587	1:37.667	77.406
3	4:59.079	1:38.492	76.758
4	6:37.256	1:38.177	77.004
5	8:15.256	1:38.000	77.143
6	9:54.631	1:39.375	76.075
7	11:33.005	1:38.374	76.850
8	13:09.193	1:36.188	78.596





SENIOR SUPPORT

Race 9 - Loanends MRRRC / Enkalon Senior Support A

Saturday, 26 April 2008

DETAILED RESULT

**Race Classification**

**13**      **4 Anthony REDMOND**

Total Time **13:14.637** Avg Speed **76.110** Behind **44.360**  
 Best Time **1:37.302** Best Speed **77.696** On **8** Gp **a**

Lap	Elapsed Time	Lap Time	Lap Speed
1	1:44.679	1:44.679	72.221
2	3:24.409	1:39.730	75.805
3	5:03.312	1:38.903	76.439
4	6:42.516	1:39.204	76.207
5	8:20.244	1:37.728	77.358
6	9:58.438	1:38.194	76.990
7	11:37.335	1:38.897	76.443
8	13:14.637	1:37.302	77.696

**14**      **115 Timmy TURTLE**

Total Time **13:16.225** Avg Speed **75.958** Behind **45.948**  
 Best Time **1:37.374** Best Speed **77.639** On **7** Gp **b**

Lap	Elapsed Time	Lap Time	Lap Speed
1	1:46.684	1:46.684	70.863
2	3:25.780	1:39.096	76.290
3	5:05.212	1:39.432	76.032
4	6:43.971	1:38.759	76.550
5	8:22.270	1:38.299	76.908
6	10:00.459	1:38.189	76.994
7	11:37.833	1:37.374	77.639
8	13:16.225	1:38.392	76.836

**15**      **50 William DAVISON**

Total Time **13:20.624** Avg Speed **75.541** Behind **50.347**  
 Best Time **1:38.241** Best Speed **76.954** On **8** Gp **c**

Lap	Elapsed Time	Lap Time	Lap Speed
1	1:46.901	1:46.901	70.720
2	3:26.994	1:40.093	75.530
3	5:06.874	1:39.880	75.691
4	6:45.975	1:39.101	76.286
5	8:24.492	1:38.517	76.738
6	10:03.404	1:38.912	76.432
7	11:42.383	1:38.979	76.380
8	13:20.624	1:38.241	76.954

**Race Classification**

**16**      **30 Aron HATCH**

Total Time **13:28.044** Avg Speed **74.847** Behind **57.767**  
 Best Time **1:38.413** Best Speed **76.819** On **4** Gp **a**

Lap	Elapsed Time	Lap Time	Lap Speed
1	1:46.797	1:46.797	70.789
2	3:26.650	1:39.853	75.711
3	5:05.954	1:39.304	76.130
4	6:44.367	1:38.413	76.819
5	8:25.060	1:40.693	75.080
6	10:05.914	1:40.854	74.960
7	11:47.212	1:41.298	74.631
8	13:28.044	1:40.832	74.976

**17**      **60 George SCOTT**

Total Time **13:33.338** Avg Speed **74.360** Behind **1:03.061**  
 Best Time **1:36.694** Best Speed **78.185** On **4** Gp **c**

Lap	Elapsed Time	Lap Time	Lap Speed
1	1:50.542	1:50.542	68.390
2	3:38.995	1:48.453	69.708
3	5:17.840	1:38.845	76.483
4	6:54.534	1:36.694	78.185
5	8:34.933	1:40.399	75.300
6	10:14.936	1:40.003	75.598
7	11:55.796	1:40.860	74.955
8	13:33.338	1:37.542	77.505

**18**      **79 Vincent BRENNAN**

Total Time **13:36.676** Avg Speed **74.056** Behind **1:06.399**  
 Best Time **1:40.589** Best Speed **75.157** On **3** Gp **c**

Lap	Elapsed Time	Lap Time	Lap Speed
1	1:47.551	1:47.551	70.292
2	3:28.762	1:41.211	74.695
3	5:09.351	1:40.589	75.157
4	6:51.101	1:41.750	74.300
5	8:33.514	1:42.413	73.819
6	10:14.439	1:40.925	74.907
7	11:55.632	1:41.193	74.709
8	13:36.676	1:41.044	74.819





SENIOR SUPPORT

Race 9 - Loanends MRRRC / Enkalon Senior Support A

Saturday, 26 April 2008

DETAILED RESULT

**Race Classification**

**19** 9 Darren HUGHES

Total Time **13:36.878** Avg Speed **74.038** Behind **1:06.601**  
 Best Time **1:39.163** Best Speed **76.238** On **3** Gp **c**

Lap	Elapsed Time	Lap Time	Lap Speed
1	1:51.061	1:51.061	68.071
2	3:32.790	1:41.729	74.315
3	5:11.953	1:39.163	76.238
4	6:51.447	1:39.494	75.984
5	8:33.981	1:42.534	73.732
6	10:14.786	1:40.805	74.996
7	11:56.329	1:41.543	74.451
8	13:36.878	1:40.549	75.187

**20** 177 Ian HOLMES

Total Time **12:42.072** Avg Speed **69.442** Behind **1 Lap**  
 Best Time **1:42.696** Best Speed **73.615** On **2** Gp **c**

Lap	Elapsed Time	Lap Time	Lap Speed
1	1:49.850	1:49.850	68.821
2	3:32.546	1:42.696	73.615
3	5:17.005	1:44.459	72.373
4	7:20.378	2:03.373	61.278
5	9:07.983	1:47.605	70.257
6	10:54.221	1:46.238	71.161
7	12:42.072	1:47.851	70.097

**Not Classified**

**DNF** 5 Corran SMYTH

Total Time **3:34.330** Avg Speed **70.545** Behind **6 Laps**  
 Best Time **1:44.085** Best Speed **72.633** On **2** Gp **c**

Lap	Elapsed Time	Lap Time	Lap Speed
1	1:50.245	1:50.245	68.575
2	3:34.330	1:44.085	72.633






# THE ROYAL HOTEL & BRAESIDE COOKSTOWN 100

## SENIOR SUPPORT

### Race 9 - Loanends MRRC / Enkalon Senior Support A


## LAP CHART



1					3					5				
No	Name	G	Elapsed Time	Lap Time	No	Name	G	Elapsed Time	Lap Time	No	Name	G	Elapsed Time	Lap Time
38	Gary ROBINSON	a	1:37.933	1:37.933	51	Darwyn YOUNG	a	4:43.559	1:31.789	51	Darwyn YOUNG	a	7:49.414	1:32.940
51	Darwyn YOUNG	a	1:39.128	1:39.128	38	Gary ROBINSON	a	4:44.943	1:33.296	75	Damien HOWARD	a	7:54.873	1:33.733
75	Damien HOWARD	a	1:39.702	1:39.702	75	Damien HOWARD	a	4:47.520	1:33.933	38	Gary ROBINSON	a	7:59.274	1:41.522
72	Michael GILLAN	a	1:40.607	1:40.607	110	Jules CROFT	b	4:52.451	1:34.402	110	Jules CROFT	b	8:02.204	1:34.857
129	Alistair HAWORTH	c	1:42.911	1:42.911	72	Michael GILLAN	a	4:53.911	1:36.822	72	Michael GILLAN	a	8:08.009	1:36.912
32	Myles BYRNE	a	1:42.920	1:42.920	33	David HOWARD	c	4:54.228	1:35.434	33	David HOWARD	c	8:08.092	1:35.775
110	Jules CROFT	b	1:43.641	1:43.641	129	Alistair HAWORTH	c	4:55.340	1:35.915	129	Alistair HAWORTH	c	8:08.587	1:36.140
33	David HOWARD	c	1:43.669	1:43.669	36	Andy FARRELL	b	4:57.906	1:36.697	61	Robert GORDON	b	8:10.141	1:36.077
36	Andy FARRELL	b	1:43.743	1:43.743	61	Robert GORDON	b	4:58.124	1:36.624	65	Steve McDONALD	b	8:11.458	1:35.807
65	Steve McDONALD	b	1:44.214	1:44.214	65	Steve McDONALD	b	4:58.936	1:36.945	36	Andy FARRELL	b	8:13.028	1:37.620
61	Robert GORDON	b	1:44.538	1:44.538	32	Myles BYRNE	a	4:59.079	1:38.492	32	Myles BYRNE	a	8:15.256	1:38.000
4	Anthony REDMOND	a	1:44.679	1:44.679	40	Peter O FLAHERTY	b	5:02.320	1:37.419	40	Peter O FLAHERTY	b	8:16.219	1:36.295
40	Peter O FLAHERTY	b	1:46.440	1:46.440	4	Anthony REDMOND	a	5:03.312	1:38.903	4	Anthony REDMOND	a	8:20.244	1:37.728
115	Timmy TURTLE	b	1:46.684	1:46.684	115	Timmy TURTLE	b	5:05.212	1:39.432	115	Timmy TURTLE	b	8:22.270	1:38.299
30	Aron HATCH	a	1:46.797	1:46.797	30	Aron HATCH	a	5:05.954	1:39.304	50	William DAVISON	c	8:24.492	1:38.517
50	William DAVISON	c	1:46.901	1:46.901	50	William DAVISON	c	5:06.874	1:39.880	30	Aron HATCH	a	8:25.060	1:40.693
79	Vincent BRENNAN	c	1:47.551	1:47.551	79	Vincent BRENNAN	c	5:09.351	1:40.589	79	Vincent BRENNAN	c	8:33.514	1:42.413
177	Ian HOLMES	c	1:49.850	1:49.850	9	Darren HUGHES	c	5:11.953	1:39.163	9	Darren HUGHES	c	8:33.981	1:42.534
5	Corran SMYTH	c	1:50.245	1:50.245	177	Ian HOLMES	c	5:17.005	1:44.459	60	George SCOTT	c	8:34.933	1:40.399
60	George SCOTT	c	1:50.542	1:50.542	60	George SCOTT	c	5:17.840	1:38.845	177	Ian HOLMES	c	9:07.983	1:47.605
9	Darren HUGHES	c	1:51.061	1:51.061										

2					4					6				
No	Name	G	Elapsed Time	Lap Time	No	Name	G	Elapsed Time	Lap Time	No	Name	G	Elapsed Time	Lap Time
38	Gary ROBINSON	a	3:11.647	1:33.714	51	Darwyn YOUNG	a	6:16.474	1:32.915	51	Darwyn YOUNG	a	9:22.980	1:33.566
51	Darwyn YOUNG	a	3:11.770	1:32.642	38	Gary ROBINSON	a	6:17.752	1:32.809	75	Damien HOWARD	a	9:28.397	1:33.524
75	Damien HOWARD	a	3:13.587	1:33.885	75	Damien HOWARD	a	6:21.140	1:33.620	38	Gary ROBINSON	a	9:32.152	1:32.878
72	Michael GILLAN	a	3:17.089	1:36.482	110	Jules CROFT	b	6:27.347	1:34.896	110	Jules CROFT	b	9:36.407	1:34.203
110	Jules CROFT	b	3:18.049	1:34.408	72	Michael GILLAN	a	6:31.097	1:37.186	72	Michael GILLAN	a	9:43.729	1:35.720
33	David HOWARD	c	3:18.794	1:35.125	33	David HOWARD	c	6:32.317	1:38.089	33	David HOWARD	c	9:43.879	1:35.787
33	David HOWARD	c	3:18.794	1:35.125	129	Alistair HAWORTH	c	6:32.447	1:37.107	129	Alistair HAWORTH	c	9:44.159	1:35.572
129	Alistair HAWORTH	c	3:19.425	1:36.514	61	Robert GORDON	b	6:34.064	1:35.940	65	Steve McDONALD	b	9:48.407	1:36.949
32	Myles BYRNE	a	3:20.587	1:37.667	36	Andy FARRELL	b	6:35.408	1:37.502	36	Andy FARRELL	b	9:49.062	1:36.034
36	Andy FARRELL	b	3:21.209	1:37.466	65	Steve McDONALD	b	6:35.651	1:36.715	61	Robert GORDON	b	9:49.620	1:39.479
61	Robert GORDON	b	3:21.500	1:36.962	32	Myles BYRNE	a	6:37.256	1:38.177	40	Peter O FLAHERTY	b	9:52.845	1:36.626
65	Steve McDONALD	b	3:21.991	1:37.777	40	Peter O FLAHERTY	b	6:39.924	1:37.604	32	Myles BYRNE	a	9:54.631	1:39.375
4	Anthony REDMOND	a	3:24.409	1:39.730	4	Anthony REDMOND	a	6:42.516	1:39.204	4	Anthony REDMOND	a	9:58.438	1:38.194
40	Peter O FLAHERTY	b	3:24.901	1:38.461	115	Timmy TURTLE	b	6:43.971	1:38.759	115	Timmy TURTLE	b	10:00.459	1:38.189
115	Timmy TURTLE	b	3:25.780	1:39.096	30	Aron HATCH	a	6:44.367	1:38.413	50	William DAVISON	c	10:03.404	1:38.912
30	Aron HATCH	a	3:26.650	1:39.853	50	William DAVISON	c	6:45.975	1:39.101	30	Aron HATCH	a	10:05.914	1:40.854
50	William DAVISON	c	3:26.994	1:40.093	79	Vincent BRENNAN	c	6:51.101	1:41.750	79	Vincent BRENNAN	c	10:14.439	1:40.925
79	Vincent BRENNAN	c	3:28.762	1:41.211	9	Darren HUGHES	c	6:51.447	1:39.494	9	Darren HUGHES	c	10:14.786	1:40.805
177	Ian HOLMES	c	3:32.546	1:42.696	60	George SCOTT	c	6:54.534	1:36.694	60	George SCOTT	c	10:14.936	1:40.003
9	Darren HUGHES	c	3:32.790	1:41.729	177	Ian HOLMES	c	7:20.378	2:03.373	177	Ian HOLMES	c	10:54.221	1:46.238
5	Corran SMYTH	c	3:34.330	1:44.085										
60	George SCOTT	c	3:38.995	1:48.453										



SENIOR SUPPORT

Race 9 - Loanends MRRC / Enkalon Senior Support A

LAP CHART

7

No	Name	G	Elapsed Time	Lap Time
51	Darwyn YOUNG	a	10:56.004	1:33.024
75	Damien HOWARD	a	11:01.492	1:33.095
38	Gary ROBINSON	a	11:04.265	1:32.113
110	Jules CROFT	b	11:10.400	1:33.993
33	David HOWARD	c	11:18.124	1:34.245
72	Michael GILLAN	a	11:18.537	1:34.808
129	Alistair HAWORTH	c	11:19.231	1:35.072
65	Steve McDONALD	b	11:24.654	1:36.247
36	Andy FARRELL	b	11:24.925	1:35.863
61	Robert GORDON	b	11:25.666	1:36.046
40	Peter O FLAHERTY	b	11:29.453	1:36.608
32	Myles BYRNE	a	11:33.005	1:38.374
4	Anthony REDMOND	a	11:37.335	1:38.897
115	Timmy TURTLE	b	11:37.833	1:37.374
50	William DAVISON	c	11:42.383	1:38.979
30	Aron HATCH	a	11:47.212	1:41.298
79	Vincent BRENNAN	c	11:55.632	1:41.193
60	George SCOTT	c	11:55.796	1:40.860
9	Darren HUGHES	c	11:56.329	1:41.543
177	Ian HOLMES	c	12:42.072	1:47.851

8

No	Name	G	Elapsed Time	Lap Time
51	Darwyn YOUNG	a	12:30.277	1:34.273
75	Damien HOWARD	a	12:34.708	1:33.216
38	Gary ROBINSON	a	12:36.069	1:31.804
110	Jules CROFT	b	12:44.387	1:33.987
72	Michael GILLAN	a	12:53.738	1:35.201
129	Alistair HAWORTH	c	12:53.771	1:34.540
36	Andy FARRELL	b	12:58.913	1:33.988
65	Steve McDONALD	b	13:01.314	1:36.660
61	Robert GORDON	b	13:01.980	1:36.314
33	David HOWARD	c	13:04.629	1:46.505
40	Peter O FLAHERTY	b	13:05.398	1:35.945
32	Myles BYRNE	a	13:09.193	1:36.188
4	Anthony REDMOND	a	13:14.637	1:37.302
115	Timmy TURTLE	b	13:16.225	1:38.392
50	William DAVISON	c	13:20.624	1:38.241
30	Aron HATCH	a	13:28.044	1:40.832
60	George SCOTT	c	13:33.338	1:37.542
79	Vincent BRENNAN	c	13:36.676	1:41.044
9	Darren HUGHES	c	13:36.878	1:40.549






## SENIOR SUPPORT

### Race 13 - S P Harkness Construction Senior Support B

Friday, 25 April 2008

Pos	Class	No	Name	Machine / Sponsor	Gp	Laps	Total Time	Behind	Speed	-----Best Lap-----		
										Time	Speed	On
<b>Race Classification</b>												
1	SSEN	101	Michael RUSSELL	Suzuki 750 - McKinstry Racing	a	6	9:47.104		77.261	1:36.210	78.578	6
2	SSEN	24	Gerard O KANE jnr	Yamaha 600	a	6	10:02.190	15.086	75.325	1:37.951	77.181	6
3	SSEN	23	Neil NUGENT	Suzuki 600	b	6	10:02.462	15.358	75.291	1:38.614	76.663	5
4	SSEN	128	David SLEITH	Suzuki 750	b	6	10:02.708	15.604	75.260	1:38.406	76.825	5
5	SSEN	86	Caoith LAWLESS	Yamaha 600 - D.D.R.R.S.C.	a	6	10:08.827	21.723	74.504	1:39.706	75.823	3
6	SSEN	47	David BLACK	Suzuki 600	a	6	10:09.099	21.995	74.471	1:39.654	75.862	3
7	SSEN	150	Liam KELLY	Kawasaki 600	b	6	10:19.869	32.765	73.177	1:41.516	74.471	2
8	SSEN	57	Adrian LOGUE	Suzuki 750	b	6	10:20.500	33.396	73.102	1:41.173	74.723	3
9	SSEN	112	Martin CURRAMS	Suzuki 750 - www.alpha-group.ie	a	6	10:30.318	43.214	71.964	1:42.467	73.780	6
10	SSEN	15	Karl CURTIS	Yamaha 600	c	6	10:32.233	45.129	71.746	1:42.492	73.762	6
11	SSEN	120	Jonathan MARK	Honda 600	b	6	10:46.048	58.944	70.212	1:45.402	71.725	6
12	SSEN	125	Paul GARTLAND	Honda 600	b	6	10:48.143	1:01.039	69.985	1:45.831	71.435	6
13	SSEN	63	John DUNNE	Suzuki 750	a	6	10:51.600	1:04.496	69.613	1:44.141	72.594	6
14	SSEN	118	James CHRISTIE	Yamaha 600 - Team JCR	b	6	10:52.819	1:05.715	69.483	1:46.534	70.963	6
15	SSEN	117	Paul KENNEDY	Yamaha 600	c	5	9:57.776	1 Lap	63.234	1:57.896	64.124	3
<b>Fastest Lap</b>												
	SSEN	101	Michael RUSSELL	Suzuki 750 - McKinstry Racing	a					1:36.210	78.578	6

These Results are provisional and are subject to ratification by the Stewards of the Meeting.

Track	Orritor	Signed		Organising Club	Cookstown & District MCC
Length(miles)	2.1000		Chief Timekeeper	Warmup Started	
Weather	Cloudy	Issued At:	17:39:19	Race Started	17:27:08.053
Track	Dry			Gp Time Diff - b 11.496 / c 22.606	





SENIOR SUPPORT

Race 13 - S P Harkness Construction Senior Support B

Friday, 25 April 2008

DETAILED RESULT

**Race Classification**

**1** **101 Michael RUSSELL**  
 Total Time **9:47.104** Avg Speed **77.261** Behind  
 Best Time **1:36.210** Best Speed **78.578** On **6** Gp **a**

Lap	Elapsed Time	Lap Time	Lap Speed
1	1:42.351	1:42.351	73.863
2	3:19.716	1:37.365	77.646
3	4:56.216	1:36.500	78.342
4	6:33.364	1:37.148	77.819
5	8:10.894	1:37.530	77.515
6	9:47.104	1:36.210	78.578

**2** **24 Gerard O KANE jnr**  
 Total Time **10:02.190** Avg Speed **75.325** Behind **15.086**  
 Best Time **1:37.951** Best Speed **77.181** On **6** Gp **a**

Lap	Elapsed Time	Lap Time	Lap Speed
1	1:44.314	1:44.314	72.473
2	3:25.328	1:41.014	74.841
3	5:05.649	1:40.321	75.358
4	6:44.759	1:39.110	76.279
5	8:24.239	1:39.480	75.995
6	10:02.190	1:37.951	77.181

**3** **23 Neil NUGENT**  
 Total Time **10:02.462** Avg Speed **75.291** Behind **15.358**  
 Best Time **1:38.614** Best Speed **76.663** On **5** Gp **b**

Lap	Elapsed Time	Lap Time	Lap Speed
1	1:45.007	1:45.007	71.995
2	3:25.269	1:40.262	75.402
3	5:04.601	1:39.332	76.108
4	6:44.583	1:39.982	75.614
5	8:23.197	1:38.614	76.663
6	10:02.462	1:39.265	76.160

**4** **128 David SLEITH**  
 Total Time **10:02.708** Avg Speed **75.260** Behind **15.604**  
 Best Time **1:38.406** Best Speed **76.825** On **5** Gp **b**

Lap	Elapsed Time	Lap Time	Lap Speed
1	1:45.574	1:45.574	71.609
2	3:25.473	1:39.899	75.676
3	5:05.709	1:40.236	75.422
4	6:45.228	1:39.519	75.965
5	8:23.634	1:38.406	76.825
6	10:02.708	1:39.074	76.307

**Race Classification**

**5** **86 Caoith LAWLESS**  
 Total Time **10:08.827** Avg Speed **74.504** Behind **21.723**  
 Best Time **1:39.706** Best Speed **75.823** On **3** Gp **a**

Lap	Elapsed Time	Lap Time	Lap Speed
1	1:46.715	1:46.715	70.843
2	3:27.987	1:41.272	74.650
3	5:07.693	1:39.706	75.823
4	6:47.592	1:39.899	75.676
5	8:28.571	1:40.979	74.867
6	10:08.827	1:40.256	75.407

**6** **47 David BLACK**  
 Total Time **10:09.099** Avg Speed **74.471** Behind **21.995**  
 Best Time **1:39.654** Best Speed **75.862** On **3** Gp **a**

Lap	Elapsed Time	Lap Time	Lap Speed
1	1:46.131	1:46.131	71.233
2	3:28.607	1:42.476	73.773
3	5:08.261	1:39.654	75.862
4	6:48.140	1:39.879	75.692
5	8:28.876	1:40.736	75.048
6	10:09.099	1:40.223	75.432

**7** **150 Liam KELLY**  
 Total Time **10:19.869** Avg Speed **73.177** Behind **32.765**  
 Best Time **1:41.516** Best Speed **74.471** On **2** Gp **b**

Lap	Elapsed Time	Lap Time	Lap Speed
1	1:47.766	1:47.766	70.152
2	3:29.282	1:41.516	74.471
3	5:12.472	1:43.190	73.263
4	6:54.898	1:42.426	73.809
5	8:38.055	1:43.157	73.286
6	10:19.869	1:41.814	74.253

**8** **57 Adrian LOGUE**  
 Total Time **10:20.500** Avg Speed **73.102** Behind **33.396**  
 Best Time **1:41.173** Best Speed **74.723** On **3** Gp **b**

Lap	Elapsed Time	Lap Time	Lap Speed
1	1:48.826	1:48.826	69.469
2	3:31.623	1:42.797	73.543
3	5:12.796	1:41.173	74.723
4	6:55.222	1:42.426	73.809
5	8:38.399	1:43.177	73.272
6	10:20.500	1:42.101	74.044





SENIOR SUPPORT

Race 13 - S P Harkness Construction Senior Support B

Friday, 25 April 2008

DETAILED RESULT

**Race Classification**

**9** **112 Martin CURRAMS**  
 Total Time **10:30.318** Avg Speed **71.964** Behind **43.214**  
 Best Time **1:42.467** Best Speed **73.780** On **6** Gp **a**

Lap	Elapsed Time	Lap Time	Lap Speed
1	1:50.340	1:50.340	68.515
2	3:36.566	1:46.226	71.169
3	5:19.853	1:43.287	73.194
4	7:03.863	1:44.010	72.685
5	8:47.851	1:43.988	72.701
6	10:30.318	1:42.467	73.780

**10** **15 Karl CURTIS**  
 Total Time **10:32.233** Avg Speed **71.746** Behind **45.129**  
 Best Time **1:42.492** Best Speed **73.762** On **6** Gp **c**

Lap	Elapsed Time	Lap Time	Lap Speed
1	1:50.045	1:50.045	68.699
2	3:34.259	1:44.214	72.543
3	5:18.969	1:44.710	72.199
4	7:05.301	1:46.332	71.098
5	8:49.741	1:44.440	72.386
6	10:32.233	1:42.492	73.762

**11** **120 Jonathan MARK**  
 Total Time **10:46.048** Avg Speed **70.212** Behind **58.944**  
 Best Time **1:45.402** Best Speed **71.725** On **6** Gp **b**

Lap	Elapsed Time	Lap Time	Lap Speed
1	1:52.663	1:52.663	67.103
2	3:41.239	1:48.576	69.629
3	5:29.259	1:48.020	69.987
4	7:14.858	1:45.599	71.592
5	9:00.646	1:45.788	71.464
6	10:46.048	1:45.402	71.725

**12** **125 Paul GARTLAND**  
 Total Time **10:48.143** Avg Speed **69.985** Behind **1:01.039**  
 Best Time **1:45.831** Best Speed **71.435** On **6** Gp **b**

Lap	Elapsed Time	Lap Time	Lap Speed
1	1:54.062	1:54.062	66.280
2	3:41.957	1:47.895	70.068
3	5:29.017	1:47.060	70.615
4	7:16.100	1:47.083	70.599
5	9:02.312	1:46.212	71.178
6	10:48.143	1:45.831	71.435

**Race Classification**

**13** **63 John DUNNE**  
 Total Time **10:51.600** Avg Speed **69.613** Behind **1:04.496**  
 Best Time **1:44.141** Best Speed **72.594** On **6** Gp **a**

Lap	Elapsed Time	Lap Time	Lap Speed
1	1:49.588	1:49.588	68.986
2	3:35.904	1:46.316	71.109
3	5:36.141	2:00.237	62.876
4	7:21.984	1:45.843	71.427
5	9:07.459	1:45.475	71.676
6	10:51.600	1:44.141	72.594

**14** **118 James CHRISTIE**  
 Total Time **10:52.819** Avg Speed **69.483** Behind **1:05.715**  
 Best Time **1:46.534** Best Speed **70.963** On **6** Gp **b**

Lap	Elapsed Time	Lap Time	Lap Speed
1	1:55.637	1:55.637	65.377
2	3:44.341	1:48.704	69.547
3	5:32.091	1:47.750	70.162
4	7:18.643	1:46.552	70.951
5	9:06.285	1:47.642	70.233
6	10:52.819	1:46.534	70.963

**15** **117 Paul KENNEDY**  
 Total Time **9:57.776** Avg Speed **63.234** Behind **1 Lap**  
 Best Time **1:57.896** Best Speed **64.124** On **3** Gp **c**

Lap	Elapsed Time	Lap Time	Lap Speed
1	2:03.473	2:03.473	61.228
2	4:01.783	1:58.310	63.900
3	5:59.679	1:57.896	64.124
4	7:58.863	1:59.184	63.431
5	9:57.776	1:58.913	63.576




# THE ROYAL HOTEL & BRAESIDE COOKSTOWN 100

## SENIOR SUPPORT

### Race 13 - S P Harkness Construction Senior Support B

## LAP CHART



1					3					5				
No	Name	G	Elapsed Time	Lap Time	No	Name	G	Elapsed Time	Lap Time	No	Name	G	Elapsed Time	Lap Time
101	Michael RUSSELL	a	1:42.351	1:42.351	101	Michael RUSSELL	a	4:56.216	1:36.500	101	Michael RUSSELL	a	8:10.894	1:37.530
24	Gerard O KANE jnr	a	1:44.314	1:44.314	23	Neil NUGENT	b	5:04.601	1:39.332	23	Neil NUGENT	b	8:23.197	1:38.614
23	Neil NUGENT	b	1:45.007	1:45.007	24	Gerard O KANE jnr	a	5:05.649	1:40.321	128	David SLEITH	b	8:23.634	1:38.406
128	David SLEITH	b	1:45.574	1:45.574	128	David SLEITH	b	5:05.709	1:40.236	24	Gerard O KANE jnr	a	8:24.239	1:39.480
47	David BLACK	a	1:46.131	1:46.131	86	Caoith LAWLESS	a	5:07.693	1:39.706	86	Caoith LAWLESS	a	8:28.571	1:40.979
86	Caoith LAWLESS	a	1:46.715	1:46.715	47	David BLACK	a	5:08.261	1:39.654	47	David BLACK	a	8:28.876	1:40.736
150	Liam KELLY	b	1:47.766	1:47.766	150	Liam KELLY	b	5:12.472	1:43.190	150	Liam KELLY	b	8:38.055	1:43.157
57	Adrian LOGUE	b	1:48.826	1:48.826	57	Adrian LOGUE	b	5:12.796	1:41.173	57	Adrian LOGUE	b	8:38.399	1:43.177
63	John DUNNE	a	1:49.588	1:49.588	15	Karl CURTIS	c	5:18.969	1:44.710	112	Martin CURRAMS	a	8:47.851	1:43.988
15	Karl CURTIS	c	1:50.045	1:50.045	112	Martin CURRAMS	a	5:19.853	1:43.287	15	Karl CURTIS	c	8:49.741	1:44.440
112	Martin CURRAMS	a	1:50.340	1:50.340	125	Paul GARTLAND	b	5:29.017	1:47.060	120	Jonathan MARK	b	9:00.646	1:45.788
120	Jonathan MARK	b	1:52.663	1:52.663	120	Jonathan MARK	b	5:29.259	1:48.020	125	Paul GARTLAND	b	9:02.312	1:46.212
125	Paul GARTLAND	b	1:54.062	1:54.062	118	James CHRISTIE	b	5:32.091	1:47.750	118	James CHRISTIE	b	9:06.285	1:47.642
118	James CHRISTIE	b	1:55.637	1:55.637	63	John DUNNE	a	5:36.141	2:00.237	63	John DUNNE	a	9:07.459	1:45.475
117	Paul KENNEDY	c	2:03.473	2:03.473	117	Paul KENNEDY	c	5:59.679	1:57.896	117	Paul KENNEDY	c	9:57.776	1:58.913

2					4					6				
No	Name	G	Elapsed Time	Lap Time	No	Name	G	Elapsed Time	Lap Time	No	Name	G	Elapsed Time	Lap Time
101	Michael RUSSELL	a	3:19.716	1:37.365	101	Michael RUSSELL	a	6:33.364	1:37.148	101	Michael RUSSELL	a	9:47.104	1:36.210
23	Neil NUGENT	b	3:25.269	1:40.262	23	Neil NUGENT	b	6:44.583	1:39.982	24	Gerard O KANE jnr	a	10:02.190	1:37.951
24	Gerard O KANE jnr	a	3:25.328	1:41.014	24	Gerard O KANE jnr	a	6:44.759	1:39.110	23	Neil NUGENT	b	10:02.462	1:39.265
128	David SLEITH	b	3:25.473	1:39.899	128	David SLEITH	b	6:45.228	1:39.519	128	David SLEITH	b	10:02.708	1:39.074
86	Caoith LAWLESS	a	3:27.987	1:41.272	86	Caoith LAWLESS	a	6:47.592	1:39.899	86	Caoith LAWLESS	a	10:08.827	1:40.256
47	David BLACK	a	3:28.607	1:42.476	47	David BLACK	a	6:48.140	1:39.879	47	David BLACK	a	10:09.099	1:40.223
150	Liam KELLY	b	3:29.282	1:41.516	150	Liam KELLY	b	6:54.898	1:42.426	150	Liam KELLY	b	10:19.869	1:41.814
57	Adrian LOGUE	b	3:31.623	1:42.797	57	Adrian LOGUE	b	6:55.222	1:42.426	57	Adrian LOGUE	b	10:20.500	1:42.101
15	Karl CURTIS	c	3:34.259	1:44.214	112	Martin CURRAMS	a	7:03.863	1:44.010	112	Martin CURRAMS	a	10:30.318	1:42.467
63	John DUNNE	a	3:35.904	1:46.316	15	Karl CURTIS	c	7:05.301	1:46.332	15	Karl CURTIS	c	10:32.233	1:42.492
112	Martin CURRAMS	a	3:36.566	1:46.226	120	Jonathan MARK	b	7:14.858	1:45.599	120	Jonathan MARK	b	10:46.048	1:45.402
120	Jonathan MARK	b	3:41.239	1:48.576	125	Paul GARTLAND	b	7:16.100	1:47.083	125	Paul GARTLAND	b	10:48.143	1:45.831
125	Paul GARTLAND	b	3:41.957	1:47.895	118	James CHRISTIE	b	7:18.643	1:46.552	63	John DUNNE	a	10:51.600	1:44.141
118	James CHRISTIE	b	3:44.341	1:48.704	63	John DUNNE	a	7:21.984	1:45.843	118	James CHRISTIE	b	10:52.819	1:46.534
117	Paul KENNEDY	c	4:01.783	1:58.310	117	Paul KENNEDY	c	7:58.863	1:59.184					