



Royal Hotel

& BRAESIDE

COOKSTOWN 100

Friday 25th & Saturday 26th April 2008


promoted by Cookstown & District MCC
www.cookstown100.com

ROYAL HOTEL & BRAESIDE

Hayes Fuels

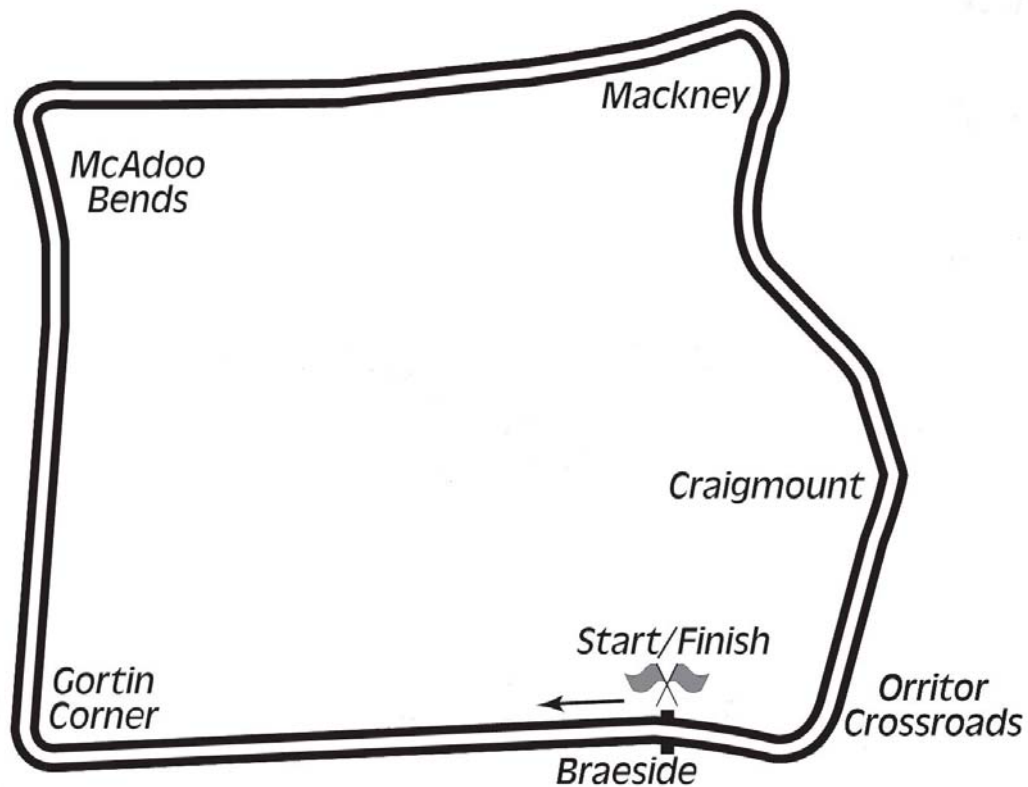
...for the future

JUNIOR 250cc/400cc CLASS



Orritor Circuit

2.1 miles



LAP RECORDS

Class	Rider	Machine	m	s	mph	Year
125cc	Darran Lindsay	Honda	1	34.778	79.765	2005
250cc	Davy Morgan	Honda	1	32.262	81.941	2006
Supersport 600	Cameron Donald (AUS)	Honda	1	27.250	86.648	2007
Open 1000cc	Cameron Donald (AUS)	Honda	1	25.292	88.637	2007
Senior Support	Gary Robinson	Yamaha 600	1	29.956	84.041	2007
Junior Support	Michael Dunlop	Yamaha 250	1	36.181	78.602	2006
Classic 1000cc	Wattie Brown	Norton 920	1	40.273	75.394	2006
Classic 500cc	Colin Rodgers	Honda	1	42.787	73.550	2004
Classic 350cc	Paul Coward	Honda	1	43.421	73.099	2004
Classic 250cc	Geoff McMullan	Suzuki	1	47.294	70.461	2006

THE ROYAL HOTEL & BRAESIDE COOKSTOWN

JUNIOR 250cc/400cc


Group A Qualifying

Friday, 25 April 2008



Pos	Class	No	Name	Machine / Sponsor	----- Best Lap -----			On	Laps
					Time	Behind	Speed		
Qualifying Classification									
1	JUN	7	Adrian McFARLAND	Aprilia 250 - Richardson's	1:40.643		75.117	5	5
2	JUN	1	Darren BURNS	Honda 250 - S Gas NI	1:45.341	4.698	71.767	4	5
3	JUN	10	Ivan LINTIN	Yamaha 250 - McKinstry Racing	1:46.996	6.353	70.657	4	4
4	JUN	49	Kevin STROWGER	TSR Honda 250 - Dave Sandland	1:47.123	6.480	70.573	4	4
5	JUN	16	John BURROWS	Honda 250 - Stewart Smith Racing	1:48.430	7.787	69.722	4	4
6	JUN	91	Des BUTLER	Suzuki 650	1:50.339	9.696	68.516	4	4
7	JUN	4	Barry DAVIDSON	Honda 250 - Cleaver Browne	1:50.716	10.073	68.283	4	4
8	JUN	2	Brian MATEER	Yamaha 250	1:51.914	11.271	67.552	2	4
9	JUN	149	William COWDEN	Honda 250 - AutoTech	1:52.321	11.678	67.307	4	4
10	JUN	36	Phil HARVEY	Honda 250 - Milton House Transport	1:52.658	12.015	67.106	4	4
11	JUN	119	Adrian MULLEN	Suzuki 650	1:52.935	12.292	66.941	4	4
12	JUN	17	Dave HEDISON	Yamaha 250	1:54.621	13.978	65.957	4	4
13	JUN	19	Paul HEDISON	Honda 250	1:56.867	16.224	64.689	4	4
14	JUN	73	Derek COSTELLO	Honda 400	1:59.597	18.954	63.212	3	4
15	JUN	66	Ed MANLY jnr	Honda 250	2:00.320	19.677	62.832	2	4
16	JUN	5	Jeff SHAW	Honda 250	2:00.701	20.058	62.634	4	4
17	JUN	44	Robert DUNLOP	TSR Honda 250 - Roy Hanna Motors	2:00.794	20.151	62.586	4	4
18	JUN	115	Timmy TURTLE	Suzuki 650	2:00.920	20.277	62.521	4	4
19	JUN	25	Mark WADDELL	Honda 250	2:02.126	21.483	61.903	4	4
20	JUN	11	Peter WAKEFIELD	TSR Honda 250	2:02.899	22.256	61.514	4	4

These Results are provisional and are subject to ratification by the Stewards of the Meeting.

Track	Orritor	Signed		Organising Club	Cookstown & District MCC
Length(miles)	2.1000		Chief Timekeeper	Qualifying Started	19:07:25.653
Weather	Cloudy	Issued At:	19:23:04		
Track	Wet				

MCUI
Ulster Centre
Timing
www.mcui-uc.org.uk



2&4
WHEEL MOTORSPORT
STEERING GROUP LTD.

X[®] nitec
SOLUTIONS





JUNIOR 250cc/400cc

Group A Qualifying

Friday, 25 April 2008

DETAILED RESULT

Qualifying Classification

Position

1 7 Adrian McFARLAND

Behind

Best Time **1:40.643** Best Speed **75.117** On **5** Gp **a**

Lap	Elapsed Time	Lap Time	Lap Speed
1	2:26.042	2:26.042	51.766
2	4:09.606	1:43.564	72.998
3	5:55.353	1:45.747	71.491
4	7:37.278	1:41.925	74.172
5	9:17.921	1:40.643	75.117

2 1 Darren BURNS

Behind **4.698**

Best Time **1:45.341** Best Speed **71.767** On **4** Gp **a**

Lap	Elapsed Time	Lap Time	Lap Speed
1	2:15.418	2:15.418	55.827
2	4:05.646	1:50.228	68.585
3	5:52.893	1:47.247	70.491
4	7:38.234	1:45.341	71.767
5	9:51.788	2:13.554	56.606

3 10 Ivan LINTIN

Behind **6.353**

Best Time **1:46.996** Best Speed **70.657** On **4** Gp **a**

Lap	Elapsed Time	Lap Time	Lap Speed
1	2:15.823	2:15.823	55.661
2	4:07.883	1:52.060	67.464
3	5:57.254	1:49.371	69.123
4	7:44.250	1:46.996	70.657

4 49 Kevin STROWGER

Behind **6.480**

Best Time **1:47.123** Best Speed **70.573** On **4** Gp **a**

Lap	Elapsed Time	Lap Time	Lap Speed
1	2:18.414	2:18.414	54.619
2	4:07.089	1:48.675	69.565
3	5:54.218	1:47.129	70.569
4	7:41.341	1:47.123	70.573

5 16 John BURROWS

Behind **7.787**

Best Time **1:48.430** Best Speed **69.722** On **4** Gp **a**

Lap	Elapsed Time	Lap Time	Lap Speed
1	2:47.095	2:47.095	45.244
2	4:39.241	1:52.146	67.412
3	6:28.916	1:49.675	68.931
4	8:17.346	1:48.430	69.722

Qualifying Classification

Position

6 91 Des BUTLER

Behind **9.696**

Best Time **1:50.339** Best Speed **68.516** On **4** Gp **a**

Lap	Elapsed Time	Lap Time	Lap Speed
1	2:10.731	2:10.731	57.829
2	4:06.964	1:56.233	65.042
3	6:00.382	1:53.418	66.656
4	7:50.721	1:50.339	68.516

7 4 Barry DAVIDSON

Behind **10.073**

Best Time **1:50.716** Best Speed **68.283** On **4** Gp **a**

Lap	Elapsed Time	Lap Time	Lap Speed
1	2:11.436	2:11.436	57.518
2	4:05.301	1:53.865	66.394
3	5:58.446	1:53.145	66.817
4	7:49.162	1:50.716	68.283

8 2 Brian MATEER

Behind **11.271**

Best Time **1:51.914** Best Speed **67.552** On **2** Gp **a**

Lap	Elapsed Time	Lap Time	Lap Speed
1	3:24.956	3:24.956	36.886
2	5:16.870	1:51.914	67.552
3	7:12.020	1:55.150	65.653
4	9:06.363	1:54.343	66.117

9 149 William COWDEN

Behind **11.678**

Best Time **1:52.321** Best Speed **67.307** On **4** Gp **a**

Lap	Elapsed Time	Lap Time	Lap Speed
1	2:22.206	2:22.206	53.162
2	4:19.903	1:57.697	64.233
3	6:13.266	1:53.363	66.688
4	8:05.587	1:52.321	67.307

10 36 Phil HARVEY

Behind **12.015**

Best Time **1:52.658** Best Speed **67.106** On **4** Gp **a**

Lap	Elapsed Time	Lap Time	Lap Speed
1	2:27.788	2:27.788	51.154
2	4:25.592	1:57.804	64.174
3	6:20.419	1:54.827	65.838
4	8:13.077	1:52.658	67.106





JUNIOR 250cc/400cc

Group A Qualifying

Friday, 25 April 2008

DETAILED RESULT

Qualifying Classification

Position

11 119 Adrian MULLEN

Behind 12.292

Best Time 1:52.935 Best Speed 66.941 On 4 Gp a

Lap	Elapsed Time	Lap Time	Lap Speed
1	2:53.850	2:53.850	43.486
2	4:49.776	1:55.926	65.214
3	6:42.838	1:53.062	66.866
4	8:35.773	1:52.935	66.941

12 17 Dave HEDISON

Behind 13.978

Best Time 1:54.621 Best Speed 65.957 On 4 Gp a

Lap	Elapsed Time	Lap Time	Lap Speed
1	2:32.065	2:32.065	49.716
2	4:27.511	1:55.446	65.485
3	6:22.356	1:54.845	65.828
4	8:16.977	1:54.621	65.957

13 19 Paul HEDISON

Behind 16.224

Best Time 1:56.867 Best Speed 64.689 On 4 Gp a

Lap	Elapsed Time	Lap Time	Lap Speed
1	2:44.069	2:44.069	46.078
2	5:01.861	2:17.792	54.865
3	7:00.125	1:58.264	63.925
4	8:56.992	1:56.867	64.689

14 73 Derek COSTELLO

Behind 18.954

Best Time 1:59.597 Best Speed 63.212 On 3 Gp a

Lap	Elapsed Time	Lap Time	Lap Speed
1	3:06.063	3:06.063	40.631
2	5:05.766	1:59.703	63.156
3	7:05.363	1:59.597	63.212
4	9:06.053	2:00.690	62.640

15 66 Ed MANLY jnr

Behind 19.677

Best Time 2:00.320 Best Speed 62.832 On 2 Gp a

Lap	Elapsed Time	Lap Time	Lap Speed
1	2:25.184	2:25.184	52.072
2	4:25.504	2:00.320	62.832
3	6:28.872	2:03.368	61.280
4	8:37.320	2:08.448	58.857

Qualifying Classification

Position

16 5 Jeff SHAW

Behind 20.058

Best Time 2:00.701 Best Speed 62.634 On 4 Gp a

Lap	Elapsed Time	Lap Time	Lap Speed
1	3:07.695	3:07.695	40.278
2	5:14.255	2:06.560	59.735
3	7:16.653	2:02.398	61.766
4	9:17.354	2:00.701	62.634

17 44 Robert DUNLOP

Behind 20.151

Best Time 2:00.794 Best Speed 62.586 On 4 Gp a

Lap	Elapsed Time	Lap Time	Lap Speed
1	2:53.545	2:53.545	43.562
2	4:59.865	2:06.320	59.848
3	7:05.133	2:05.268	60.351
4	9:05.927	2:00.794	62.586

18 115 Timmy TURTLE

Behind 20.277

Best Time 2:00.920 Best Speed 62.521 On 4 Gp a

Lap	Elapsed Time	Lap Time	Lap Speed
1	2:44.870	2:44.870	45.854
2	4:51.120	2:06.250	59.881
3	6:52.426	2:01.306	62.322
4	8:53.346	2:00.920	62.521

19 25 Mark WADDELL

Behind 21.483

Best Time 2:02.126 Best Speed 61.903 On 4 Gp a

Lap	Elapsed Time	Lap Time	Lap Speed
1	2:38.048	2:38.048	47.834
2	4:42.896	2:04.848	60.554
3	6:48.108	2:05.212	60.378
4	8:50.234	2:02.126	61.903

20 11 Peter WAKEFIELD

Behind 22.256

Best Time 2:02.899 Best Speed 61.514 On 4 Gp a

Lap	Elapsed Time	Lap Time	Lap Speed
1	3:03.295	3:03.295	41.245
2	5:08.925	2:05.630	60.177
3	7:13.277	2:04.352	60.795
4	9:16.176	2:02.899	61.514



THE ROYAL HOTEL & BRAESIDE COOKSTOWN

JUNIOR 250cc/400cc


Group B Qualifying

Friday, 25 April 2008



Pos	Class	No	Name	Machine / Sponsor	----- Best Lap -----			On	Laps
					Time	Behind	Speed		
Qualifying Classification									
1	JUN	9	Andrew COURTNEY	Honda 250 - Team Hardship Racing	1:43.398		73.116	4	5
2	JUN	57	Ian MORRELL	Honda 250 - Hughes & Stewart	1:43.747	0.349	72.870	4	5
3	JUN	3	Michael DUNLOP	TSR Honda 250	1:44.433	1.035	72.391	3	4
4	JUN	6	William DUNLOP	Honda 250 - P J Flynn	1:48.134	4.736	69.913	4	4
5	JUN	65	Michael SWEENEY	Yamaha 250	1:49.552	6.154	69.008	3	4
6	JUN	12	Emlyn HUGHES	Honda 250	1:49.871	6.473	68.808	4	4
7	JUN	80	Phill ARCHER	Honda 250	1:50.991	7.593	68.114	4	4
8	JUN	71	Davy MORGAN	Honda 250 - Ballygowan RRSC	1:51.270	7.872	67.943	2	4
9	JUN	33	Sam DUNLOP	Honda 250 - T.G. Racing	1:53.021	9.623	66.890	3	4
10	JUN	32	Joe PHILLIPS	Kawasaki 400	1:53.282	9.884	66.736	4	4
11	JUN	173	John ELLA	Yamaha 250 - Kennedy Motorcycles	1:53.809	10.411	66.427	3	4
12	JUN	13	Paul MAGUIRE	Honda 250	1:57.584	14.186	64.294	4	4
13	JUN	37	Stephen O BRIEN	Honda 250 - Bedding Direct	1:58.550	15.152	63.771	3	4
14	JUN	26	Ross JOHNSTON	Kawasaki 400	1:59.724	16.326	63.145	4	4
15	JUN	211	Tim STEPHENSON	Suzuki 650	2:00.486	17.088	62.746	4	4
16	JUN	24	Bryan ALLAN	Honda 250	2:01.937	18.539	61.999	4	4
17	JUN	113	Carolynn SELLS	Honda 400 - Martin Bullock Race Team	2:02.815	19.417	61.556	4	4
18	JUN	35	Colin McWHIRTER	Suzuki 650 - Chaos Racing	2:04.108	20.710	60.915	4	4
19	JUN	8	Trevor REID	Yamaha 250 - AWT	2:06.763	23.365	59.639	3	4
20	JUN	89	Paul NEWTON	Honda 250 - SMC Motorcycles	3:01.944	1:18.546	41.551	1	1

These Results are provisional and are subject to ratification by the Stewards of the Meeting.

Track	Orritor	Signed		Organising Club	Cookstown & District MCC
Length(miles)	2.1000		Chief Timekeeper	Qualifying Started	19:21:20.500
Weather	Cloudy	Issued At:	19:35:43		
Track	Wet				

MCUI
Ulster Centre
Timing
www.mcui-uc.org.uk



2&4
WHEEL MOTORSPORT
STEERING GROUP LTD.

X[®] nitec
SOLUTIONS





JUNIOR 250cc/400cc

Group B Qualifying

Friday, 25 April 2008

DETAILED RESULT

Qualifying Classification

Position

1 9 Andrew COURTNEY

Behind

Best Time **1:43.398** Best Speed **73.116** On 4 Gp a

Lap	Elapsed Time	Lap Time	Lap Speed
1	1:53.505	1:53.505	66.605
2	3:41.661	1:48.156	69.899
3	5:26.557	1:44.896	72.071
4	7:09.955	1:43.398	73.116
5	9:09.560	1:59.605	63.208

2 57 Ian MORRELL

Behind **0.349**

Best Time **1:43.747** Best Speed **72.870** On 4 Gp a

Lap	Elapsed Time	Lap Time	Lap Speed
1	1:48.570	1:48.570	69.632
2	3:34.052	1:45.482	71.671
3	5:17.847	1:43.795	72.836
4	7:01.594	1:43.747	72.870
5	9:11.395	2:09.801	58.243

3 3 Michael DUNLOP

Behind **1.035**

Best Time **1:44.433** Best Speed **72.391** On 3 Gp a

Lap	Elapsed Time	Lap Time	Lap Speed
1	3:00.294	3:00.294	41.932
2	4:49.442	1:49.148	69.264
3	6:33.875	1:44.433	72.391
4	8:20.112	1:46.237	71.162

4 6 William DUNLOP

Behind **4.736**

Best Time **1:48.134** Best Speed **69.913** On 4 Gp a

Lap	Elapsed Time	Lap Time	Lap Speed
1	2:19.606	2:19.606	54.152
2	4:11.848	1:52.242	67.354
3	6:02.320	1:50.472	68.434
4	7:50.454	1:48.134	69.913

5 65 Michael SWEENEY

Behind **6.154**

Best Time **1:49.552** Best Speed **69.008** On 3 Gp a

Lap	Elapsed Time	Lap Time	Lap Speed
1	2:43.727	2:43.727	46.174
2	4:35.403	1:51.676	67.696
3	6:24.955	1:49.552	69.008
4	8:16.024	1:51.069	68.066

Qualifying Classification

Position

6 12 Emlyn HUGHES

Behind **6.473**

Best Time **1:49.871** Best Speed **68.808** On 4 Gp a

Lap	Elapsed Time	Lap Time	Lap Speed
1	2:29.983	2:29.983	50.406
2	4:22.250	1:52.267	67.339
3	6:15.294	1:53.044	66.877
4	8:05.165	1:49.871	68.808

7 80 Phill ARCHER

Behind **7.593**

Best Time **1:50.991** Best Speed **68.114** On 4 Gp a

Lap	Elapsed Time	Lap Time	Lap Speed
1	2:29.184	2:29.184	50.676
2	4:23.650	1:54.466	66.046
3	6:16.070	1:52.420	67.248
4	8:07.061	1:50.991	68.114

8 71 Davy MORGAN

Behind **7.872**

Best Time **1:51.270** Best Speed **67.943** On 2 Gp a

Lap	Elapsed Time	Lap Time	Lap Speed
1	2:28.657	2:28.657	50.855
2	4:19.927	1:51.270	67.943
3	6:12.376	1:52.449	67.230
4	8:03.695	1:51.319	67.913

9 33 Sam DUNLOP

Behind **9.623**

Best Time **1:53.021** Best Speed **66.890** On 3 Gp a

Lap	Elapsed Time	Lap Time	Lap Speed
1	2:19.352	2:19.352	54.251
2	4:16.274	1:56.922	64.658
3	6:09.295	1:53.021	66.890
4	8:03.235	1:53.940	66.351

10 32 Joe PHILLIPS

Behind **9.884**

Best Time **1:53.282** Best Speed **66.736** On 4 Gp a

Lap	Elapsed Time	Lap Time	Lap Speed
1	2:00.709	2:00.709	62.630
2	4:00.005	1:59.296	63.372
3	5:54.694	1:54.689	65.917
4	7:47.976	1:53.282	66.736



JUNIOR 250cc/400cc

Group B Qualifying

Friday, 25 April 2008

DETAILED RESULT

Qualifying Classification

Position

11 173 John ELLA

Behind 10.411

Best Time 1:53.809 Best Speed 66.427 On 3 Gp a

Lap	Elapsed Time	Lap Time	Lap Speed
1	2:34.964	2:34.964	48.786
2	4:30.975	1:56.011	65.166
3	6:24.784	1:53.809	66.427
4	8:21.768	1:56.984	64.624

12 13 Paul MAGUIRE

Behind 14.186

Best Time 1:57.584 Best Speed 64.294 On 4 Gp a

Lap	Elapsed Time	Lap Time	Lap Speed
1	2:49.471	2:49.471	44.609
2	4:50.246	2:00.775	62.596
3	6:50.748	2:00.502	62.738
4	8:48.332	1:57.584	64.294

13 37 Stephen O BRIEN

Behind 15.152

Best Time 1:58.550 Best Speed 63.771 On 3 Gp a

Lap	Elapsed Time	Lap Time	Lap Speed
1	2:34.557	2:34.557	48.914
2	4:36.890	2:02.333	61.799
3	6:35.440	1:58.550	63.771
4	9:18.622	2:43.182	46.329

14 26 Ross JOHNSTON

Behind 16.326

Best Time 1:59.724 Best Speed 63.145 On 4 Gp a

Lap	Elapsed Time	Lap Time	Lap Speed
1	2:50.094	2:50.094	44.446
2	4:52.808	2:02.714	61.607
3	6:54.304	2:01.496	62.224
4	8:54.028	1:59.724	63.145

15 211 Tim STEPHENSON

Behind 17.088

Best Time 2:00.486 Best Speed 62.746 On 4 Gp a

Lap	Elapsed Time	Lap Time	Lap Speed
1	2:43.466	2:43.466	46.248
2	4:49.057	2:05.591	60.195
3	6:53.132	2:04.075	60.931
4	8:53.618	2:00.486	62.746

Qualifying Classification

Position

16 24 Bryan ALLAN

Behind 18.539

Best Time 2:01.937 Best Speed 61.999 On 4 Gp a

Lap	Elapsed Time	Lap Time	Lap Speed
1	2:52.018	2:52.018	43.949
2	4:56.558	2:04.540	60.703
3	6:59.146	2:02.588	61.670
4	9:01.083	2:01.937	61.999

17 113 Carolynn SELLS

Behind 19.417

Best Time 2:02.815 Best Speed 61.556 On 4 Gp a

Lap	Elapsed Time	Lap Time	Lap Speed
1	2:44.758	2:44.758	45.885
2	4:49.256	2:04.498	60.724
3	6:53.748	2:04.492	60.727
4	8:56.563	2:02.815	61.556

18 35 Colin McWHIRTER

Behind 20.710

Best Time 2:04.108 Best Speed 60.915 On 4 Gp a

Lap	Elapsed Time	Lap Time	Lap Speed
1	2:09.841	2:09.841	58.225
2	4:15.556	2:05.715	60.136
3	6:20.397	2:04.841	60.557
4	8:24.505	2:04.108	60.915

19 8 Trevor REID

Behind 23.365

Best Time 2:06.763 Best Speed 59.639 On 3 Gp a

Lap	Elapsed Time	Lap Time	Lap Speed
1	2:34.167	2:34.167	49.038
2	4:44.915	2:10.748	57.821
3	6:51.678	2:06.763	59.639
4	8:59.531	2:07.853	59.130

20 89 Paul NEWTON

Behind 1:18.546

Best Time 3:01.944 Best Speed 41.551 On 1 Gp a

Lap	Elapsed Time	Lap Time	Lap Speed
1	3:01.944	3:01.944	41.551






JUNIOR 250cc/400cc

Combined JUNIOR 250cc/400cc

Friday, 25 April 2008

Pos	Class	No	Name	-----Best Time / Qual Laps-----		Overall Best Time / Speed / Total Qual Laps
				Session A	Session B	
Qualifying Classification						
1	JUN	7	Adrian McFARLAND	1:40.643	-----	1:40.643 75.117
2	JUN	9	Andrew COURTNEY	-----	1:43.398	1:43.398 73.116
3	JUN	57	Ian MORRELL	-----	1:43.747	1:43.747 72.870
4	JUN	3	Michael DUNLOP	-----	1:44.433	1:44.433 72.391
5	JUN	1	Darren BURNS	1:45.341	-----	1:45.341 71.767
6	JUN	10	Ivan LINTIN	1:46.996	-----	1:46.996 70.657
7	JUN	49	Kevin STROWGER	1:47.123	-----	1:47.123 70.573
8	JUN	6	William DUNLOP	-----	1:48.134	1:48.134 69.913
9	JUN	16	John BURROWS	1:48.430	-----	1:48.430 69.722
10	JUN	65	Michael SWEENEY	-----	1:49.552	1:49.552 69.008
11	JUN	12	Emlyn HUGHES	-----	1:49.871	1:49.871 68.808
12	JUN	91	Des BUTLER	1:50.339	-----	1:50.339 68.516
13	JUN	4	Barry DAVIDSON	1:50.716	-----	1:50.716 68.283
14	JUN	80	Phill ARCHER	-----	1:50.991	1:50.991 68.114
15	JUN	71	Davy MORGAN	-----	1:51.270	1:51.270 67.943
16	JUN	2	Brian MATEER	1:51.914	-----	1:51.914 67.552
17	JUN	149	William COWDEN	1:52.321	-----	1:52.321 67.307
18	JUN	36	Phil HARVEY	1:52.658	-----	1:52.658 67.106
19	JUN	119	Adrian MULLEN	1:52.935	-----	1:52.935 66.941
20	JUN	33	Sam DUNLOP	-----	1:53.021	1:53.021 66.890
21	JUN	32	Joe PHILLIPS	-----	1:53.282	1:53.282 66.736
22	JUN	173	John ELLA	-----	1:53.809	1:53.809 66.427
23	JUN	17	Dave HEDISON	1:54.621	-----	1:54.621 65.957
24	JUN	19	Paul HEDISON	1:56.867	-----	1:56.867 64.689
25	JUN	13	Paul MAGUIRE	-----	1:57.584	1:57.584 64.294
26	JUN	37	Stephen O BRIEN	-----	1:58.550	1:58.550 63.771
27	JUN	73	Derek COSTELLO	1:59.597	-----	1:59.597 63.212
28	JUN	26	Ross JOHNSTON	-----	1:59.724	1:59.724 63.145
29	JUN	66	Ed MANLY jnr	2:00.320	-----	2:00.320 62.832
30	JUN	211	Tim STEPHENSON	-----	2:00.486	2:00.486 62.746
31	JUN	5	Jeff SHAW	2:00.701	-----	2:00.701 62.634
32	JUN	44	Robert DUNLOP	2:00.794	-----	2:00.794 62.586
33	JUN	115	Timmy TURTLE	2:00.920	-----	2:00.920 62.521
34	JUN	24	Bryan ALLAN	-----	2:01.937	2:01.937 61.999
35	JUN	25	Mark WADDELL	2:02.126	-----	2:02.126 61.903
36	JUN	113	Carolynn SELLS	-----	2:02.815	2:02.815 61.556
37	JUN	11	Peter WAKEFIELD	2:02.899	-----	2:02.899 61.514
38	JUN	35	Colin McWHIRTER	-----	2:04.108	2:04.108 60.915
39	JUN	8	Trevor REID	-----	2:06.763	2:06.763 59.639
40	JUN	89	Paul NEWTON	-----	3:01.944	3:01.944 41.551

These Results are provisional and are subject to ratification by the Stewards of the Meeting.

Track	Orritor	Signed  Chief Timekeeper	Organising Club Cookstown & District MCC
Length(miles)	2.1000		
Weather	Cloudy	Issued At:	
Track	Wet		



THE ROYAL HOTEL & BRAESIDE COOKSTOWN 100

JUNIOR 250cc/400cc

Orritor 2.100 Miles

R4: Royal Hotel & Braeside Race A

26/04/2008 12:00

Race (8 Laps)

11	32 31	173 32		
10	36 28	119 29	33 30	C
9	71 25	2 26	149 27	
<hr/>				
8	22	23	24	
7	80 19	20	21	
6	12 16	91 17	4 18	B
5	6 13	16 14	65 15	
<hr/>				
4	10	11	12	
3	49 7	8	9	
2	3 4	1 5	10 6	A
1	7 1	9 2	57 3	



THE ROYAL HOTEL & BRAESIDE COOKSTOWN 100

JUNIOR 250cc/400cc

Orritor 2.100 Miles

R13: Hayes Fuels Race B

26/04/2008 16:30

Race (6 Laps)

10	89 28				
9	11 25	35 26		8 27	C
8					
7	113 19				
6	115 16	24 17		25 18	B
5	211 13	5 14		44 15	
4					
3	66 7				
2	37 4	73 5		26 6	A
1	17 1	19 2		13 3	



THE ROYAL HOTEL & BRAESIDE COOKSTOWN 100




JUNIOR 250cc/400cc

Race 6 - Royal Hotel & Braeside Junior A

Saturday, 26 April 2008

Pos	Class	No	Name	Machine / Sponsor	Gp	Laps	Total Time	Behind	Speed	-----Best Lap-----		
										Time	Speed	On
Race Classification												
1	JUN	3	Michael DUNLOP	TSR Honda 250 - Around A Pound	a	8	12:22.747		81.427	1:30.908	83.161	5
2	JUN	1	Darren BURNS	Honda 250 - S Gas NI	a	8	12:25.137	2.390	81.166	1:31.332	82.775	7
3	JUN	7	Adrian McFARLAND	Aprilia 250 - Team Richardson	a	8	12:43.426	20.679	79.222	1:34.422	80.066	8
4	JUN	57	Ian MORRELL	Honda 250 - Hughes & Stewart	a	8	12:43.543	20.796	79.210	1:33.938	80.479	7
5	JUN	10	Ivan LINTIN	Yamaha 250 - McKinstry Racing	a	8	12:46.137	23.390	78.941	1:34.129	80.315	7
6	JUN	4	Barry DAVIDSON	Honda 250 - Cleaver Browne	b	8	12:46.304	23.557	78.924	1:34.053	80.380	7
7	JUN	71	Davy MORGAN	Honda 250 - Ballygowan RRSC	c	8	12:46.667	23.920	78.887	1:34.011	80.416	4
8	JUN	49	Kevin STROWGER	TSR Honda 250 - Dave Sandland	a	8	12:57.058	34.311	77.832	1:35.248	79.372	4
9	JUN	65	Michael SWEENEY	Yamaha 250 - Streetsweep	b	8	12:59.189	36.442	77.619	1:35.789	78.923	4
10	JUN	16	John BURROWS	Honda 250 - Stewart Smith Racing	b	8	12:59.462	36.715	77.592	1:35.615	79.067	8
11	JUN	12	Emlyn HUGHES	Honda 250	b	8	13:15.136	52.389	76.062	1:38.088	77.074	8
12	JUN	33	Sam DUNLOP	Honda 250 - T.G. Racing	c	8	13:22.661	59.914	75.349	1:38.480	76.767	6
13	JUN	80	Phill ARCHER	Honda 250	b	8	13:24.351	1:01.604	75.191	1:38.781	76.533	3
14	JUN	149	William COWDEN	Honda 250 - AutoTech	c	8	13:32.945	1:10.198	74.396	1:38.957	76.397	8
15	JUN	119	Adrian MULLEN	Suzuki 650	c	8	13:36.080	1:13.333	74.110	1:38.032	77.118	8
16	JUN	36	Phil HARVEY	Honda 250 - Milton House Transport	c	8	13:41.049	1:18.302	73.662	1:41.235	74.678	8
17	JUN	91	Des BUTLER	Suzuki 650	b	8	13:51.950	1:29.203	72.697	1:40.461	75.253	7
18	JUN	2	Brian MATEER	Yamaha 250	c	7	12:02.598	1 Lap	73.236	1:38.408	76.823	3
19	JUN	32	Joe PHILLIPS	Kawasaki 400	c	7	12:04.684	2.086	73.025	1:41.435	74.530	2
Fastest Lap / New Lap Record 83.161 mph (Previously 81.941 mph)												
	JUN	3	Michael DUNLOP	TSR Honda 250 - Around A Pound	a					1:30.908	83.161	5
Not Classified												
DNF	JUN	9	Andrew COURTNEY	Honda 250 - Team Hardship Racing	a	4	6:25.748	4 Laps	78.393	1:33.813	80.586	4
DNF	JUN	173	John ELLA	Yamaha 250 - Kennedy Motorcycles	c	4	6:54.899	29.151	72.885	1:41.466	74.508	2

These Results are provisional and are subject to ratification by the Stewards of the Meeting.

Track	Orritor	Signed		Organising Club	Cookstown & District MCC
Length(miles)	2.1000		Chief Timekeeper	Warmup Started	
Weather	Sunny			Race Started	13:55:23.543
Track	Dry	Issued At:	14:12:26	Gp Time Diff - b	11.529 / c 22.305





JUNIOR 250cc/400cc

Race 6 - Royal Hotel & Braeside Junior A

Saturday, 26 April 2008

DETAILED RESULT

Race Classification

1 3 Michael DUNLOP

Total Time **12:22.747** Avg Speed **81.427** Behind
Best Time **1:30.908** Best Speed **83.161** On 5 Gp a

Lap	Elapsed Time	Lap Time	Lap Speed
1	1:40.110	1:40.110	75.517
2	3:14.450	1:34.340	80.136
3	4:46.455	1:32.005	82.169
4	6:17.902	1:31.447	82.671
5	7:48.810	1:30.908	83.161
6	9:19.917	1:31.107	82.979
7	10:50.904	1:30.987	83.089
8	12:22.747	1:31.843	82.314

2 1 Darren BURNS

Total Time **12:25.137** Avg Speed **81.166** Behind **2.390**
Best Time **1:31.332** Best Speed **82.775** On 7 Gp a

Lap	Elapsed Time	Lap Time	Lap Speed
1	1:39.383	1:39.383	76.069
2	3:12.491	1:33.108	81.196
3	4:45.333	1:32.842	81.429
4	6:17.716	1:32.383	81.833
5	7:49.594	1:31.878	82.283
6	9:20.997	1:31.403	82.711
7	10:52.329	1:31.332	82.775
8	12:25.137	1:32.808	81.458

3 7 Adrian McFARLAND

Total Time **12:43.426** Avg Speed **79.222** Behind **20.679**
Best Time **1:34.422** Best Speed **80.066** On 8 Gp a

Lap	Elapsed Time	Lap Time	Lap Speed
1	1:40.014	1:40.014	75.589
2	3:15.018	1:35.004	79.576
3	4:49.665	1:34.647	79.876
4	6:24.927	1:35.262	79.360
5	7:59.685	1:34.758	79.782
6	9:34.561	1:34.876	79.683
7	11:09.004	1:34.443	80.048
8	12:43.426	1:34.422	80.066

Race Classification

4 57 Ian MORRELL

Total Time **12:43.543** Avg Speed **79.210** Behind **20.796**
Best Time **1:33.938** Best Speed **80.479** On 7 Gp a

Lap	Elapsed Time	Lap Time	Lap Speed
1	1:39.235	1:39.235	76.183
2	3:14.280	1:35.045	79.541
3	4:49.264	1:34.984	79.592
4	6:24.764	1:35.500	79.162
5	8:00.336	1:35.572	79.103
6	9:35.455	1:35.119	79.479
7	11:09.393	1:33.938	80.479
8	12:43.543	1:34.150	80.297

5 10 Ivan LINTIN

Total Time **12:46.137** Avg Speed **78.941** Behind **23.390**
Best Time **1:34.129** Best Speed **80.315** On 7 Gp a

Lap	Elapsed Time	Lap Time	Lap Speed
1	1:41.225	1:41.225	74.685
2	3:16.652	1:35.427	79.223
3	4:52.769	1:36.117	78.654
4	6:27.531	1:34.762	79.779
5	8:02.187	1:34.656	79.868
6	9:36.986	1:34.799	79.748
7	11:11.115	1:34.129	80.315
8	12:46.137	1:35.022	79.561

6 4 Barry DAVIDSON

Total Time **12:46.304** Avg Speed **78.924** Behind **23.557**
Best Time **1:34.053** Best Speed **80.380** On 7 Gp b

Lap	Elapsed Time	Lap Time	Lap Speed
1	1:41.907	1:41.907	74.185
2	3:17.777	1:35.870	78.857
3	4:53.129	1:35.352	79.285
4	6:28.013	1:34.884	79.676
5	8:02.994	1:34.981	79.595
6	9:37.397	1:34.403	80.082
7	11:11.450	1:34.053	80.380
8	12:46.304	1:34.854	79.701





JUNIOR 250cc/400cc

Race 6 - Royal Hotel & Braeside Junior A

Saturday, 26 April 2008

DETAILED RESULT

Race Classification

7 71 Davy MORGAN

Total Time **12:46.667** Avg Speed **78.887** Behind **23.920**
 Best Time **1:34.011** Best Speed **80.416** On **4** Gp **c**

Lap	Elapsed Time	Lap Time	Lap Speed
1	1:42.385	1:42.385	73.839
2	3:17.157	1:34.772	79.770
3	4:52.300	1:35.143	79.459
4	6:26.311	1:34.011	80.416
5	8:00.881	1:34.570	79.941
6	9:36.636	1:35.755	78.951
7	11:11.898	1:35.262	79.360
8	12:46.667	1:34.769	79.773

8 49 Kevin STROWGER

Total Time **12:57.058** Avg Speed **77.832** Behind **34.311**
 Best Time **1:35.248** Best Speed **79.372** On **4** Gp **a**

Lap	Elapsed Time	Lap Time	Lap Speed
1	1:42.176	1:42.176	73.990
2	3:18.273	1:36.097	78.671
3	4:54.108	1:35.835	78.886
4	6:29.356	1:35.248	79.372
5	8:05.753	1:36.397	78.426
6	9:43.065	1:37.312	77.688
7	11:19.537	1:36.472	78.365
8	12:57.058	1:37.521	77.522

9 65 Michael SWEENEY

Total Time **12:59.189** Avg Speed **77.619** Behind **36.442**
 Best Time **1:35.789** Best Speed **78.923** On **4** Gp **b**

Lap	Elapsed Time	Lap Time	Lap Speed
1	1:43.748	1:43.748	72.869
2	3:19.841	1:36.093	78.674
3	4:55.984	1:36.143	78.633
4	6:31.773	1:35.789	78.923
5	8:08.168	1:36.395	78.427
6	9:45.035	1:36.867	78.045
7	11:22.338	1:37.303	77.695
8	12:59.189	1:36.851	78.058

Race Classification

10 16 John BURROWS

Total Time **12:59.462** Avg Speed **77.592** Behind **36.715**
 Best Time **1:35.615** Best Speed **79.067** On **8** Gp **b**

Lap	Elapsed Time	Lap Time	Lap Speed
1	1:43.422	1:43.422	73.099
2	3:19.444	1:36.022	78.732
3	4:55.479	1:36.035	78.721
4	6:32.925	1:37.446	77.581
5	8:09.765	1:36.840	78.067
6	9:46.887	1:37.122	77.840
7	11:23.847	1:36.960	77.970
8	12:59.462	1:35.615	79.067

11 12 Emlyn HUGHES

Total Time **13:15.136** Avg Speed **76.062** Behind **52.389**
 Best Time **1:38.088** Best Speed **77.074** On **8** Gp **b**


Lap	Elapsed Time	Lap Time	Lap Speed
1	1:46.111	1:46.111	71.246
2	3:24.399	1:38.288	76.917
3	5:02.997	1:38.598	76.675
4	6:41.205	1:38.208	76.979
5	8:19.930	1:38.725	76.576
6	9:58.471	1:38.541	76.719
7	11:37.048	1:38.577	76.691
8	13:15.136	1:38.088	77.074

12 33 Sam DUNLOP

Total Time **13:22.661** Avg Speed **75.349** Behind **59.914**
 Best Time **1:38.480** Best Speed **76.767** On **6** Gp **c**

Lap	Elapsed Time	Lap Time	Lap Speed
1	1:47.692	1:47.692	70.200
2	3:27.242	1:39.550	75.942
3	5:07.239	1:39.997	75.602
4	6:47.501	1:40.262	75.402
5	8:26.464	1:38.963	76.392
6	10:04.944	1:38.480	76.767
7	11:43.912	1:38.968	76.388
8	13:22.661	1:38.749	76.558





JUNIOR 250cc/400cc

Race 6 - Royal Hotel & Braeside Junior A

Saturday, 26 April 2008

DETAILED RESULT

Race Classification

13 80 Phill ARCHER

Total Time **13:24.351** Avg Speed **75.191** Behind **1:01.604**
 Best Time **1:38.781** Best Speed **76.533** On **3** Gp **b**

Lap	Elapsed Time	Lap Time	Lap Speed
1	1:44.762	1:44.762	72.164
2	3:23.766	1:39.004	76.361
3	5:02.547	1:38.781	76.533
4	6:43.076	1:40.529	75.202
5	8:23.487	1:40.411	75.291
6	10:03.587	1:40.100	75.524
7	11:44.110	1:40.523	75.207
8	13:24.351	1:40.241	75.418

14 149 William COWDEN

Total Time **13:32.945** Avg Speed **74.396** Behind **1:10.198**
 Best Time **1:38.957** Best Speed **76.397** On **8** Gp **c**

Lap	Elapsed Time	Lap Time	Lap Speed
1	1:50.985	1:50.985	68.117
2	3:31.468	1:40.483	75.237
3	5:13.842	1:42.374	73.847
4	6:54.209	1:40.367	75.324
5	8:34.878	1:40.669	75.098
6	10:14.067	1:39.189	76.218
7	11:53.988	1:39.921	75.660
8	13:32.945	1:38.957	76.397

15 119 Adrian MULLEN

Total Time **13:36.080** Avg Speed **74.110** Behind **1:13.333**
 Best Time **1:38.032** Best Speed **77.118** On **8** Gp **c**

Lap	Elapsed Time	Lap Time	Lap Speed
1	1:50.583	1:50.583	68.365
2	3:31.787	1:41.204	74.701
3	5:14.237	1:42.450	73.792
4	6:55.501	1:41.264	74.656
5	8:37.465	1:41.964	74.144
6	10:18.847	1:41.382	74.569
7	11:58.048	1:39.201	76.209
8	13:36.080	1:38.032	77.118

Race Classification

16 36 Phil HARVEY

Total Time **13:41.049** Avg Speed **73.662** Behind **1:18.302**
 Best Time **1:41.235** Best Speed **74.678** On **8** Gp **c**

Lap	Elapsed Time	Lap Time	Lap Speed
1	1:48.388	1:48.388	69.749
2	3:29.757	1:41.369	74.579
3	5:12.248	1:42.491	73.763
4	6:53.904	1:41.656	74.368
5	8:36.443	1:42.539	73.728
6	10:18.457	1:42.014	74.107
7	11:59.814	1:41.357	74.588
8	13:41.049	1:41.235	74.678

17 91 Des BUTLER

Total Time **13:51.950** Avg Speed **72.697** Behind **1:29.203**
 Best Time **1:40.461** Best Speed **75.253** On **7** Gp **b**

Lap	Elapsed Time	Lap Time	Lap Speed
1	1:48.221	1:48.221	69.857
2	3:40.860	1:52.639	67.117
3	5:23.349	1:42.489	73.764
4	7:05.354	1:42.005	74.114
5	8:47.994	1:42.640	73.655
6	10:30.655	1:42.661	73.640
7	12:11.116	1:40.461	75.253
8	13:51.950	1:40.834	74.975

18 2 Brian MATEER

Total Time **12:02.598** Avg Speed **73.236** Behind **1 Lap**
 Best Time **1:38.408** Best Speed **76.823** On **3** Gp **c**

Lap	Elapsed Time	Lap Time	Lap Speed
1	2:09.873	2:09.873	58.211
2	3:48.472	1:38.599	76.674
3	5:26.880	1:38.408	76.823
4	7:05.654	1:38.774	76.538
5	8:44.175	1:38.521	76.735
6	10:23.166	1:38.991	76.371
7	12:02.598	1:39.432	76.032

19 32 Joe PHILLIPS

Total Time **12:04.684** Avg Speed **73.025** Behind **2.086**
 Best Time **1:41.435** Best Speed **74.530** On **2** Gp **c**

Lap	Elapsed Time	Lap Time	Lap Speed
1	1:49.743	1:49.743	68.888
2	3:31.178	1:41.435	74.530
3	5:13.455	1:42.277	73.917
4	6:55.165	1:41.710	74.329
5	8:36.912	1:41.747	74.302
6	10:18.686	1:41.774	74.282
7	12:04.684	1:45.998	71.322



THE ROYAL HOTEL & BRAESIDE COOKSTOWN 100

JUNIOR 250cc/400cc

Race 6 - Royal Hotel & Braeside Junior A

Saturday, 26 April 2008

DETAILED RESULT



Not Classified

DNF 9 Andrew COURTNEY

Total Time **6:25.748** Avg Speed **78.393** Behind **4 Laps**
Best Time **1:33.813** Best Speed **80.586** On **4** Gp **a**

Lap	Elapsed Time	Lap Time	Lap Speed
1	1:41.746	1:41.746	74.303
2	3:16.801	1:35.055	79.533
3	4:51.935	1:35.134	79.467
4	6:25.748	1:33.813	80.586

DNF 173 John ELLA

Total Time **6:54.899** Avg Speed **72.885** Behind **29.151**
Best Time **1:41.466** Best Speed **74.508** On **2** Gp **c**

Lap	Elapsed Time	Lap Time	Lap Speed
1	1:49.402	1:49.402	69.103
2	3:30.868	1:41.466	74.508
3	5:13.169	1:42.301	73.900
4	6:54.899	1:41.730	74.314




THE ROYAL HOTEL & BRAESIDE COOKSTOWN 100

JUNIOR 250cc/400cc

Race 6 - Royal Hotel & Braeside Junior A

LAP CHART



1					3					5																																																																																																								
No	Name	G	Elapsed Time	Lap Time	No	Name	G	Elapsed Time	Lap Time	No	Name	G	Elapsed Time	Lap Time																																																																																																				
57	Ian MORRELL	a	1:39.235	1:39.235	1	Darren BURNS	a	4:45.333	1:32.842	3	Michael DUNLOP	a	7:48.810	1:30.908																																																																																																				
1	Darren BURNS	a	1:39.383	1:39.383	3	Michael DUNLOP	a	4:46.455	1:32.005	1	Darren BURNS	a	7:49.594	1:31.878																																																																																																				
7	Adrian McFARLAND	a	1:40.014	1:40.014	57	Ian MORRELL	a	4:49.264	1:34.984	7	Adrian McFARLAND	a	7:59.685	1:34.758																																																																																																				
3	Michael DUNLOP	a	1:40.110	1:40.110	7	Adrian McFARLAND	a	4:49.665	1:34.647	57	Ian MORRELL	a	8:00.336	1:35.572																																																																																																				
10	Ivan LINTIN	a	1:41.225	1:41.225	9	Andrew COURTNEY	a	4:51.935	1:35.134	71	Davy MORGAN	c	8:00.881	1:34.570																																																																																																				
9	Andrew COURTNEY	a	1:41.746	1:41.746	71	Davy MORGAN	c	4:52.300	1:35.143	10	Ivan LINTIN	a	8:02.187	1:34.656																																																																																																				
4	Barry DAVIDSON	b	1:41.907	1:41.907	10	Ivan LINTIN	a	4:52.769	1:36.117	4	Barry DAVIDSON	b	8:02.994	1:34.981																																																																																																				
49	Kevin STROWGER	a	1:42.176	1:42.176	4	Barry DAVIDSON	b	4:53.129	1:35.352	49	Kevin STROWGER	a	8:05.753	1:36.397																																																																																																				
71	Davy MORGAN	c	1:42.385	1:42.385	49	Kevin STROWGER	a	4:54.108	1:35.835	65	Michael SWEENEY	b	8:08.168	1:36.395																																																																																																				
16	John BURROWS	b	1:43.422	1:43.422	16	John BURROWS	b	4:55.479	1:36.035	16	John BURROWS	b	8:09.765	1:36.840																																																																																																				
65	Michael SWEENEY	b	1:43.748	1:43.748	65	Michael SWEENEY	b	4:55.984	1:36.143	12	Emlyn HUGHES	b	8:19.930	1:38.725																																																																																																				
80	Phill ARCHER	b	1:44.762	1:44.762	80	Phill ARCHER	b	5:02.547	1:38.781	80	Phill ARCHER	b	8:23.487	1:40.411																																																																																																				
12	Emlyn HUGHES	b	1:46.111	1:46.111	12	Emlyn HUGHES	b	5:02.997	1:38.598	33	Sam DUNLOP	c	8:26.464	1:38.963																																																																																																				
33	Sam DUNLOP	c	1:47.692	1:47.692	33	Sam DUNLOP	c	5:07.239	1:39.997	149	William COWDEN	c	8:34.878	1:40.669																																																																																																				
91	Des BUTLER	b	1:48.221	1:48.221	36	Phil HARVEY	c	5:12.248	1:42.491	36	Phil HARVEY	c	8:36.443	1:42.539																																																																																																				
36	Phil HARVEY	c	1:48.388	1:48.388	173	John ELLA	c	5:13.169	1:42.301	32	Joe PHILLIPS	c	8:36.912	1:41.747																																																																																																				
173	John ELLA	c	1:49.402	1:49.402	32	Joe PHILLIPS	c	5:13.455	1:42.277	119	Adrian MULLEN	c	8:37.465	1:41.964																																																																																																				
32	Joe PHILLIPS	c	1:49.743	1:49.743	149	William COWDEN	c	5:13.842	1:42.374	2	Brian MATEER	c	8:44.175	1:38.521																																																																																																				
119	Adrian MULLEN	c	1:50.583	1:50.583	119	Adrian MULLEN	c	5:14.237	1:42.450	91	Des BUTLER	b	8:47.994	1:42.640																																																																																																				
149	William COWDEN	c	1:50.985	1:50.985	91	Des BUTLER	b	5:23.349	1:42.489	<div style="border: 1px solid black; padding: 2px; display: inline-block; margin-bottom: 5px;">6</div> <table border="1"> <thead> <tr> <th>No</th> <th>Name</th> <th>G</th> <th>Elapsed Time</th> <th>Lap Time</th> </tr> </thead> <tbody> <tr> <td>3</td> <td>Michael DUNLOP</td> <td>a</td> <td>9:19.917</td> <td>1:31.107</td> </tr> <tr> <td>1</td> <td>Darren BURNS</td> <td>a</td> <td>9:20.997</td> <td>1:31.403</td> </tr> <tr> <td>7</td> <td>Adrian McFARLAND</td> <td>a</td> <td>9:34.561</td> <td>1:34.876</td> </tr> <tr> <td>57</td> <td>Ian MORRELL</td> <td>a</td> <td>9:35.455</td> <td>1:35.119</td> </tr> <tr> <td>71</td> <td>Davy MORGAN</td> <td>c</td> <td>9:36.636</td> <td>1:35.755</td> </tr> <tr> <td>10</td> <td>Ivan LINTIN</td> <td>a</td> <td>9:36.986</td> <td>1:34.799</td> </tr> <tr> <td>4</td> <td>Barry DAVIDSON</td> <td>b</td> <td>9:37.397</td> <td>1:34.403</td> </tr> <tr> <td>49</td> <td>Kevin STROWGER</td> <td>a</td> <td>9:43.065</td> <td>1:37.312</td> </tr> <tr> <td>65</td> <td>Michael SWEENEY</td> <td>b</td> <td>9:45.035</td> <td>1:36.867</td> </tr> <tr> <td>16</td> <td>John BURROWS</td> <td>b</td> <td>9:46.887</td> <td>1:37.122</td> </tr> <tr> <td>12</td> <td>Emlyn HUGHES</td> <td>b</td> <td>9:58.471</td> <td>1:38.541</td> </tr> <tr> <td>80</td> <td>Phill ARCHER</td> <td>b</td> <td>10:03.587</td> <td>1:40.100</td> </tr> <tr> <td>33</td> <td>Sam DUNLOP</td> <td>c</td> <td>10:04.944</td> <td>1:38.480</td> </tr> <tr> <td>149</td> <td>William COWDEN</td> <td>c</td> <td>10:14.067</td> <td>1:39.189</td> </tr> <tr> <td>36</td> <td>Phil HARVEY</td> <td>c</td> <td>10:18.457</td> <td>1:42.014</td> </tr> <tr> <td>32</td> <td>Joe PHILLIPS</td> <td>c</td> <td>10:18.686</td> <td>1:41.774</td> </tr> <tr> <td>119</td> <td>Adrian MULLEN</td> <td>c</td> <td>10:18.847</td> <td>1:41.382</td> </tr> <tr> <td>2</td> <td>Brian MATEER</td> <td>c</td> <td>10:23.166</td> <td>1:38.991</td> </tr> <tr> <td>91</td> <td>Des BUTLER</td> <td>b</td> <td>10:30.655</td> <td>1:42.661</td> </tr> </tbody> </table>					No	Name	G	Elapsed Time	Lap Time	3	Michael DUNLOP	a	9:19.917	1:31.107	1	Darren BURNS	a	9:20.997	1:31.403	7	Adrian McFARLAND	a	9:34.561	1:34.876	57	Ian MORRELL	a	9:35.455	1:35.119	71	Davy MORGAN	c	9:36.636	1:35.755	10	Ivan LINTIN	a	9:36.986	1:34.799	4	Barry DAVIDSON	b	9:37.397	1:34.403	49	Kevin STROWGER	a	9:43.065	1:37.312	65	Michael SWEENEY	b	9:45.035	1:36.867	16	John BURROWS	b	9:46.887	1:37.122	12	Emlyn HUGHES	b	9:58.471	1:38.541	80	Phill ARCHER	b	10:03.587	1:40.100	33	Sam DUNLOP	c	10:04.944	1:38.480	149	William COWDEN	c	10:14.067	1:39.189	36	Phil HARVEY	c	10:18.457	1:42.014	32	Joe PHILLIPS	c	10:18.686	1:41.774	119	Adrian MULLEN	c	10:18.847	1:41.382	2	Brian MATEER	c	10:23.166	1:38.991	91	Des BUTLER	b	10:30.655	1:42.661
No	Name	G	Elapsed Time	Lap Time																																																																																																														
3	Michael DUNLOP	a	9:19.917	1:31.107																																																																																																														
1	Darren BURNS	a	9:20.997	1:31.403																																																																																																														
7	Adrian McFARLAND	a	9:34.561	1:34.876																																																																																																														
57	Ian MORRELL	a	9:35.455	1:35.119																																																																																																														
71	Davy MORGAN	c	9:36.636	1:35.755																																																																																																														
10	Ivan LINTIN	a	9:36.986	1:34.799																																																																																																														
4	Barry DAVIDSON	b	9:37.397	1:34.403																																																																																																														
49	Kevin STROWGER	a	9:43.065	1:37.312																																																																																																														
65	Michael SWEENEY	b	9:45.035	1:36.867																																																																																																														
16	John BURROWS	b	9:46.887	1:37.122																																																																																																														
12	Emlyn HUGHES	b	9:58.471	1:38.541																																																																																																														
80	Phill ARCHER	b	10:03.587	1:40.100																																																																																																														
33	Sam DUNLOP	c	10:04.944	1:38.480																																																																																																														
149	William COWDEN	c	10:14.067	1:39.189																																																																																																														
36	Phil HARVEY	c	10:18.457	1:42.014																																																																																																														
32	Joe PHILLIPS	c	10:18.686	1:41.774																																																																																																														
119	Adrian MULLEN	c	10:18.847	1:41.382																																																																																																														
2	Brian MATEER	c	10:23.166	1:38.991																																																																																																														
91	Des BUTLER	b	10:30.655	1:42.661																																																																																																														
2	Brian MATEER	c	2:09.873	2:09.873	2	Brian MATEER	c	5:26.880	1:38.408																																																																																																									

2


No	Name	G	Elapsed Time	Lap Time
1	Darren BURNS	a	3:12.491	1:33.108
57	Ian MORRELL	a	3:14.280	1:35.045
3	Michael DUNLOP	a	3:14.450	1:34.340
7	Adrian McFARLAND	a	3:15.018	1:35.004
10	Ivan LINTIN	a	3:16.652	1:35.427
9	Andrew COURTNEY	a	3:16.801	1:35.055
71	Davy MORGAN	c	3:17.157	1:34.772
4	Barry DAVIDSON	b	3:17.777	1:35.870
49	Kevin STROWGER	a	3:18.273	1:36.097
16	John BURROWS	b	3:19.444	1:36.022
65	Michael SWEENEY	b	3:19.841	1:36.093
80	Phill ARCHER	b	3:23.766	1:39.004
12	Emlyn HUGHES	b	3:24.399	1:38.288
33	Sam DUNLOP	c	3:27.242	1:39.550
36	Phil HARVEY	c	3:29.757	1:41.369
173	John ELLA	c	3:30.868	1:41.466
32	Joe PHILLIPS	c	3:31.178	1:41.435
149	William COWDEN	c	3:31.468	1:40.483
119	Adrian MULLEN	c	3:31.787	1:41.204
91	Des BUTLER	b	3:40.860	1:52.639
2	Brian MATEER	c	3:48.472	1:38.599

4

No	Name	G	Elapsed Time	Lap Time
1	Darren BURNS	a	6:17.716	1:32.383
3	Michael DUNLOP	a	6:17.902	1:31.447
57	Ian MORRELL	a	6:24.764	1:35.500
7	Adrian McFARLAND	a	6:24.927	1:35.262
9	Andrew COURTNEY	a	6:25.748	1:33.813
71	Davy MORGAN	c	6:26.311	1:34.011
10	Ivan LINTIN	a	6:27.531	1:34.762
4	Barry DAVIDSON	b	6:28.013	1:34.884
49	Kevin STROWGER	a	6:29.356	1:35.248
65	Michael SWEENEY	b	6:31.773	1:35.789
16	John BURROWS	b	6:32.925	1:37.446
12	Emlyn HUGHES	b	6:41.205	1:38.208
80	Phill ARCHER	b	6:43.076	1:40.529
33	Sam DUNLOP	c	6:47.501	1:40.262
36	Phil HARVEY	c	6:53.904	1:41.656
149	William COWDEN	c	6:54.209	1:40.367
173	John ELLA	c	6:54.899	1:41.730
32	Joe PHILLIPS	c	6:55.165	1:41.710
119	Adrian MULLEN	c	6:55.501	1:41.264
91	Des BUTLER	b	7:05.354	1:42.005
2	Brian MATEER	c	7:05.654	1:38.774

6

No	Name	G	Elapsed Time	Lap Time
3	Michael DUNLOP	a	9:19.917	1:31.107
1	Darren BURNS	a	9:20.997	1:31.403
7	Adrian McFARLAND	a	9:34.561	1:34.876
57	Ian MORRELL	a	9:35.455	1:35.119
71	Davy MORGAN	c	9:36.636	1:35.755
10	Ivan LINTIN	a	9:36.986	1:34.799
4	Barry DAVIDSON	b	9:37.397	1:34.403
49	Kevin STROWGER	a	9:43.065	1:37.312
65	Michael SWEENEY	b	9:45.035	1:36.867
16	John BURROWS	b	9:46.887	1:37.122
12	Emlyn HUGHES	b	9:58.471	1:38.541
80	Phill ARCHER	b	10:03.587	1:40.100
33	Sam DUNLOP	c	10:04.944	1:38.480
149	William COWDEN	c	10:14.067	1:39.189
36	Phil HARVEY	c	10:18.457	1:42.014
32	Joe PHILLIPS	c	10:18.686	1:41.774
119	Adrian MULLEN	c	10:18.847	1:41.382
2	Brian MATEER	c	10:23.166	1:38.991
91	Des BUTLER	b	10:30.655	1:42.661



JUNIOR 250cc/400cc

Race 6 - Royal Hotel & Braeside Junior A

LAP CHART

7

No	Name	G	Elapsed Time	Lap Time
3	Michael DUNLOP	a	10:50.904	1:30.987
1	Darren BURNS	a	10:52.329	1:31.332
7	Adrian McFARLAND	a	11:09.004	1:34.443
57	Ian MORRELL	a	11:09.393	1:33.938
10	Ivan LINTIN	a	11:11.115	1:34.129
4	Barry DAVIDSON	b	11:11.450	1:34.053
71	Davy MORGAN	c	11:11.898	1:35.262
49	Kevin STROWGER	a	11:19.537	1:36.472
65	Michael SWEENEY	b	11:22.338	1:37.303
16	John BURROWS	b	11:23.847	1:36.960
12	Emlyn HUGHES	b	11:37.048	1:38.577
33	Sam DUNLOP	c	11:43.912	1:38.968
80	Phill ARCHER	b	11:44.110	1:40.523
149	William COWDEN	c	11:53.988	1:39.921
119	Adrian MULLEN	c	11:58.048	1:39.201
36	Phil HARVEY	c	11:59.814	1:41.357
2	Brian MATEER	c	12:02.598	1:39.432
32	Joe PHILLIPS	c	12:04.684	1:45.998
91	Des BUTLER	b	12:11.116	1:40.461

8

No	Name	G	Elapsed Time	Lap Time
3	Michael DUNLOP	a	12:22.747	1:31.843
1	Darren BURNS	a	12:25.137	1:32.808
7	Adrian McFARLAND	a	12:43.426	1:34.422
57	Ian MORRELL	a	12:43.543	1:34.150
10	Ivan LINTIN	a	12:46.137	1:35.022
4	Barry DAVIDSON	b	12:46.304	1:34.854
71	Davy MORGAN	c	12:46.667	1:34.769
49	Kevin STROWGER	a	12:57.058	1:37.521
65	Michael SWEENEY	b	12:59.189	1:36.851
16	John BURROWS	b	12:59.462	1:35.615
12	Emlyn HUGHES	b	13:15.136	1:38.088
33	Sam DUNLOP	c	13:22.661	1:38.749
80	Phill ARCHER	b	13:24.351	1:40.241
149	William COWDEN	c	13:32.945	1:38.957
119	Adrian MULLEN	c	13:36.080	1:38.032
36	Phil HARVEY	c	13:41.049	1:41.235
91	Des BUTLER	b	13:51.950	1:40.834



THE ROYAL HOTEL & BRAESIDE COOKSTOWN 100



JUNIOR 250cc/400cc

Race 14 - Hayes Fuels Junior B


Saturday, 26 April 2008

Pos	Class	No	Name	Machine / Sponsor	Gp	Laps	Total Time	Behind	Speed	-----Best Lap-----		
										Time	Speed	On
Race Classification												
1	JUN	44	Robert DUNLOP	TSR Honda 250 - www.bathmart.co.uk	a	6	9:40.864		78.091	1:35.500	79.162	2
2	JUN	19	Paul HEDISON	Honda 250	a	6	10:14.233	33.369	73.848	1:39.639	75.874	6
3	JUN	17	Dave HEDISON	Yamaha 250	a	6	10:20.647	39.783	73.085	1:41.538	74.455	5
4	JUN	13	Paul MAGUIRE	Honda 250	a	6	10:20.808	39.944	73.066	1:41.204	74.701	5
5	JUN	89	Paul NEWTON	Honda 250 - SMC Motorcycles	b	5	8:39.653	1 Lap	72.741	1:40.263	75.402	5
6	JUN	11	Peter WAKEFIELD	TSR Honda 250	b	5	8:40.860	1.207	72.572	1:41.070	74.800	4
7	JUN	26	Ross JOHNSTON	Kawasaki 400	a	5	8:41.866	2.213	72.432	1:42.960	73.427	3
8	JUN	73	Derek COSTELLO	Honda 400	a	5	8:42.145	2.492	72.394	1:41.845	74.230	5
9	JUN	5	Jeff SHAW	Honda 250	b	5	8:44.113	4.460	72.122	1:42.996	73.401	4
10	JUN	211	Tim STEPHENSON	Suzuki 650	b	5	8:53.088	13.435	70.908	1:44.997	72.002	3
11	JUN	115	Timmy TURTLE	Suzuki 650	b	5	8:53.356	13.703	70.872	1:44.256	72.514	4
12	JUN	35	Colin McWHIRTER	Suzuki 650 - Chaos Racing	b	5	8:54.904	15.251	70.667	1:45.274	71.813	5
13	JUN	113	Carolynn SELLS	Honda 400 - Martin Bullock Race Team	b	5	8:56.037	16.384	70.518	1:45.088	71.940	3
14	JUN	25	Mark WADDELL	Honda 250	b	5	8:58.394	18.741	70.209	1:44.837	72.112	3
15	JUN	37	Stephen O BRIEN	Honda 250 - Bedding Direct	a	5	9:06.901	27.248	69.117	1:47.060	70.615	4


Fastest Lap

JUN	44	Robert DUNLOP	TSR Honda 250 - www.bathmart.co.uk	a						1:35.500	79.162	2
-----	----	---------------	------------------------------------	---	--	--	--	--	--	----------	--------	---

These Results are provisional and are subject to ratification by the Stewards of the Meeting.

Track	Orritor	Signed		Organising Club	Cookstown & District MCC
Length(miles)	2.1000		Chief Timekeeper	Warmup Started	
Weather	Cloudy	Issued At:	18:02:44	Race Started	17:47:20.433
Track	Dry			Gp Time Diff - b	11.326





JUNIOR 250cc/400cc

Race 14 - Hayes Fuels Junior B

Saturday, 26 April 2008

DETAILED RESULT

Race Classification

1 44 Robert DUNLOP

Total Time **9:40.864** Avg Speed **78.091** Behind
Best Time **1:35.500** Best Speed **79.162** On 2 Gp a

Lap	Elapsed Time	Lap Time	Lap Speed
1	1:41.082	1:41.082	74.791
2	3:16.582	1:35.500	79.162
3	4:53.162	1:36.580	78.277
4	6:29.438	1:36.276	78.524
5	8:05.023	1:35.585	79.092
6	9:40.864	1:35.841	78.881

2 19 Paul HEDISON

Total Time **10:14.233** Avg Speed **73.848** Behind **33.369**
Best Time **1:39.639** Best Speed **75.874** On 6 Gp a

Lap	Elapsed Time	Lap Time	Lap Speed
1	1:46.513	1:46.513	70.977
2	3:28.694	1:42.181	73.986
3	5:10.927	1:42.233	73.949
4	6:52.587	1:41.660	74.366
5	8:34.594	1:42.007	74.113
6	10:14.233	1:39.639	75.874

3 17 Dave HEDISON

Total Time **10:20.647** Avg Speed **73.085** Behind **39.783**
Best Time **1:41.538** Best Speed **74.455** On 5 Gp a

Lap	Elapsed Time	Lap Time	Lap Speed
1	1:48.090	1:48.090	69.942
2	3:31.613	1:43.523	73.027
3	5:14.423	1:42.810	73.534
4	6:57.074	1:42.651	73.648
5	8:38.612	1:41.538	74.455
6	10:20.647	1:42.035	74.092

4 13 Paul MAGUIRE

Total Time **10:20.808** Avg Speed **73.066** Behind **39.944**
Best Time **1:41.204** Best Speed **74.701** On 5 Gp a

Lap	Elapsed Time	Lap Time	Lap Speed
1	1:48.485	1:48.485	69.687
2	3:32.026	1:43.541	73.015
3	5:14.628	1:42.602	73.683
4	6:57.750	1:43.122	73.311
5	8:38.954	1:41.204	74.701
6	10:20.808	1:41.854	74.224

Race Classification

5 89 Paul NEWTON

Total Time **8:39.653** Avg Speed **72.741** Behind **1 Lap**
Best Time **1:40.263** Best Speed **75.402** On 5 Gp b

Lap	Elapsed Time	Lap Time	Lap Speed
1	1:54.849	1:54.849	65.826
2	3:38.179	1:43.330	73.164
3	5:18.502	1:40.323	75.357
4	6:59.390	1:40.888	74.935
5	8:39.653	1:40.263	75.402

6 11 Peter WAKEFIELD

Total Time **8:40.860** Avg Speed **72.572** Behind **1.207**
Best Time **1:41.070** Best Speed **74.800** On 4 Gp b

Lap	Elapsed Time	Lap Time	Lap Speed
1	1:52.657	1:52.657	67.106
2	3:35.283	1:42.626	73.666
3	5:18.213	1:42.930	73.448
4	6:59.283	1:41.070	74.800
5	8:40.860	1:41.577	74.426

7 26 Ross JOHNSTON

Total Time **8:41.866** Avg Speed **72.432** Behind **2.213**
Best Time **1:42.960** Best Speed **73.427** On 3 Gp a


Lap	Elapsed Time	Lap Time	Lap Speed
1	1:49.295	1:49.295	69.171
2	3:32.897	1:43.602	72.972
3	5:15.857	1:42.960	73.427
4	6:58.893	1:43.036	73.372
5	8:41.866	1:42.973	73.417

8 73 Derek COSTELLO

Total Time **8:42.145** Avg Speed **72.394** Behind **2.492**
Best Time **1:41.845** Best Speed **74.230** On 5 Gp a

Lap	Elapsed Time	Lap Time	Lap Speed
1	1:51.179	1:51.179	67.998
2	3:35.382	1:44.203	72.551
3	5:18.372	1:42.990	73.405
4	7:00.300	1:41.928	74.170
5	8:42.145	1:41.845	74.230





JUNIOR 250cc/400cc

Race 14 - Hayes Fuels Junior B

Saturday, 26 April 2008

DETAILED RESULT

Race Classification

9 **5 Jeff SHAW**
 Total Time **8:44.113** Avg Speed **72.122** Behind **4.460**
 Best Time **1:42.996** Best Speed **73.401** On **4** Gp **b**

Lap	Elapsed Time	Lap Time	Lap Speed
1	1:49.258	1:49.258	69.194
2	3:32.911	1:43.653	72.936
3	5:18.044	1:45.133	71.909
4	7:01.040	1:42.996	73.401
5	8:44.113	1:43.073	73.346

10 **211 Tim STEPHENSON**

Total Time **8:53.088** Avg Speed **70.908** Behind **13.435**
 Best Time **1:44.997** Best Speed **72.002** On **3** Gp **b**

Lap	Elapsed Time	Lap Time	Lap Speed
1	1:51.810	1:51.810	67.615
2	3:37.550	1:45.740	71.496
3	5:22.547	1:44.997	72.002
4	7:07.937	1:45.390	71.734
5	8:53.088	1:45.151	71.897

11 **115 Timmy TURTLE**

Total Time **8:53.356** Avg Speed **70.872** Behind **13.703**
 Best Time **1:44.256** Best Speed **72.514** On **4** Gp **b**

Lap	Elapsed Time	Lap Time	Lap Speed
1	1:53.071	1:53.071	66.861
2	3:39.233	1:46.162	71.212
3	5:24.332	1:45.099	71.932
4	7:08.588	1:44.256	72.514
5	8:53.356	1:44.768	72.159

12 **35 Colin McWHIRTER**

Total Time **8:54.904** Avg Speed **70.667** Behind **15.251**
 Best Time **1:45.274** Best Speed **71.813** On **5** Gp **b**

Lap	Elapsed Time	Lap Time	Lap Speed
1	1:52.303	1:52.303	67.318
2	3:38.757	1:46.454	71.017
3	5:24.058	1:45.301	71.794
4	7:09.630	1:45.572	71.610
5	8:54.904	1:45.274	71.813

Race Classification

13 **113 Carolynn SELLS**
 Total Time **8:56.037** Avg Speed **70.518** Behind **16.384**
 Best Time **1:45.088** Best Speed **71.940** On **3** Gp **b**

Lap	Elapsed Time	Lap Time	Lap Speed
1	1:54.054	1:54.054	66.284
2	3:40.005	1:45.951	71.354
3	5:25.093	1:45.088	71.940
4	7:10.498	1:45.405	71.723
5	8:56.037	1:45.539	71.632

14 **25 Mark WADDELL**

Total Time **8:58.394** Avg Speed **70.209** Behind **18.741**
 Best Time **1:44.837** Best Speed **72.112** On **3** Gp **b**

Lap	Elapsed Time	Lap Time	Lap Speed
1	1:56.117	1:56.117	65.107
2	3:42.289	1:46.172	71.205
3	5:27.126	1:44.837	72.112
4	7:13.153	1:46.027	71.303
5	8:58.394	1:45.241	71.835

15 **37 Stephen O BRIEN**

Total Time **9:06.901** Avg Speed **69.117** Behind **27.248**
 Best Time **1:47.060** Best Speed **70.615** On **4** Gp **a**

Lap	Elapsed Time	Lap Time	Lap Speed
1	1:53.995	1:53.995	66.319
2	3:42.777	1:48.782	69.497
3	5:32.610	1:49.833	68.832
4	7:19.670	1:47.060	70.615
5	9:06.901	1:47.231	70.502




THE ROYAL HOTEL & BRAESIDE COOKSTOWN 100

JUNIOR 250cc/400cc

Race 14 - Hayes Fuels Junior B

LAP CHART



1					3					5				
No	Name	G	Elapsed Time	Lap Time	No	Name	G	Elapsed Time	Lap Time	No	Name	G	Elapsed Time	Lap Time
44	Robert DUNLOP	a	1:41.082	1:41.082	44	Robert DUNLOP	a	4:53.162	1:36.580	44	Robert DUNLOP	a	8:05.023	1:35.585
19	Paul HEDISON	a	1:46.513	1:46.513	19	Paul HEDISON	a	5:10.927	1:42.233	19	Paul HEDISON	a	8:34.594	1:42.007
17	Dave HEDISON	a	1:48.090	1:48.090	17	Dave HEDISON	a	5:14.423	1:42.810	17	Dave HEDISON	a	8:38.612	1:41.538
13	Paul MAGUIRE	a	1:48.485	1:48.485	13	Paul MAGUIRE	a	5:14.628	1:42.602	13	Paul MAGUIRE	a	8:38.954	1:41.204
5	Jeff SHAW	b	1:49.258	1:49.258	26	Ross JOHNSTON	a	5:15.857	1:42.960	89	Paul NEWTON	b	8:39.653	1:40.263
26	Ross JOHNSTON	a	1:49.295	1:49.295	5	Jeff SHAW	b	5:18.044	1:45.133	11	Peter WAKEFIELD	b	8:40.860	1:41.577
73	Derek COSTELLO	a	1:51.179	1:51.179	11	Peter WAKEFIELD	b	5:18.213	1:42.930	26	Ross JOHNSTON	a	8:41.866	1:42.973
211	Tim STEPHENSON	b	1:51.810	1:51.810	73	Derek COSTELLO	a	5:18.372	1:42.990	73	Derek COSTELLO	a	8:42.145	1:41.845
35	Colin McWHIRTER	b	1:52.303	1:52.303	89	Paul NEWTON	b	5:18.502	1:40.323	5	Jeff SHAW	b	8:44.113	1:43.073
11	Peter WAKEFIELD	b	1:52.657	1:52.657	211	Tim STEPHENSON	b	5:22.547	1:44.997	211	Tim STEPHENSON	b	8:53.088	1:45.151
115	Timmy TURTLE	b	1:53.071	1:53.071	35	Colin McWHIRTER	b	5:24.058	1:45.301	115	Timmy TURTLE	b	8:53.356	1:44.768
37	Stephen O BRIEN	a	1:53.995	1:53.995	115	Timmy TURTLE	b	5:24.332	1:45.099	35	Colin McWHIRTER	b	8:54.904	1:45.274
113	Carolynn SELLS	b	1:54.054	1:54.054	113	Carolynn SELLS	b	5:25.093	1:45.088	113	Carolynn SELLS	b	8:56.037	1:45.539
89	Paul NEWTON	b	1:54.849	1:54.849	25	Mark WADDELL	b	5:27.126	1:44.837	25	Mark WADDELL	b	8:58.394	1:45.241
25	Mark WADDELL	b	1:56.117	1:56.117	37	Stephen O BRIEN	a	5:32.610	1:49.833	37	Stephen O BRIEN	a	9:06.901	1:47.231

2					4					6				
No	Name	G	Elapsed Time	Lap Time	No	Name	G	Elapsed Time	Lap Time	No	Name	G	Elapsed Time	Lap Time
44	Robert DUNLOP	a	3:16.582	1:35.500	44	Robert DUNLOP	a	6:29.438	1:36.276	44	Robert DUNLOP	a	9:40.864	1:35.841
19	Paul HEDISON	a	3:28.694	1:42.181	19	Paul HEDISON	a	6:52.587	1:41.660	19	Paul HEDISON	a	10:14.233	1:39.639
17	Dave HEDISON	a	3:31.613	1:43.523	17	Dave HEDISON	a	6:57.074	1:42.651	17	Dave HEDISON	a	10:20.647	1:42.035
13	Paul MAGUIRE	a	3:32.026	1:43.541	13	Paul MAGUIRE	a	6:57.750	1:43.122	13	Paul MAGUIRE	a	10:20.808	1:41.854
26	Ross JOHNSTON	a	3:32.897	1:43.602	26	Ross JOHNSTON	a	6:58.893	1:43.036					
5	Jeff SHAW	b	3:32.911	1:43.653	11	Peter WAKEFIELD	b	6:59.283	1:41.070					
11	Peter WAKEFIELD	b	3:35.283	1:42.626	89	Paul NEWTON	b	6:59.390	1:40.888					
73	Derek COSTELLO	a	3:35.382	1:44.203	73	Derek COSTELLO	a	7:00.300	1:41.928					
211	Tim STEPHENSON	b	3:37.550	1:45.740	5	Jeff SHAW	b	7:01.040	1:42.996					
89	Paul NEWTON	b	3:38.179	1:43.330	211	Tim STEPHENSON	b	7:07.937	1:45.390					
35	Colin McWHIRTER	b	3:38.757	1:46.454	115	Timmy TURTLE	b	7:08.588	1:44.256					
115	Timmy TURTLE	b	3:39.233	1:46.162	35	Colin McWHIRTER	b	7:09.630	1:45.572					
113	Carolynn SELLS	b	3:40.005	1:45.951	113	Carolynn SELLS	b	7:10.498	1:45.405					
25	Mark WADDELL	b	3:42.289	1:46.172	25	Mark WADDELL	b	7:13.153	1:46.027					
37	Stephen O BRIEN	a	3:42.777	1:48.782	37	Stephen O BRIEN	a	7:19.670	1:47.060					