



Royal Hotel
& BRAESIDE

COOKSTOWN 100

Friday 25th & Saturday 26th April 2008

promoted by Cookstown & District MCC
www.cookstown100.com

Hayes Fuels
...for the future


dream overseas properties

Tel: +44 (0) 28 8953 1133

info@dreamoverseasproperties.com



LIGHTWEIGHT 125cc CLASS



Department of
**Agriculture and
Rural Development**
www.dardni.gov.uk

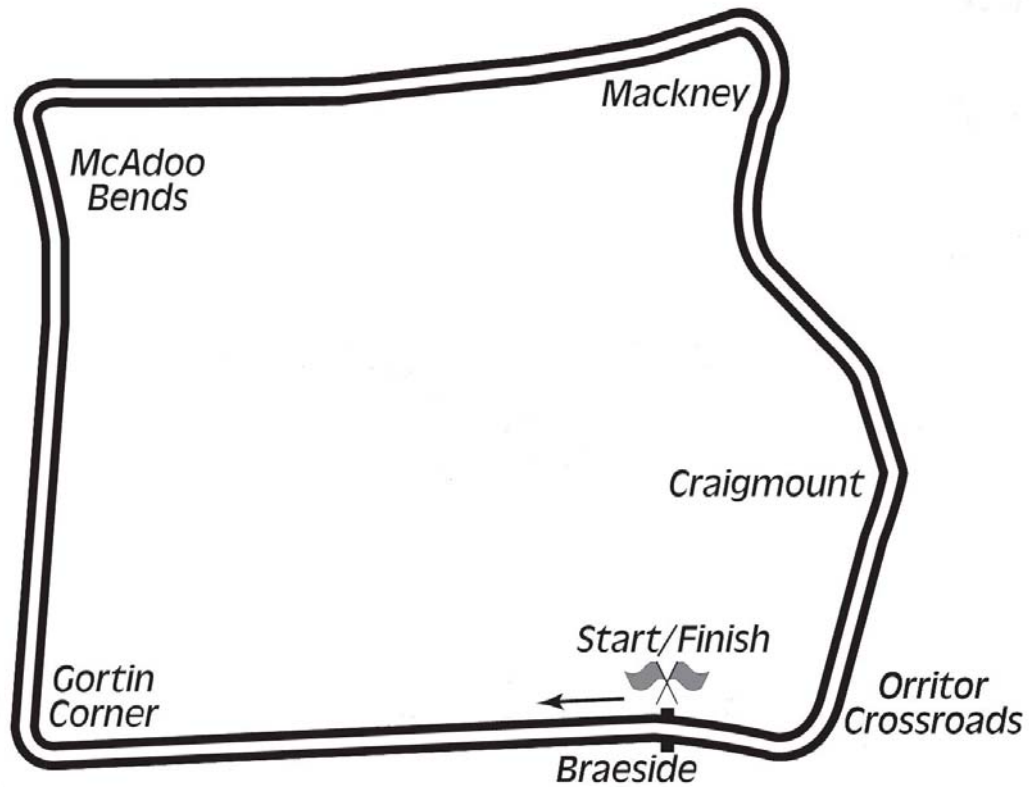


2&4
WHEEL MOTORSPORT
STEERING GROUP LTD.



Orritor Circuit

2.1 miles



LAP RECORDS

Class	Rider	Machine	m	s	mph	Year
125cc	Darran Lindsay	Honda	1	34.778	79.765	2005
250cc	Davy Morgan	Honda	1	32.262	81.941	2006
Supersport 600	Cameron Donald (AUS)	Honda	1	27.250	86.648	2007
Open 1000cc	Cameron Donald (AUS)	Honda	1	25.292	88.637	2007
Senior Support	Gary Robinson	Yamaha 600	1	29.956	84.041	2007
Junior Support	Michael Dunlop	Yamaha 250	1	36.181	78.602	2006
Classic 1000cc	Wattie Brown	Norton 920	1	40.273	75.394	2006
Classic 500cc	Colin Rodgers	Honda	1	42.787	73.550	2004
Classic 350cc	Paul Coward	Honda	1	43.421	73.099	2004
Classic 250cc	Geoff McMullan	Suzuki	1	47.294	70.461	2006

THE ROYAL HOTEL & BRAESIDE COOKSTOWN

LIGHTWEIGHT 125cc


Qualifying

Friday, 25 April 2008



Pos	Class	No	Name	Machine / Sponsor	----- Best Lap -----			Laps
					Time	Behind	Speed	
Qualifying Classification								
1	125R	86	Nigel MOORE	Honda	1:41.018		74.838	4
2	125R	30	Graham WILSON	Honda	1:41.675	0.657	74.355	4
3	125R	6	William DUNLOP	Honda - P J Flynn	1:43.843	2.825	72.802	4
4	125R	3	Michael DUNLOP	Honda - Around a Pound	1:44.011	2.993	72.685	4
5	125R	9	Mark CURTIN	Honda	1:44.334	3.316	72.460	4
6	125R	76	Andrew NEILL	Honda - Wray Brothers	1:45.206	4.188	71.859	4
7	125R	88	Mark YOUNG	Honda	1:45.847	4.829	71.424	4
8	125R	7	Jeff SHAW	Honda - HM Sports Motorhomes	1:45.952	4.934	71.353	4
9	125R	33	Sam DUNLOP	Honda	1:46.607	5.589	70.915	4
10	125R	13	Seamus ELLIOTT	Honda - Logan Waste	1:46.901	5.883	70.720	4
11	125R	54	Adrian COLEMAN	Honda - Browne	1:47.695	6.677	70.198	3
12	125R	4	Robert DUNLOP	Aprilia - Kennedy Equipment Sales	1:47.718	6.700	70.183	3
13	125R	46	Gary JORDAN	Honda	1:47.955	6.937	70.029	4
14	125R	149	William COWDEN	Honda	1:49.459	8.441	69.067	4
15	125R	14	Jack SANDS	Honda	1:50.047	9.029	68.698	4
16	125R	11	Peter WAKEFIELD	Honda	1:50.325	9.307	68.525	4
17	125R	49	Malcolm LOVE	Aprilia - People Direct	1:51.663	10.645	67.704	3
18	125R	17	Ciaran DONNELLY	Honda - Bob Patterson Performance	1:51.886	10.868	67.569	2
19	125R	71	Raymond HODGES	Honda - TT Racing	1:52.523	11.505	67.186	4
20	125R	57	Phelim LUNNY	Honda	1:54.218	13.200	66.189	4
21	125R	50	Mick CHATTERTON	Honda	1:55.167	14.149	65.644	4
22	125R	60	Ronnie SCOTT	Honda	1:59.894	18.876	63.056	3

These Results are provisional and are subject to ratification by the Stewards of the Meeting.

Track	Orritor	Signed		Organising Club	Cookstown & District MCC
Length(miles)	2.1000		Chief Timekeeper	Qualifying Started	16:51:32.000
Weather	Cloudy	Issued At:	17:02:09		
Track	Damp				

MCUI
Ulster Centre
Timing
www.mcui-uc.org.uk



2&4
WHEEL MOTORSPORT
STEERING GROUP LTD.

X³nitec
SOLUTIONS





LIGHTWEIGHT 125cc

Qualifying

Friday, 25 April 2008

DETAILED RESULT

Qualifying Classification

Position

1 **86 Nigel MOORE**

Behind

Best Time **1:41.018** Best Speed **74.838** On **4** Gp **a**

Lap	Elapsed Time	Lap Time	Lap Speed
1	1:53.870	1:53.870	66.391
2	3:38.029	1:44.159	72.581
3	5:19.806	1:41.777	74.280
4	7:00.824	1:41.018	74.838

2 **30 Graham WILSON**

Behind **0.657**

Best Time **1:41.675** Best Speed **74.355** On **4** Gp **a**

Lap	Elapsed Time	Lap Time	Lap Speed
1	2:36.155	2:36.155	48.413
2	4:25.388	1:49.233	69.210
3	6:09.449	1:44.061	72.650
4	7:51.124	1:41.675	74.355

3 **6 William DUNLOP**

Behind **2.825**

Best Time **1:43.843** Best Speed **72.802** On **4** Gp **a**

Lap	Elapsed Time	Lap Time	Lap Speed
1	2:17.616	2:17.616	54.935
2	4:20.955	2:03.339	61.294
3	6:05.789	1:44.834	72.114
4	7:49.632	1:43.843	72.802

4 **3 Michael DUNLOP**

Behind **2.993**

Best Time **1:44.011** Best Speed **72.685** On **4** Gp **a**

Lap	Elapsed Time	Lap Time	Lap Speed
1	2:26.195	2:26.195	51.712
2	4:16.239	1:50.044	68.700
3	6:01.661	1:45.422	71.712
4	7:45.672	1:44.011	72.685

5 **9 Mark CURTIN**

Behind **3.316**

Best Time **1:44.334** Best Speed **72.460** On **4** Gp **a**

Lap	Elapsed Time	Lap Time	Lap Speed
1	2:46.672	2:46.672	45.359
2	4:36.278	1:49.606	68.974
3	6:21.410	1:45.132	71.910
4	8:05.744	1:44.334	72.460

Qualifying Classification

Position

6 **76 Andrew NEILL**

Behind **4.188**

Best Time **1:45.206** Best Speed **71.859** On **4** Gp **a**

Lap	Elapsed Time	Lap Time	Lap Speed
1	2:32.277	2:32.277	49.646
2	4:21.368	1:49.091	69.300
3	6:07.355	1:45.987	71.330
4	7:52.561	1:45.206	71.859

7 **88 Mark YOUNG**

Behind **4.829**

Best Time **1:45.847** Best Speed **71.424** On **4** Gp **a**

Lap	Elapsed Time	Lap Time	Lap Speed
1	1:59.228	1:59.228	63.408
2	3:48.446	1:49.218	69.219
3	5:36.513	1:48.067	69.957
4	7:22.360	1:45.847	71.424

8 **7 Jeff SHAW**

Behind **4.934**

Best Time **1:45.952** Best Speed **71.353** On **4** Gp **a**

Lap	Elapsed Time	Lap Time	Lap Speed
1	2:19.617	2:19.617	54.148
2	4:09.521	1:49.904	68.787
3	5:56.208	1:46.687	70.861
4	7:42.160	1:45.952	71.353

9 **33 Sam DUNLOP**

Behind **5.589**

Best Time **1:46.607** Best Speed **70.915** On **4** Gp **a**

Lap	Elapsed Time	Lap Time	Lap Speed
1	1:59.069	1:59.069	63.493
2	3:48.343	1:49.274	69.184
3	5:37.313	1:48.970	69.377
4	7:23.920	1:46.607	70.915

10 **13 Seamus ELLIOTT**

Behind **5.883**

Best Time **1:46.901** Best Speed **70.720** On **4** Gp **a**

Lap	Elapsed Time	Lap Time	Lap Speed
1	1:54.237	1:54.237	66.178
2	3:45.566	1:51.329	67.907
3	5:34.464	1:48.898	69.423
4	7:21.365	1:46.901	70.720





LIGHTWEIGHT 125cc

Qualifying

Friday, 25 April 2008

DETAILED RESULT

Qualifying Classification

Position

11 54 Adrian COLEMAN

Behind 6.677

Best Time 1:47.695 Best Speed 70.198 On 3 Gp a

Lap	Elapsed Time	Lap Time	Lap Speed
1	1:59.636	1:59.636	63.192
2	3:49.946	1:50.310	68.534
3	5:37.641	1:47.695	70.198
4	7:25.778	1:48.137	69.911

12 4 Robert DUNLOP

Behind 6.700

Best Time 1:47.718 Best Speed 70.183 On 3 Gp a

Lap	Elapsed Time	Lap Time	Lap Speed
1	2:17.216	2:17.216	55.096
2	4:07.682	1:50.466	68.437
3	5:55.400	1:47.718	70.183
4	7:43.953	1:48.553	69.643

13 46 Gary JORDAN

Behind 6.937

Best Time 1:47.955 Best Speed 70.029 On 4 Gp a

Lap	Elapsed Time	Lap Time	Lap Speed
1	2:34.036	2:34.036	49.079
2	4:24.292	1:50.256	68.568
3	6:13.576	1:49.284	69.178
4	8:01.531	1:47.955	70.029

14 149 William COWDEN

Behind 8.441

Best Time 1:49.459 Best Speed 69.067 On 4 Gp a

Lap	Elapsed Time	Lap Time	Lap Speed
1	2:32.940	2:32.940	49.431
2	4:22.620	1:49.680	68.928
3	6:13.238	1:50.618	68.343
4	8:02.697	1:49.459	69.067

15 14 Jack SANDS

Behind 9.029

Best Time 1:50.047 Best Speed 68.698 On 4 Gp a

Lap	Elapsed Time	Lap Time	Lap Speed
1	1:53.601	1:53.601	66.549
2	3:45.192	1:51.591	67.747
3	5:36.035	1:50.843	68.205
4	7:26.082	1:50.047	68.698

Qualifying Classification

Position

16 11 Peter WAKEFIELD

Behind 9.307

Best Time 1:50.325 Best Speed 68.525 On 4 Gp a

Lap	Elapsed Time	Lap Time	Lap Speed
1	2:48.885	2:48.885	44.764
2	4:47.816	1:58.931	63.566
3	6:43.599	1:55.783	65.295
4	8:33.924	1:50.325	68.525

17 49 Malcolm LOVE

Behind 10.645

Best Time 1:51.663 Best Speed 67.704 On 3 Gp a

Lap	Elapsed Time	Lap Time	Lap Speed
1	2:04.748	2:04.748	60.602
2	3:58.204	1:53.456	66.634
3	5:49.867	1:51.663	67.704
4	7:41.544	1:51.677	67.695

18 17 Ciaran DONNELLY

Behind 10.868

Best Time 1:51.886 Best Speed 67.569 On 2 Gp a

Lap	Elapsed Time	Lap Time	Lap Speed
1	2:34.757	2:34.757	48.851
2	4:26.643	1:51.886	67.569
3	6:20.352	1:53.709	66.486
4	8:13.678	1:53.326	66.710

19 71 Raymond HODGES

Behind 11.505

Best Time 1:52.523 Best Speed 67.186 On 4 Gp a

Lap	Elapsed Time	Lap Time	Lap Speed
1	2:48.119	2:48.119	44.968
2	4:47.036	1:58.917	63.574
3	6:43.350	1:56.314	64.996
4	8:35.873	1:52.523	67.186

20 57 Phelim LUNNY

Behind 13.200

Best Time 1:54.218 Best Speed 66.189 On 4 Gp a

Lap	Elapsed Time	Lap Time	Lap Speed
1	2:47.508	2:47.508	45.132
2	4:47.325	1:59.817	63.096
3	6:46.230	1:58.905	63.580
4	8:40.448	1:54.218	66.189





LIGHTWEIGHT 125cc

Qualifying

Friday, 25 April 2008

DETAILED RESULT

Qualifying Classification

Position

21 50 Mick CHATTERTON

Behind 14.149

Best Time 1:55.167 Best Speed 65.644 On 4 Gp a

Lap	Elapsed Time	Lap Time	Lap Speed
1	2:46.631	2:46.631	45.370
2	4:49.922	2:03.291	61.318
3	6:46.664	1:56.742	64.758
4	8:41.831	1:55.167	65.644

22 60 Ronnie SCOTT

Behind 18.876

Best Time 1:59.894 Best Speed 63.056 On 3 Gp a

Lap	Elapsed Time	Lap Time	Lap Speed
1	2:36.094	2:36.094	48.432
2	4:46.190	2:10.096	58.111
3	6:46.084	1:59.894	63.056
4	8:50.674	2:04.590	60.679



THE ROYAL HOTEL & BRAESIDE COOKSTOWN 100

LIGHTWEIGHT 125cc

Orritor 2.100 Miles

R2: Hayes Fuels/Dream Overseas Properties Race

26/04/2008 11:00

Race (8 Laps)

11	50 31	60 32		
10	17 28	71 29	57 30	C
9	14 25	11 26	49 27	
8			24 24	
7	149 19			
6	54 16	4 17	46 18	B
5	7 13	33 14	13 15	
4			12 12	
3	88 7			
2	3 4	9 5	76 6	A
1	86 1	30 2	6 3	



THE ROYAL HOTEL & BRAESIDE COOKSTOWN 100



LIGHTWEIGHT 125cc

Race 4 - Hayes Fuels / Dream Overseas Properties Lightweight

Saturday, 26 April 2008

Pos	Class	No	Name	Machine / Sponsor	Gp	Laps	Total Time	Behind	Speed	-----Best Lap-----		
										Time	Speed	On
Race Classification												
1	125R	4	Robert DUNLOP	Honda - www.bathmart.co.uk	b	8	12:57.083		77.830	1:35.399	79.246	4
2	125R	3	Michael DUNLOP	Honda - Marlow Construction	a	8	13:03.818	6.735	77.161	1:36.559	78.294	8
3	125R	86	Nigel MOORE	Honda	a	8	13:04.541	7.458	77.090	1:36.003	78.748	8
4	125R	9	Mark CURTIN	Honda	a	8	13:10.848	13.765	76.475	1:36.742	78.146	5
5	125R	76	Andrew NEILL	Honda - Wray Brothers	a	8	13:28.943	31.860	74.764	1:39.625	75.885	6
6	125R	88	Mark YOUNG	Honda	a	8	13:39.565	42.482	73.795	1:41.038	74.823	2
7	125R	1	Darren BURNS	Honda - H & T Transport	c	8	13:44.146	47.063	73.385	1:39.992	75.606	8
8	125R	11	Peter WAKEFIELD	Honda	c	8	13:46.073	48.990	73.214	1:40.968	74.875	5
9	125R	33	Sam DUNLOP	Honda	b	8	13:46.692	49.609	73.159	1:41.850	74.227	7
10	125R	7	Jeff SHAW	Honda - HM Sports Motorhomes	b	8	13:46.971	49.888	73.134	1:41.298	74.631	8
11	125R	46	Gary JORDAN	Honda	b	8	13:56.102	59.019	72.336	1:41.564	74.436	8
12	125R	17	Ciaran DONNELLY	Honda - Bob Patterson Performance	c	8	14:09.195	1:12.112	71.220	1:42.678	73.628	8
13	125R	149	William COWDEN	Honda	b	8	14:18.193	1:21.110	70.474	1:45.459	71.687	7
14	125R	14	Jack SANDS	Honda	c	8	14:20.055	1:22.972	70.321	1:45.075	71.949	4
15	125R	71	Raymond HODGES	Honda - TT Racing	c	7	12:57.647	1 Lap	68.051	1:49.024	69.343	3
16	125R	57	Phelim LUNNY	Honda	c	7	13:08.114	10.467	67.148	1:50.490	68.422	5
17	125R	60	Ronnie SCOTT	Honda	c	7	13:29.714	32.067	65.356	1:51.625	67.727	3


Fastest Lap

125R	4	Robert DUNLOP	Honda - www.bathmart.co.uk	b						1:35.399	79.246	4
------	---	---------------	----------------------------	---	--	--	--	--	--	----------	--------	---

Not Classified

DNF	125R	6	William DUNLOP	Honda - P J Flynn	a	6	10:02.779	2 Laps	75.251	1:38.787	76.528	5
DNF	125R	54	Adrian COLEMAN	Honda - Browne	b	6	10:31.922	29.143	71.781	1:42.805	73.537	2
DNF	125R	30	Graham WILSON	Honda	a	1	2:08.927	7 Laps	58.638	2:08.927	58.638	1

These Results are provisional and are subject to ratification by the Stewards of the Meeting.

Track	Orritor	Signed		Organising Club	Cookstown & District MCC
Length(miles)	2.1000		Chief Timekeeper	Warmup Started	
Weather	Sunny	Issued At:	13:20:01	Race Started	13:00:41.025
Track	Dry			Gp Time Diff - b 11.466 / c 22.036	





LIGHTWEIGHT 125cc

Race 4 - Hayes Fuels / Dream Overseas Properties Lightweight

Saturday, 26 April 2008

DETAILED RESULT

Race Classification

1 4 Robert DUNLOP

Total Time **12:57.083** Avg Speed **77.830** Behind
 Best Time **1:35.399** Best Speed **79.246** On **4** Gp **b**

Lap	Elapsed Time	Lap Time	Lap Speed
1	1:44.217	1:44.217	72.541
2	3:21.147	1:36.930	77.994
3	4:58.139	1:36.992	77.945
4	6:33.538	1:35.399	79.246
5	8:09.011	1:35.473	79.185
6	9:44.811	1:35.800	78.914
7	11:20.874	1:36.063	78.698
8	12:57.083	1:36.209	78.579

2 3 Michael DUNLOP

Total Time **13:03.818** Avg Speed **77.161** Behind **6.735**
 Best Time **1:36.559** Best Speed **78.294** On **8** Gp **a**

Lap	Elapsed Time	Lap Time	Lap Speed
1	1:43.707	1:43.707	72.898
2	3:21.579	1:37.872	77.244
3	4:58.687	1:37.108	77.851
4	6:35.394	1:36.707	78.174
5	8:12.966	1:37.572	77.481
6	9:50.325	1:37.359	77.651
7	11:27.259	1:36.934	77.991
8	13:03.818	1:36.559	78.294

3 86 Nigel MOORE

Total Time **13:04.541** Avg Speed **77.090** Behind **7.458**
 Best Time **1:36.003** Best Speed **78.748** On **8** Gp **a**

Lap	Elapsed Time	Lap Time	Lap Speed
1	1:43.351	1:43.351	73.149
2	3:21.285	1:37.934	77.195
3	4:58.563	1:37.278	77.715
4	6:36.154	1:37.591	77.466
5	8:13.556	1:37.402	77.616
6	9:50.806	1:37.250	77.738
7	11:28.538	1:37.732	77.354
8	13:04.541	1:36.003	78.748

Race Classification

4 9 Mark CURTIN

Total Time **13:10.848** Avg Speed **76.475** Behind **13.765**
 Best Time **1:36.742** Best Speed **78.146** On **5** Gp **a**

Lap	Elapsed Time	Lap Time	Lap Speed
1	1:44.531	1:44.531	72.323
2	3:22.121	1:37.590	77.467
3	4:59.759	1:37.638	77.429
4	6:37.290	1:37.531	77.514
5	8:14.032	1:36.742	78.146
6	9:51.910	1:37.878	77.239
7	11:31.985	1:40.075	75.543
8	13:10.848	1:38.863	76.469

5 76 Andrew NEILL

Total Time **13:28.943** Avg Speed **74.764** Behind **31.860**
 Best Time **1:39.625** Best Speed **75.885** On **6** Gp **a**

Lap	Elapsed Time	Lap Time	Lap Speed
1	1:48.669	1:48.669	69.569
2	3:29.214	1:40.545	75.190
3	5:09.743	1:40.529	75.202
4	6:49.377	1:39.634	75.878
5	8:29.288	1:39.911	75.667
6	10:08.913	1:39.625	75.885
7	11:49.287	1:40.374	75.318
8	13:28.943	1:39.656	75.861

6 88 Mark YOUNG

Total Time **13:39.565** Avg Speed **73.795** Behind **42.482**
 Best Time **1:41.038** Best Speed **74.823** On **2** Gp **a**

Lap	Elapsed Time	Lap Time	Lap Speed
1	1:47.160	1:47.160	70.549
2	3:28.198	1:41.038	74.823
3	5:10.908	1:42.710	73.605
4	6:52.307	1:41.399	74.557
5	8:33.758	1:41.451	74.519
6	10:15.468	1:41.710	74.329
7	11:57.271	1:41.803	74.261
8	13:39.565	1:42.294	73.905





LIGHTWEIGHT 125cc

Race 4 - Hayes Fuels / Dream Overseas Properties Lightweight

Saturday, 26 April 2008

DETAILED RESULT

Race Classification

7	1 Darren BURNS
Total Time	13:44.146 Avg Speed 73.385 Behind 47.063
Best Time	1:39.992 Best Speed 75.606 On 8 Gp c

Lap	Elapsed Time	Lap Time	Lap Speed
1	1:52.869	1:52.869	66.980
2	3:35.613	1:42.744	73.581
3	5:17.847	1:42.234	73.948
4	6:59.145	1:41.298	74.631
5	8:39.803	1:40.658	75.106
6	10:21.580	1:41.777	74.280
7	12:04.154	1:42.574	73.703
8	13:44.146	1:39.992	75.606

Race Classification

10	7 Jeff SHAW
Total Time	13:46.971 Avg Speed 73.134 Behind 49.888
Best Time	1:41.298 Best Speed 74.631 On 8 Gp b

Lap	Elapsed Time	Lap Time	Lap Speed
1	1:49.188	1:49.188	69.238
2	3:33.003	1:43.815	72.822
3	5:16.531	1:43.528	73.024
4	6:58.950	1:42.419	73.814
5	8:41.470	1:42.520	73.742
6	10:23.663	1:42.193	73.978
7	12:05.673	1:42.010	74.110
8	13:46.971	1:41.298	74.631

8 **11 Peter WAKEFIELD**

Total Time	13:46.073 Avg Speed 73.214 Behind 48.990
Best Time	1:40.968 Best Speed 74.875 On 5 Gp c

Lap	Elapsed Time	Lap Time	Lap Speed
1	1:53.293	1:53.293	66.730
2	3:35.944	1:42.651	73.648
3	5:18.238	1:42.294	73.905
4	6:59.794	1:41.556	74.442
5	8:40.762	1:40.968	74.875
6	10:21.898	1:41.136	74.751
7	12:04.720	1:42.822	73.525
8	13:46.073	1:41.353	74.591

11 **46 Gary JORDAN**

Total Time	13:56.102 Avg Speed 72.336 Behind 59.019
Best Time	1:41.564 Best Speed 74.436 On 8 Gp b

Lap	Elapsed Time	Lap Time	Lap Speed
1	1:50.677	1:50.677	68.307
2	3:36.149	1:45.472	71.678
3	5:20.591	1:44.442	72.385
4	7:04.293	1:43.702	72.901
5	8:48.114	1:43.821	72.818
6	10:31.638	1:43.524	73.027
7	12:14.538	1:42.900	73.469
8	13:56.102	1:41.564	74.436

9 **33 Sam DUNLOP**

Total Time	13:46.692 Avg Speed 73.159 Behind 49.609
Best Time	1:41.850 Best Speed 74.227 On 7 Gp b

Lap	Elapsed Time	Lap Time	Lap Speed
1	1:48.604	1:48.604	69.611
2	3:31.874	1:43.270	73.206
3	5:14.601	1:42.727	73.593
4	6:58.521	1:43.920	72.748
5	8:40.953	1:42.432	73.805
6	10:22.803	1:41.850	74.227
7	12:04.653	1:41.850	74.227
8	13:46.692	1:42.039	74.089

12 **17 Ciaran DONNELLY**

Total Time	14:09.195 Avg Speed 71.220 Behind 1:12.112
Best Time	1:42.678 Best Speed 73.628 On 8 Gp c

Lap	Elapsed Time	Lap Time	Lap Speed
1	1:55.357	1:55.357	65.536
2	3:44.011	1:48.654	69.579
3	5:30.480	1:46.469	71.007
4	7:15.247	1:44.767	72.160
5	8:58.888	1:43.641	72.944
6	10:42.765	1:43.877	72.778
7	12:26.517	1:43.752	72.866
8	14:09.195	1:42.678	73.628





LIGHTWEIGHT 125cc

Race 4 - Hayes Fuels / Dream Overseas Properties Lightweight

Saturday, 26 April 2008

DETAILED RESULT

Race Classification

13 149 William COWDEN

Total Time **14:18.193** Avg Speed **70.474** Behind **1:21.110**
 Best Time **1:45.459** Best Speed **71.687** On **7** Gp **b**

Lap	Elapsed Time	Lap Time	Lap Speed
1	1:54.405	1:54.405	66.081
2	3:40.877	1:46.472	71.005
3	5:28.256	1:47.379	70.405
4	7:14.072	1:45.816	71.445
5	9:00.006	1:45.934	71.365
6	10:45.735	1:45.729	71.504
7	12:31.194	1:45.459	71.687
8	14:18.193	1:46.999	70.655

14 14 Jack SANDS

Total Time **14:20.055** Avg Speed **70.321** Behind **1:22.972**
 Best Time **1:45.075** Best Speed **71.949** On **4** Gp **c**

Lap	Elapsed Time	Lap Time	Lap Speed
1	1:59.207	1:59.207	63.419
2	3:45.236	1:46.029	71.301
3	5:30.841	1:45.605	71.588
4	7:15.916	1:45.075	71.949
5	9:01.533	1:45.617	71.579
6	10:47.104	1:45.571	71.611
7	12:33.149	1:46.045	71.290
8	14:20.055	1:46.906	70.716

15 71 Raymond HODGES

Total Time **12:57.647** Avg Speed **68.051** Behind **1 Lap**
 Best Time **1:49.024** Best Speed **69.343** On **3** Gp **c**

Lap	Elapsed Time	Lap Time	Lap Speed
1	1:58.811	1:58.811	63.630
2	3:48.351	1:49.540	69.016
3	5:37.375	1:49.024	69.343
4	7:27.419	1:50.044	68.700
5	9:16.702	1:49.283	69.178
6	11:07.569	1:50.867	68.190
7	12:57.647	1:50.078	68.679

16 57 Phelim LUNNY

Total Time **13:08.114** Avg Speed **67.148** Behind **10.467**
 Best Time **1:50.490** Best Speed **68.422** On **5** Gp **c**

Lap	Elapsed Time	Lap Time	Lap Speed
1	2:03.540	2:03.540	61.195
2	3:54.220	1:50.680	68.305
3	5:45.167	1:50.947	68.141
4	7:35.993	1:50.826	68.215
5	9:26.483	1:50.490	68.422
6	11:17.427	1:50.944	68.142
7	13:08.114	1:50.687	68.301

Race Classification

17 60 Ronnie SCOTT

Total Time **13:29.714** Avg Speed **65.356** Behind **32.067**
 Best Time **1:51.625** Best Speed **67.727** On **3** Gp **c**

Lap	Elapsed Time	Lap Time	Lap Speed
1	2:04.666	2:04.666	60.642
2	3:56.391	1:51.725	67.666
3	5:48.016	1:51.625	67.727
4	7:41.140	1:53.124	66.829
5	9:35.692	1:54.552	65.996
6	11:31.988	1:56.296	65.007
7	13:29.714	1:57.726	64.217

Not Classified

DNF 6 William DUNLOP

Total Time **10:02.779** Avg Speed **75.251** Behind **2 Laps**
 Best Time **1:38.787** Best Speed **76.528** On **5** Gp **a**

Lap	Elapsed Time	Lap Time	Lap Speed
1	1:46.072	1:46.072	71.272
2	3:25.722	1:39.650	75.866
3	5:05.185	1:39.463	76.008
4	6:44.523	1:39.338	76.104
5	8:23.310	1:38.787	76.528
6	10:02.779	1:39.469	76.004

DNF 54 Adrian COLEMAN

Total Time **10:31.922** Avg Speed **71.781** Behind **29.143**
 Best Time **1:42.805** Best Speed **73.537** On **2** Gp **b**

Lap	Elapsed Time	Lap Time	Lap Speed
1	1:53.560	1:53.560	66.573
2	3:36.365	1:42.805	73.537
3	5:20.876	1:44.511	72.337
4	7:04.577	1:43.701	72.902
5	8:48.384	1:43.807	72.827
6	10:31.922	1:43.538	73.017

DNF 30 Graham WILSON

Total Time **2:08.927** Avg Speed **58.638** Behind **7 Laps**
 Best Time **2:08.927** Best Speed **58.638** On **1** Gp **a**

Lap	Elapsed Time	Lap Time	Lap Speed
1	2:08.927	2:08.927	58.638




THE ROYAL HOTEL & BRAESIDE COOKSTOWN 100

LIGHTWEIGHT 125cc

Race 4 - Hayes Fuels / Dream Overseas Properties Lightweig

LAP CHART



1					3					5				
No	Name	G	Elapsed Time	Lap Time	No	Name	G	Elapsed Time	Lap Time	No	Name	G	Elapsed Time	Lap Time
86	Nigel MOORE	a	1:43.351	1:43.351	4	Robert DUNLOP	b	4:58.139	1:36.992	4	Robert DUNLOP	b	8:09.011	1:35.473
3	Michael DUNLOP	a	1:43.707	1:43.707	86	Nigel MOORE	a	4:58.563	1:37.278	3	Michael DUNLOP	a	8:12.966	1:37.572
4	Robert DUNLOP	b	1:44.217	1:44.217	3	Michael DUNLOP	a	4:58.687	1:37.108	86	Nigel MOORE	a	8:13.556	1:37.402
9	Mark CURTIN	a	1:44.531	1:44.531	9	Mark CURTIN	a	4:59.759	1:37.638	9	Mark CURTIN	a	8:14.032	1:36.742
6	William DUNLOP	a	1:46.072	1:46.072	6	William DUNLOP	a	5:05.185	1:39.463	6	William DUNLOP	a	8:23.310	1:38.787
88	Mark YOUNG	a	1:47.160	1:47.160	76	Andrew NEILL	a	5:09.743	1:40.529	76	Andrew NEILL	a	8:29.288	1:39.911
33	Sam DUNLOP	b	1:48.604	1:48.604	88	Mark YOUNG	a	5:10.908	1:42.710	88	Mark YOUNG	a	8:33.758	1:41.451
76	Andrew NEILL	a	1:48.669	1:48.669	33	Sam DUNLOP	b	5:14.601	1:42.727	1	Darren BURNS	c	8:39.803	1:40.658
7	Jeff SHAW	b	1:49.188	1:49.188	7	Jeff SHAW	b	5:16.531	1:43.528	11	Peter WAKEFIELD	c	8:40.762	1:40.968
46	Gary JORDAN	b	1:50.677	1:50.677	1	Darren BURNS	c	5:17.847	1:42.234	33	Sam DUNLOP	b	8:40.953	1:42.432
1	Darren BURNS	c	1:52.869	1:52.869	11	Peter WAKEFIELD	c	5:18.238	1:42.294	7	Jeff SHAW	b	8:41.470	1:42.520
11	Peter WAKEFIELD	c	1:53.293	1:53.293	46	Gary JORDAN	b	5:20.591	1:44.442	46	Gary JORDAN	b	8:48.114	1:43.821
54	Adrian COLEMAN	b	1:53.560	1:53.560	54	Adrian COLEMAN	b	5:20.876	1:44.511	54	Adrian COLEMAN	b	8:48.384	1:43.807
149	William COWDEN	b	1:54.405	1:54.405	149	William COWDEN	b	5:28.256	1:47.379	17	Ciaran DONNELLY	c	8:58.888	1:43.641
17	Ciaran DONNELLY	c	1:55.357	1:55.357	17	Ciaran DONNELLY	c	5:30.480	1:46.469	149	William COWDEN	b	9:00.006	1:45.934
71	Raymond HODGES	c	1:58.811	1:58.811	14	Jack SANDS	c	5:30.841	1:45.605	14	Jack SANDS	c	9:01.533	1:45.617
14	Jack SANDS	c	1:59.207	1:59.207	71	Raymond HODGES	c	5:37.375	1:49.024	71	Raymond HODGES	c	9:16.702	1:49.283
57	Phelim LUNNY	c	2:03.540	2:03.540	57	Phelim LUNNY	c	5:45.167	1:50.947	57	Phelim LUNNY	c	9:26.483	1:50.490
60	Ronnie SCOTT	c	2:04.666	2:04.666	60	Ronnie SCOTT	c	5:48.016	1:51.625	60	Ronnie SCOTT	c	9:35.692	1:54.552
30	Graham WILSON	a	2:08.927	2:08.927										

2					4					6				
No	Name	G	Elapsed Time	Lap Time	No	Name	G	Elapsed Time	Lap Time	No	Name	G	Elapsed Time	Lap Time
4	Robert DUNLOP	b	3:21.147	1:36.930	4	Robert DUNLOP	b	6:33.538	1:35.399	4	Robert DUNLOP	b	9:44.811	1:35.800
86	Nigel MOORE	a	3:21.285	1:37.934	3	Michael DUNLOP	a	6:35.394	1:36.707	3	Michael DUNLOP	a	9:50.325	1:37.359
3	Michael DUNLOP	a	3:21.579	1:37.872	86	Nigel MOORE	a	6:36.154	1:37.591	86	Nigel MOORE	a	9:50.806	1:37.250
9	Mark CURTIN	a	3:22.121	1:37.590	9	Mark CURTIN	a	6:37.290	1:37.531	9	Mark CURTIN	a	9:51.910	1:37.878
6	William DUNLOP	a	3:25.722	1:39.650	6	William DUNLOP	a	6:44.523	1:39.338	6	William DUNLOP	a	10:02.779	1:39.469
88	Mark YOUNG	a	3:28.198	1:41.038	76	Andrew NEILL	a	6:49.377	1:39.634	76	Andrew NEILL	a	10:08.913	1:39.625
76	Andrew NEILL	a	3:29.214	1:40.545	88	Mark YOUNG	a	6:52.307	1:41.399	88	Mark YOUNG	a	10:15.468	1:41.710
33	Sam DUNLOP	b	3:31.874	1:43.270	33	Sam DUNLOP	b	6:58.521	1:43.920	1	Darren BURNS	c	10:21.580	1:41.777
7	Jeff SHAW	b	3:33.003	1:43.815	7	Jeff SHAW	b	6:58.950	1:42.419	11	Peter WAKEFIELD	c	10:21.898	1:41.136
1	Darren BURNS	c	3:35.613	1:42.744	1	Darren BURNS	c	6:59.145	1:41.298	33	Sam DUNLOP	b	10:22.803	1:41.850
11	Peter WAKEFIELD	c	3:35.944	1:42.651	11	Peter WAKEFIELD	c	6:59.794	1:41.556	7	Jeff SHAW	b	10:23.663	1:42.193
46	Gary JORDAN	b	3:36.149	1:45.472	46	Gary JORDAN	b	7:04.293	1:43.702	46	Gary JORDAN	b	10:31.638	1:43.524
54	Adrian COLEMAN	b	3:36.365	1:42.805	54	Adrian COLEMAN	b	7:04.577	1:43.701	54	Adrian COLEMAN	b	10:31.922	1:43.538
149	William COWDEN	b	3:40.877	1:46.472	149	William COWDEN	b	7:14.072	1:45.816	17	Ciaran DONNELLY	c	10:42.765	1:43.877
17	Ciaran DONNELLY	c	3:44.011	1:48.654	17	Ciaran DONNELLY	c	7:15.247	1:44.767	149	William COWDEN	b	10:45.735	1:45.729
14	Jack SANDS	c	3:45.236	1:46.029	14	Jack SANDS	c	7:15.916	1:45.075	14	Jack SANDS	c	10:47.104	1:45.571
71	Raymond HODGES	c	3:48.351	1:49.540	71	Raymond HODGES	c	7:27.419	1:50.044	71	Raymond HODGES	c	11:07.569	1:50.867
57	Phelim LUNNY	c	3:54.220	1:50.680	57	Phelim LUNNY	c	7:35.993	1:50.826	57	Phelim LUNNY	c	11:17.427	1:50.944
60	Ronnie SCOTT	c	3:56.391	1:51.725	60	Ronnie SCOTT	c	7:41.140	1:53.124	60	Ronnie SCOTT	c	11:31.988	1:56.296



LAP CHART



7

No	Name	G	Elapsed Time	Lap Time
4	Robert DUNLOP	b	11:20.874	1:36.063
3	Michael DUNLOP	a	11:27.259	1:36.934
86	Nigel MOORE	a	11:28.538	1:37.732
9	Mark CURTIN	a	11:31.985	1:40.075
76	Andrew NEILL	a	11:49.287	1:40.374
88	Mark YOUNG	a	11:57.271	1:41.803
1	Darren BURNS	c	12:04.154	1:42.574
33	Sam DUNLOP	b	12:04.653	1:41.850
11	Peter WAKEFIELD	c	12:04.720	1:42.822
7	Jeff SHAW	b	12:05.673	1:42.010
46	Gary JORDAN	b	12:14.538	1:42.900
17	Ciaran DONNELLY	c	12:26.517	1:43.752
149	William COWDEN	b	12:31.194	1:45.459
14	Jack SANDS	c	12:33.149	1:46.045
71	Raymond HODGES	c	12:57.647	1:50.078
57	Phelim LUNNY	c	13:08.114	1:50.687
60	Ronnie SCOTT	c	13:29.714	1:57.726

8

No	Name	G	Elapsed Time	Lap Time
4	Robert DUNLOP	b	12:57.083	1:36.209
3	Michael DUNLOP	a	13:03.818	1:36.559
86	Nigel MOORE	a	13:04.541	1:36.003
9	Mark CURTIN	a	13:10.848	1:38.863
76	Andrew NEILL	a	13:28.943	1:39.656
88	Mark YOUNG	a	13:39.565	1:42.294
1	Darren BURNS	c	13:44.146	1:39.992
11	Peter WAKEFIELD	c	13:46.073	1:41.353
33	Sam DUNLOP	b	13:46.692	1:42.039
7	Jeff SHAW	b	13:46.971	1:41.298
46	Gary JORDAN	b	13:56.102	1:41.564
17	Ciaran DONNELLY	c	14:09.195	1:42.678
149	William COWDEN	b	14:18.193	1:46.999
14	Jack SANDS	c	14:20.055	1:46.906