




Royal Hotel
& BRAESIDE

COOKSTOWN 100


Friday 27th & Saturday 28th April 2007

promoted by Cookstown & District MCC
www.cookstown100.co.uk

**ROYAL HOTEL & BRAESIDE
JUNIOR CLASS**



Department of
**Agriculture and
Rural Development**
www.dardni.gov.uk

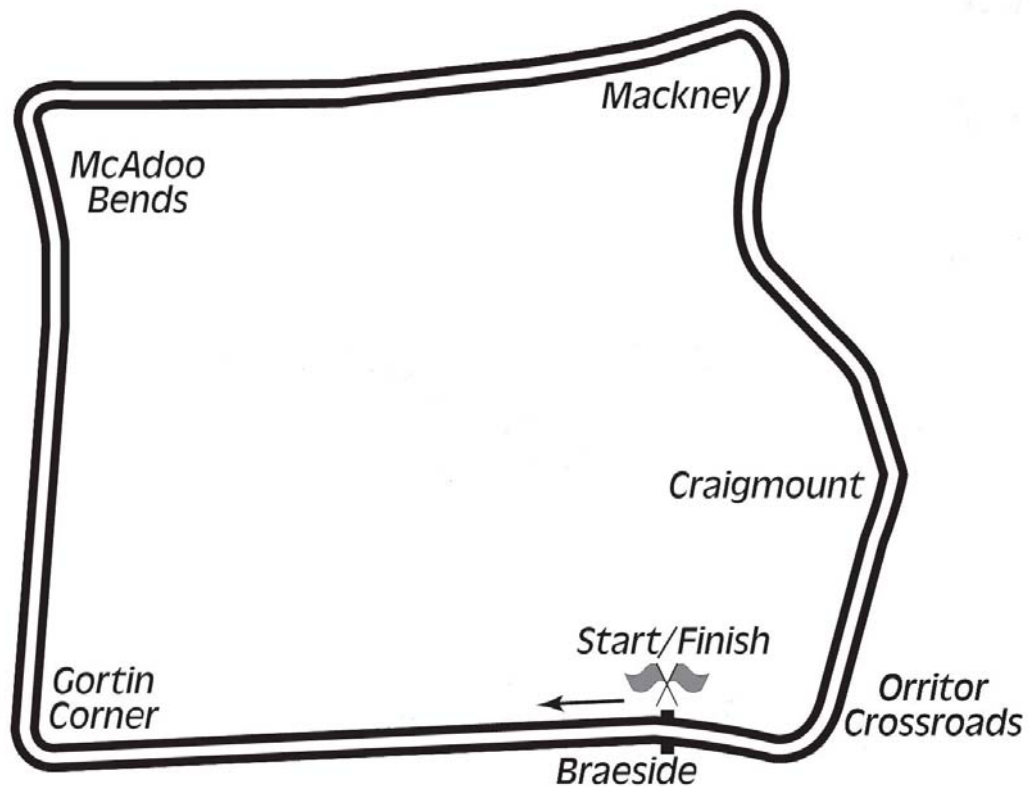


2&4
WHEEL MOTORSPORT
STEERING GROUP LTD.



Orritor Circuit

2.1 miles



LAP RECORDS

Class	Rider	Machine	m	s	mph	Year
125cc	Darran Lindsay	Honda	1	34.778	79.765	2005
250cc	Davy Morgan	Honda	1	32.262	81.941	2006
Supersport 600	Ryan Farquhar	Kawasaki	1	27.636	86.266	2005
Open 1000cc	Martin Finnegan	Honda	1	25.788	88.124	2006
Support 750cc	Wayne Kirwan	Suzuki	1	32.086	82.097	2006
Support 400cc	Michael Dunlop	250 Yamaha	1	36.181	78.602	2006
Classic 1000cc	Wattie Brown	920 Norton	1	40.273	75.394	2006
Classic 500cc	Colin Rodgers	Honda	1	42.787	73.550	2004
Classic 350cc	Paul Coward	Honda	1	43.421	73.099	2004
Classic 250cc	Geoff McMullan	Suzuki	1	47.294	70.461	2006

THE ROYAL HOTEL & BRAESIDE COOKSTOWN 100

Sorted on Best Lap time

JUNIOR 250cc

Orritor 2.100 Miles

Qualifying

27/04/2007 19:10

Practice

Pos	Class	No.	Name	Machine	Team/Sponsor	Best Tm	Diff	Gap	Best Spd	Lap	Laps	2nd Best
1	JUN	1	Darren BURNS	Honda 250	S Gas Northern Ireland	1:35.547	-	-	79.123	4	5	1:41.494
2	JUN	4	Barry DAVIDSON	Honda 250	Cleaver Browne	1:36.171	+0.624	+0.624	78.610	4	4	1:40.526
3	JUN	57	Ian MORRELL	Honda 250		1:37.416	+1.869	+1.245	77.605	4	5	1:38.589
4	JUN	7	Adrian McFARLAND	Aprilia 250	Richardson's	1:37.728	+2.181	+0.312	77.358	2	3	1:37.820
5	JUN	16	John BURROWS	Honda 250	HM Sports Motorhomes	1:38.971	+3.424	+1.243	76.386	4	4	1:40.631
6	JUN	46	Kevin STROWGER	TSR Honda 250		1:39.584	+4.037	+0.613	75.916	4	5	1:39.998
7	JUN	80	Phill ARCHER	Honda 250		1:39.921	+4.374	+0.337	75.660	4	5	1:42.437
8	JUN	9	Andrew COURTNEY	Honda 250	Team Hardship Racing	1:41.291	+5.744	+1.370	74.636	4	5	1:44.065
9	JUN	101	Robert McCURUM	Honda 250	Johnston Racing	1:41.352	+5.805	+0.061	74.592	4	5	1:45.086
10	JUN	71	Davy MORGAN	Honda 250	Ballygowan RRSC	1:41.863	+6.316	+0.511	74.217	4	5	1:42.131
11	JUN	173	John ELLA	Honda 250		1:41.893	+6.346	+0.030	74.195	4	5	1:42.095
12	JUN	89	Paul NEWTON	Honda 250	SMC Motorcycles	1:41.976	+6.429	+0.083	74.135	3	5	1:42.626
13	JUN	25	Mark WADDELL	Honda 250		1:42.083	+6.536	+0.107	74.057	4	5	1:43.094
14	JUN	8	Trevor REID	Yamaha 250	AWT	1:42.105	+6.558	+0.022	74.041	4	5	1:44.371
15	JUN	36	Peter WAKEFIELD	TSR Honda 250		1:42.745	+7.198	+0.640	73.580	4	5	1:44.168
16	JUN	26	Phil HARVEY	Honda 250	the FSD.com	1:43.313	+7.766	+0.568	73.176	4	5	1:43.867
17	JUN	14	Garry FERGUSON	Yamaha 250		1:43.351	+7.804	+0.038	73.149	4	5	1:46.740
18	JUN	37	Stephen O'BRIEN	Honda 250		1:44.061	+8.514	+0.710	72.650	3	5	1:44.151
19	JUN	34	Peter BURGESS	Honda 250		1:44.295	+8.748	+0.234	72.487	4	4	1:45.871
20	JUN	17	Dave HEDISON	Yamaha 250		1:45.027	+9.480	+0.732	71.981	4	5	1:45.324
21	JUN	2	Brian MATEER	Yamaha 250		1:45.690	+10.143	+0.663	71.530	4	5	1:46.680
22	JUN	13	Paul MAGUIRE	Honda 250		1:46.870	+11.323	+1.180	70.740	3	5	1:47.052
23	JUN	5	Maurice WALKER	Yamaha 250		----	-	-	-	1	1	----

THE ROYAL HOTEL & BRAESIDE COOKSTOWN 100

JUNIOR 250cc

Orritor 2.100 Miles

Qualifying

27/04/2007 19:10

Practice

<u>(1) Darren BURNS</u>			<u>(173) John ELLA</u>			<u>(17) Dave HEDISON</u>		
1	--:--		1	--:--		1	--:--	
2	1:41.863	+6.316	2	1:44.725	+2.832	2	1:47.577	+2.550
3	1:41.494	+5.947	3	1:42.095	+0.202	3	1:45.324	+0.297
4	1:35.547	-	4	1:41.893	-	4	1:45.027	-
5	2:08.270	+32.723	5	1:56.867	+14.974	5	1:55.816	+10.789
<u>(4) Barry DAVIDSON</u>			<u>(89) Paul NEWTON</u>			<u>(2) Brian MATEER</u>		
1	--:--		1	--:--		1	--:--	
2	1:40.526	+4.355	2	1:43.431	+1.455	2	1:48.543	+2.853
3	1:40.680	+4.509	3	1:41.976	-	3	1:46.680	+0.990
4	1:36.171	-	4	1:42.626	+0.650	4	1:45.690	-
<u>(57) Ian MORRELL</u>			<u>(25) Mark WADDELL</u>			<u>(13) Paul MAGUIRE</u>		
1	--:--		1	--:--		1	--:--	
2	1:42.056	+4.640	2	1:44.192	+2.109	2	1:48.399	+1.529
3	1:38.589	+1.173	3	1:43.094	+1.011	3	1:46.870	-
4	1:37.416	-	4	1:42.083	-	4	1:47.052	+0.182
5	1:51.194	+13.778	5	1:56.759	+14.676	5	2:05.129	+18.259
<u>(7) Adrian McFARLAND</u>			<u>(8) Trevor REID</u>			<u>(5) Maurice WALKER</u>		
1	--:--		1	--:--		1	--:--	
2	1:37.728	-	2	1:47.462	+5.357			
3	1:37.820	+0.092	3	1:44.371	+2.266			
<u>(16) John BURROWS</u>			<u>(36) Peter WAKEFIELD</u>					
1	--:--		1	--:--				
2	1:41.135	+2.164	2	1:44.653	+1.908			
3	1:40.631	+1.660	3	1:44.168	+1.423			
4	1:38.971	-	4	1:42.745	-			
<u>(46) Kevin STROWGER</u>			<u>(26) Phil HARVEY</u>					
1	--:--		1	--:--				
2	1:42.417	+2.833	2	1:46.027	+2.714			
3	1:39.998	+0.414	3	1:43.867	+0.554			
4	1:39.584	-	4	1:43.313	-			
5	2:00.481	+20.897	5	1:50.694	+7.381			
<u>(80) Phill ARCHER</u>			<u>(14) Garry FERGUSON</u>					
1	--:--		1	--:--				
2	1:47.898	+7.977	2	1:46.740	+3.389			
3	1:42.437	+2.516	3	2:24.164	+40.813			
4	1:39.921	-	4	1:43.351	-			
5	2:03.491	+23.570	5	2:06.842	+23.491			
<u>(9) Andrew COURTNEY</u>			<u>(37) Stephen O'BRIEN</u>					
1	--:--		1	--:--				
2	1:47.306	+6.015	2	1:46.822	+2.761			
3	1:44.065	+2.774	3	1:44.061	-			
4	1:41.291	-	4	1:44.151	+0.090			
5	1:52.869	+11.578	5	2:08.069	+24.008			
<u>(101) Robert McCRUM</u>			<u>(34) Peter BURGESS</u>					
1	--:--		1	--:--				
2	1:48.739	+7.387						
3	1:45.086	+3.734						
4	1:41.352	-						
5	1:57.305	+15.953						
<u>(71) Davy MORGAN</u>								
1	--:--							

THE ROYAL HOTEL & BRAESIDE COOKSTOWN 100

JUNIOR 250cc

Orritor 2.100 Miles

R4: Royal Hotel & Braeside Race

28/04/2007 12:00

Race (10 Laps)

11	13 26		5 27			
10		17 24		2 25		C
9	14 21		37 22		34 23	
<hr/>						
8		19		20		
7	8 16		36 17		26 18	
6		89 14		25 15		B
5	101 11		71 12		173 13	
<hr/>						
4		9		10		
3	46 6		80 7		9 8	
2		7 4		16 5		A
1	1 1		4 2		57 3	



The Royal Hotel & Braeside Cookstown 100

Junior 250cc

Race 4 - Royal Hotel & Braeside Race

Saturday, 28 April 2007



Pos	Class	No	Name	Machine / Sponsor	Gp	Laps	Total Time	Behind	Speed	-----Best Lap-----		
										Time	Speed	On
Race Classification												
1	JUN	4	Barry DAVIDSON	Honda 250 - Cleaver Browne	a	7	11:01.456		80.005	1:32.448	81.776	7
2	JUN	57	Ian MORRELL	Honda 250	a	7	11:02.207	0.751	79.915	1:32.957	81.328	7
3	JUN	71	Davy MORGAN	Honda 250 - Ballygowan RRSC	b	7	11:06.848	5.392	79.358	1:33.145	81.164	7
4	JUN	1	Darren BURNS	Honda 250 - S Gas Northern Ireland	a	7	11:11.378	9.922	78.823	1:34.544	79.963	5
5	JUN	173	John ELLA	Honda 250	b	7	11:24.799	23.343	77.278	1:36.054	78.706	6
6	JUN	9	Andrew COURTNEY	Honda 250 - Team Hardship Racing	a	7	11:24.901	23.445	77.267	1:35.705	78.993	7
7	JUN	80	Phill ARCHER	Honda 250	a	7	11:35.484	34.028	76.091	1:36.854	78.056	7
8	JUN	46	Kevin STROWGER	TSR Honda 250	a	7	11:36.438	34.982	75.987	1:38.186	76.997	7
9	JUN	5	Maurice WALKER	Yamaha 250	c	7	11:45.729	44.273	74.986	1:39.003	76.361	6
10	JUN	101	Robert McCURUM	Honda 250 - Johnston Racing	b	7	11:51.029	49.573	74.427	1:39.084	76.299	7
11	JUN	8	Trevor REID	Yamaha 250 - AWT	b	7	11:52.415	50.959	74.283	1:39.363	76.085	7
12	JUN	36	Peter WAKEFIELD	TSR Honda 250	b	7	11:55.466	54.010	73.966	1:40.418	75.285	5
13	JUN	14	Garry FERGUSON	Yamaha 250	c	7	11:58.218	56.762	73.682	1:39.237	76.181	6
14	JUN	37	Stephen O'BRIEN	Honda 250	c	7	12:03.586	1:02.130	73.136	1:40.339	75.345	7
15	JUN	17	Dave HEDISON	Yamaha 250	c	7	12:04.248	1:02.792	73.069	1:40.504	75.221	7
16	JUN	34	Peter BURGESS	Honda 250	c	7	12:04.428	1:02.972	73.051	1:40.467	75.249	7
17	JUN	13	Paul MAGUIRE	Honda 250	c	7	12:06.323	1:04.867	72.860	1:41.694	74.341	7
18	JUN	2	Brian MATEER	Yamaha 250	c	7	12:06.764	1:05.308	72.816	1:41.588	74.418	7


Fastest Lap

JUN	4	Barry DAVIDSON	Honda 250 - Cleaver Browne	a						1:32.448	81.776	7
-----	---	----------------	----------------------------	---	--	--	--	--	--	----------	--------	---

Not Classified

DNF	JUN	16	John BURROWS	Honda 250 - HM Sports Motorhomes	a	4	6:29.238	3 Laps	77.690	1:35.431	79.220	3
------------	-----	----	--------------	----------------------------------	---	---	----------	--------	--------	----------	--------	---

These Results are provisional and are subject to ratification by the Stewards of the Meeting.

Track	Orritor	Signed		Organising Club	Cookstown & District MCC
Length(miles)	2.1000		Chief Timekeeper	Warmup Started	
Weather	Sunny			Race Started	12:52:56.554
Track	Dry	Issued At:	13:06:25	Gp Time Diff - b 15.17 / c 31.78	

MCUI
Ulster Centre
Timing
www.mcui-uc.org.uk



2&4
WHEEL MOTORSPORT
STEERING GROUP LTD.

x nitec
SOLUTIONS



Junior 250cc

Race 4 - Royal Hotel & Braeside Race

Saturday, 28 April 2007

Junior 250cc

Race Classification

1 4 Barry DAVIDSON

Total Time **11:01.456** Avg Speed **80.005** Behind
Best Time **1:32.448** Best Speed **81.776** On **7** Gp **a**

Lap	Elapsed Time	Lap Time	Lap Speed
1	1:40.043	1:40.043	75.568
2	3:14.585	1:34.542	79.964
3	4:48.344	1:33.759	80.632
4	6:22.540	1:34.196	80.258
5	7:56.195	1:33.655	80.722
6	9:29.008	1:32.813	81.454
7	11:01.456	1:32.448	81.776

2 57 Ian MORRELL

Total Time **11:02.207** Avg Speed **79.915** Behind **0.751**
Best Time **1:32.957** Best Speed **81.328** On **7** Gp **a**

Lap	Elapsed Time	Lap Time	Lap Speed
1	1:39.800	1:39.800	75.752
2	3:14.400	1:34.600	79.915
3	4:48.594	1:34.194	80.260
4	6:22.408	1:33.814	80.585
5	7:56.075	1:33.667	80.711
6	9:29.250	1:33.175	81.138
7	11:02.207	1:32.957	81.328

3 71 Davy MORGAN

Total Time **11:06.848** Avg Speed **79.358** Behind **5.392**
Best Time **1:33.145** Best Speed **81.164** On **7** Gp **b**

Lap	Elapsed Time	Lap Time	Lap Speed
1	1:41.580	1:41.580	74.424
2	3:17.569	1:35.989	78.759
3	4:51.467	1:33.898	80.513
4	6:26.079	1:34.612	79.905
5	7:59.881	1:33.802	80.595
6	9:33.703	1:33.822	80.578
7	11:06.848	1:33.145	81.164

4 1 Darren BURNS

Total Time **11:11.378** Avg Speed **78.823** Behind **9.922**
Best Time **1:34.544** Best Speed **79.963** On **5** Gp **a**

Lap	Elapsed Time	Lap Time	Lap Speed
1	1:41.205	1:41.205	74.700
2	3:16.555	1:35.350	79.287
3	4:51.116	1:34.561	79.948
4	6:26.196	1:35.080	79.512
5	8:00.740	1:34.544	79.963
6	9:35.502	1:34.762	79.779
7	11:11.378	1:35.876	78.852

Junior 250cc

Race Classification

5 173 John ELLA

Total Time **11:24.799** Avg Speed **77.278** Behind **23.343**
Best Time **1:36.054** Best Speed **78.706** On **6** Gp **b**

Lap	Elapsed Time	Lap Time	Lap Speed
1	1:44.054	1:44.054	72.655
2	3:21.404	1:37.350	77.658
3	4:58.188	1:36.784	78.112
4	6:35.025	1:36.837	78.069
5	8:11.554	1:36.529	78.318
6	9:47.608	1:36.054	78.706
7	11:24.799	1:37.191	77.785

6 9 Andrew COURTNEY

Total Time **11:24.901** Avg Speed **77.267** Behind **23.445**
Best Time **1:35.705** Best Speed **78.993** On **7** Gp **a**

Lap	Elapsed Time	Lap Time	Lap Speed
1	1:44.573	1:44.573	72.294
2	3:22.016	1:37.443	77.584
3	4:58.598	1:36.582	78.275
4	6:34.952	1:36.354	78.461
5	8:12.388	1:37.436	77.589
6	9:49.196	1:36.808	78.093
7	11:24.901	1:35.705	78.993

7 80 Phill ARCHER

Total Time **11:35.484** Avg Speed **76.091** Behind **34.028**
Best Time **1:36.854** Best Speed **78.056** On **7** Gp **a**

Lap	Elapsed Time	Lap Time	Lap Speed
1	1:45.479	1:45.479	71.673
2	3:24.459	1:38.980	76.379
3	5:02.922	1:38.463	76.780
4	6:41.769	1:38.847	76.482
5	8:20.247	1:38.478	76.768
6	9:58.630	1:38.383	76.843
7	11:35.484	1:36.854	78.056

8 46 Kevin STROWGER

Total Time **11:36.438** Avg Speed **75.987** Behind **34.982**
Best Time **1:38.186** Best Speed **76.997** On **7** Gp **a**

Lap	Elapsed Time	Lap Time	Lap Speed
1	1:44.324	1:44.324	72.467
2	3:23.894	1:39.570	75.926
3	5:02.477	1:38.583	76.687
4	6:41.034	1:38.557	76.707
5	8:19.789	1:38.755	76.553
6	9:58.252	1:38.463	76.780
7	11:36.438	1:38.186	76.997

Junior 250cc

Race 4 - Royal Hotel & Braeside Race

Saturday, 28 April 2007

Junior 250cc

Race Classification

9 **5 Maurice WALKER**

Total Time **11:45.729** Avg Speed **74.986** Behind **44.273**
 Best Time **1:39.003** Best Speed **76.361** On **6** Gp **c**

Lap	Elapsed Time	Lap Time	Lap Speed
1	1:46.700	1:46.700	70.853
2	3:26.718	1:40.018	75.586
3	5:06.890	1:40.172	75.470
4	6:47.339	1:40.449	75.262
5	8:27.095	1:39.756	75.785
6	10:06.098	1:39.003	76.361
7	11:45.729	1:39.631	75.880

10 **101 Robert McCRUM**

Total Time **11:51.029** Avg Speed **74.427** Behind **49.573**
 Best Time **1:39.084** Best Speed **76.299** On **7** Gp **b**

Lap	Elapsed Time	Lap Time	Lap Speed
1	1:48.624	1:48.624	69.598
2	3:30.243	1:41.619	74.396
3	5:09.532	1:39.289	76.141
4	6:50.200	1:40.668	75.098
5	8:30.296	1:40.096	75.527
6	10:11.945	1:41.649	74.374
7	11:51.029	1:39.084	76.299

11 **8 Trevor REID**

Total Time **11:52.415** Avg Speed **74.283** Behind **50.959**
 Best Time **1:39.363** Best Speed **76.085** On **7** Gp **b**

Lap	Elapsed Time	Lap Time	Lap Speed
1	1:48.177	1:48.177	69.885
2	3:29.877	1:41.700	74.336
3	5:11.712	1:41.835	74.238
4	6:52.651	1:40.939	74.897
5	8:32.875	1:40.224	75.431
6	10:13.052	1:40.177	75.466
7	11:52.415	1:39.363	76.085

12 **36 Peter WAKEFIELD**

Total Time **11:55.466** Avg Speed **73.966** Behind **54.010**
 Best Time **1:40.418** Best Speed **75.285** On **5** Gp **b**

Lap	Elapsed Time	Lap Time	Lap Speed
1	1:49.389	1:49.389	69.111
2	3:30.832	1:41.443	74.525
3	5:12.163	1:41.331	74.607
4	6:53.119	1:40.956	74.884
5	8:33.537	1:40.418	75.285
6	10:14.328	1:40.791	75.007
7	11:55.466	1:41.138	74.749

Junior 250cc

Race Classification

13 **14 Garry FERGUSON**

Total Time **11:58.218** Avg Speed **73.682** Behind **56.762**
 Best Time **1:39.237** Best Speed **76.181** On **6** Gp **c**

Lap	Elapsed Time	Lap Time	Lap Speed
1	1:51.518	1:51.518	67.792
2	3:33.039	1:41.521	74.467
3	5:15.763	1:42.724	73.595
4	6:58.991	1:43.228	73.236
5	8:38.946	1:39.955	75.634
6	10:18.183	1:39.237	76.181
7	11:58.218	1:40.035	75.574

14 **37 Stephen O'BRIEN**

Total Time **12:03.586** Avg Speed **73.136** Behind **1:02.130**
 Best Time **1:40.339** Best Speed **75.345** On **7** Gp **c**

Lap	Elapsed Time	Lap Time	Lap Speed
1	1:48.648	1:48.648	69.583
2	3:31.427	1:42.779	73.556
3	5:15.114	1:43.687	72.912
4	6:58.800	1:43.686	72.912
5	8:40.741	1:41.941	74.161
6	10:23.247	1:42.506	73.752
7	12:03.586	1:40.339	75.345

15 **17 Dave HEDISON**

Total Time **12:04.248** Avg Speed **73.069** Behind **1:02.792**
 Best Time **1:40.504** Best Speed **75.221** On **7** Gp **c**

Lap	Elapsed Time	Lap Time	Lap Speed
1	1:49.383	1:49.383	69.115
2	3:32.215	1:42.832	73.518
3	5:15.560	1:43.345	73.153
4	6:59.433	1:43.873	72.781
5	8:41.682	1:42.249	73.937
6	10:23.744	1:42.062	74.073
7	12:04.248	1:40.504	75.221

16 **34 Peter BURGESS**

Total Time **12:04.428** Avg Speed **73.051** Behind **1:02.972**
 Best Time **1:40.467** Best Speed **75.249** On **7** Gp **c**

Lap	Elapsed Time	Lap Time	Lap Speed
1	1:52.391	1:52.391	67.265
2	3:34.078	1:41.687	74.346
3	5:16.876	1:42.798	73.542
4	7:00.044	1:43.168	73.279
5	8:41.850	1:41.806	74.259
6	10:23.961	1:42.111	74.037
7	12:04.428	1:40.467	75.249

Junior 250cc

Race 4 - Royal Hotel & Braeside Race

Saturday, 28 April 2007

Junior 250cc

Race Classification

17 13 Paul MAGUIRE

Total Time **12:06.323** Avg Speed **72.860** Behind **1:04.867**

Best Time **1:41.694** Best Speed **74.341** On **7** Gp **c**

Lap	Elapsed Time	Lap Time	Lap Speed
1	1:50.393	1:50.393	68.483
2	3:32.630	1:42.237	73.946
3	5:16.476	1:43.846	72.800
4	7:00.471	1:43.995	72.696
5	8:42.715	1:42.244	73.941
6	10:24.629	1:41.914	74.180
7	12:06.323	1:41.694	74.341

18 2 Brian MATEER

Total Time **12:06.764** Avg Speed **72.816** Behind **1:05.308**

Best Time **1:41.588** Best Speed **74.418** On **7** Gp **c**

Lap	Elapsed Time	Lap Time	Lap Speed
1	1:53.307	1:53.307	66.721
2	3:35.749	1:42.442	73.798
3	5:18.279	1:42.530	73.735
4	7:01.213	1:42.934	73.445
5	8:43.279	1:42.066	74.070
6	10:25.176	1:41.897	74.193
7	12:06.764	1:41.588	74.418

Not Classified

DNF 16 John BURROWS

Total Time **6:29.238** Avg Speed **77.690** Behind **3 Laps**

Best Time **1:35.431** Best Speed **79.220** On **3** Gp **a**

Lap	Elapsed Time	Lap Time	Lap Speed
1	1:41.534	1:41.534	74.458
2	3:17.172	1:35.638	79.048
3	4:52.603	1:35.431	79.220
4	6:29.238	1:36.635	78.233