



**Royal Hotel**  
**& BRAESIDE**

**COOKSTOWN 100**

**Friday 27<sup>th</sup> & Saturday 28<sup>th</sup> April 2007**

**promoted by Cookstown & District MCC**  
[www.cookstown100.co.uk](http://www.cookstown100.co.uk)




**Hayes Fuels**  
*...for the future*

**LIGHTWEIGHT 125cc/400cc CLASS**



Department of  
**Agriculture and  
Rural Development**  
[www.dardni.gov.uk](http://www.dardni.gov.uk)

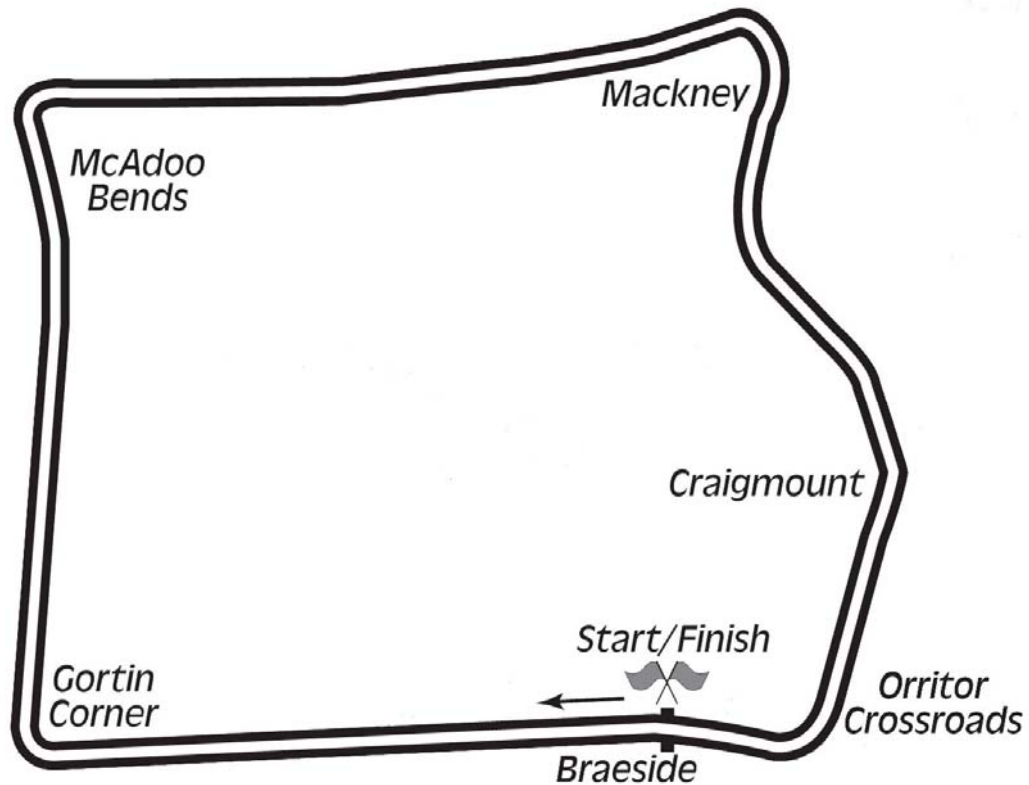


**2&4**  
WHEEL MOTORSPORT  
STEERING GROUP LTD.



# Orritor Circuit

2.1 miles



## LAP RECORDS

Class	Rider	Machine	m	s	mph	Year
125cc	Darran Lindsay	Honda	1	34.778	79.765	2005
250cc	Davy Morgan	Honda	1	32.262	81.941	2006
Supersport 600	Ryan Farquhar	Kawasaki	1	27.636	86.266	2005
Open 1000cc	Martin Finnegan	Honda	1	25.788	88.124	2006
Support 750cc	Wayne Kirwan	Suzuki	1	32.086	82.097	2006
Support 400cc	Michael Dunlop	250 Yamaha	1	36.181	78.602	2006
Classic 1000cc	Wattie Brown	920 Norton	1	40.273	75.394	2006
Classic 500cc	Colin Rodgers	Honda	1	42.787	73.550	2004
Classic 350cc	Paul Coward	Honda	1	43.421	73.099	2004
Classic 250cc	Geoff McMullan	Suzuki	1	47.294	70.461	2006

**THE ROYAL HOTEL & BRAESIDE COOKSTOWN 100**

**Sorted on Best Lap time**

**LIGHTWEIGHT 125cc/400cc**

**Orritor 2.100 Miles**

**Qualifying**

**27/04/2007 18:10**

**Practice**

Pos	Class	No.	Name	Machine	Team/Sponsor	Best Tm	Diff	Gap	Best Spd	Lap	Laps	2nd Best
<b>125R</b>												
1	125R	4	Robert DUNLOP	Aprilia	Kennedy Equipment Sales	1:37.763	-	-	77.330	6	6	1:40.297
2	125R	3	Michael DUNLOP	Honda	Around a Pound	1:40.103	+2.340	+2.340	75.522	6	6	1:43.466
3	125R	86	Nigel MOORE	Honda		1:42.354	+4.591	+2.251	73.861	6	8	1:43.786
4	125R	54	Adrian COLEMAN	Honda	Browne	1:42.801	+5.038	+0.447	73.540	7	7	1:43.148
5	125R	7	Jeff SHAW	Honda	HM Sports Motorhomes	1:43.466	+5.703	+0.665	73.067	7	8	1:44.428
6	125R	36	Peter WAKEFIELD	Honda		1:44.238	+6.475	+0.772	72.526	6	8	1:44.944
7	125R	77	Adrian McFARLAND	Aprilia	Richardson's	1:44.263	+6.500	+0.025	72.509	6	6	1:56.612
8	125R	88	Mark YOUNG	Honda	John D's	1:45.114	+7.351	+0.851	71.922	6	8	1:48.005
9	125R	27	Elle FORREST	Honda		1:47.398	+9.635	+2.284	70.392	6	8	1:48.393
10	125R	14	Jack SANDS	Honda		1:48.390	+10.627	+0.992	69.748	8	8	1:49.075
11	125R	46	Gary JORDAN	Honda		1:50.428	+12.665	+2.038	68.461	7	8	1:51.413
12	125R	60	Ronnie SCOTT	Honda		1:50.527	+12.764	+0.099	68.400	7	8	1:51.120
13	125R	71	Raymond HODGES	Honda	TT Racing	1:50.884	+13.121	+0.357	68.179	7	8	1:53.986
14	125R	50	Mick CHATTERTON	Honda		1:52.147	+14.384	+1.263	67.412	6	8	1:52.947
15	125R	57	Phelim LUNNY	Honda		1:55.850	+18.087	+3.703	65.257	6	7	2:00.105
16	125R	6	William DUNLOP	Honda	P J Flynn	1:56.958	+19.195	+1.108	64.639	2	3	2:36.870
17	125R	35	Gordon YULE	Yamaha		2:00.895	+23.132	+3.937	62.534	5	7	2:02.738
18	125R	33	Sam DUNLOP	Honda		2:01.612	+23.849	+0.717	62.165	2	3	2:25.940
19	125R	49	Malcolm LOVE	Aprilia	People Direct	2:02.161	+24.398	+0.549	61.886	2	4	0:28.203
20	125R	51	Ewan HAMILTON	Yamaha		2:11.312	+33.549	+9.151	57.573	3	4	2:11.874
<b>400</b>												
1	400	32	Joe PHILLIPS	Kawasaki 400		1:42.433	-	-	73.804	7	8	1:42.997
2	400	67	Herbie RONAN	Honda 400		1:42.792	+0.359	+0.359	73.547	7	8	1:43.251
3	400	91	Des BUTLER	Honda 400		1:42.819	+0.386	+0.027	73.527	6	7	1:43.968
4	400	16	Baylon McCAUGHEY	Suzuki 650	Cookstown Tyre Care	1:43.715	+1.282	+0.896	72.892	7	8	1:45.411
5	400	56	Dave JONES	Kawasaki 400		1:45.805	+3.372	+2.090	71.452	6	8	1:46.831
6	400	48	Gareth COSTELLO	Honda 400		1:46.165	+3.732	+0.360	71.210	6	8	1:46.458
7	400	127	Trevor RUFUS	Honda 400		1:50.611	+8.178	+4.446	68.348	3	8	1:51.709
8	400	43	Keith COSTELLO	Honda 400		1:55.652	+13.219	+5.041	65.369	2	3	2:17.834
9	400	211	Tim STEPHENSON	Suzuki 650	KSS	----	-	-	-	0	0	----

### THE ROYAL HOTEL & BRAESIDE COOKSTOWN 100

#### LIGHTWEIGHT 125cc/400cc

#### Orritor 2.100 Miles

#### Qualifying

#### 27/04/2007 18:10

#### Practice

<b>(4) Robert DUNLOP</b>			6	<b>1:42.819</b>	-
1	--:--		7	<b>2:11.119</b>	+28.300
2	<b>1:58.719</b>	+20.956	<b>(7) Jeff SHAW</b>		
3	<b>2:45.896</b>	+1:08.133	1	--:--	
4	<b>3:30.480</b>	+33:52.717	2	<b>2:00.272</b>	+16.806
5	<b>1:40.297</b>	+2.534	3	<b>1:56.728</b>	+13.262
6	<b>1:37.763</b>	-	4	<b>5:57.066</b>	+4:13.600
<b>(3) Michael DUNLOP</b>			5	<b>31:25.861</b>	+29:42.395
1	--:--		6	<b>1:44.428</b>	+0.962
2	<b>1:53.294</b>	+13.191	7	<b>1:43.466</b>	-
3	<b>2:20.743</b>	+40.640	8	<b>2:05.873</b>	+22.407
4	<b>3:54.325</b>	+34:14.222	<b>(16) Baylon McCAUGHEY</b>		
5	<b>1:43.466</b>	+3.363	1	--:--	
6	<b>1:40.103</b>	-	2	<b>1:58.860</b>	+15.145
<b>(86) Nigel MOORE</b>			3	<b>1:54.452</b>	+10.737
1	--:--		4	<b>5:23.805</b>	+3:40.090
2	<b>2:04.926</b>	+22.572	5	<b>31:54.728</b>	+30:11.013
3	<b>1:52.654</b>	+10.300	6	<b>1:45.411</b>	+1.696
4	<b>2:19.686</b>	+37.332	7	<b>1:43.715</b>	-
5	<b>3:50.922</b>	+33:23.568	8	<b>2:18.557</b>	+34.842
6	<b>1:42.354</b>	-	<b>(36) Peter WAKEFIELD</b>		
7	<b>1:43.786</b>	+1.432	1	--:--	
8	<b>1:56.733</b>	+14.379	2	<b>1:57.633</b>	+13.395
<b>(32) Joe PHILLIPS</b>			3	<b>1:51.875</b>	+7.637
1	--:--		4	<b>2:14.312</b>	+30.074
2	<b>2:05.990</b>	+23.557	5	<b>34:57.780</b>	+33:13.542
3	<b>1:55.263</b>	+12.830	6	<b>1:44.238</b>	-
4	<b>2:41.401</b>	+58.968	7	<b>1:44.944</b>	+0.706
5	<b>3:50.975</b>	+33:27.318	8	<b>1:46.414</b>	+2.176
6	<b>1:42.997</b>	+0.564	<b>(77) Adrian McFARLAND</b>		
7	<b>1:42.433</b>	-	1	--:--	
8	<b>2:02.889</b>	+20.456	2	<b>1:56.861</b>	+12.598
<b>(67) Herbie RONAN</b>			3	<b>1:56.612</b>	+12.349
1	--:--		4	<b>2:45.984</b>	+1:01.721
2	<b>2:06.146</b>	+23.354	5	<b>3:52.038</b>	+33:40.775
3	<b>1:55.566</b>	+12.774	6	<b>1:44.263</b>	-
4	<b>2:51.218</b>	+1:08.426	<b>(88) Mark YOUNG</b>		
5	<b>3:50.409</b>	+33:17.617	1	--:--	
6	<b>1:43.251</b>	+0.459	2	<b>1:59.724</b>	+14.610
7	<b>1:42.792</b>	-	3	<b>1:56.622</b>	+11.508
8	<b>2:03.455</b>	+20.663	4	<b>2:47.436</b>	+1:02.322
<b>(54) Adrian COLEMAN</b>			5	<b>34:18.572</b>	+32:33.458
1	--:--		6	<b>1:45.114</b>	-
2	<b>1:58.655</b>	+15.854	7	<b>1:48.005</b>	+2.891
3	<b>1:59.705</b>	+16.904	8	<b>2:02.050</b>	+16.936
4	<b>3:40.021</b>	+1:57.220	<b>(56) Dave JONES</b>		
5	<b>3:54.799</b>	+31:11.998	1	--:--	
6	<b>1:43.148</b>	+0.347	2	<b>1:58.258</b>	+12.453
7	<b>1:42.801</b>	-	3	<b>1:47.597</b>	+1.792
<b>(91) Des BUTLER</b>			4	<b>7:28.699</b>	+5:42.894
1	--:--		5	<b>31:43.859</b>	+29:58.054
2	<b>2:03.357</b>	+20.538	6	<b>1:45.805</b>	-
3	<b>1:55.255</b>	+12.436	7	<b>1:46.831</b>	+1.026
4	<b>3:32.433</b>	+36:49.614	8	<b>1:50.082</b>	+4.277
5	<b>1:43.968</b>	+1.149	<b>(48) Gareth COSTELLO</b>		

1	--:--		1	--:--	
2	<b>1:54.811</b>	+8.646	2	<b>1:54.811</b>	+8.646
3	<b>1:58.066</b>	+11.901	3	<b>1:58.066</b>	+11.901
4	<b>3:01.996</b>	+1:15.831	4	<b>3:01.996</b>	+1:15.831
5	<b>35:47.655</b>	+34:01.490	5	<b>35:47.655</b>	+34:01.490
6	<b>1:46.165</b>	-	6	<b>1:46.165</b>	-
7	<b>1:46.458</b>	+0.293	7	<b>1:46.458</b>	+0.293
8	<b>2:02.960</b>	+16.795	8	<b>2:02.960</b>	+16.795
<b>(50) Mick CHATTERTON</b>			<b>(27) Elle FORREST</b>		
1	--:--		1	--:--	
2	<b>2:12.459</b>	+20.312	2	<b>2:01.889</b>	+14.491
3	<b>2:02.118</b>	+9.971	3	<b>2:02.841</b>	+15.443
4	<b>2:42.934</b>	+50.787	4	<b>3:50.360</b>	+2:02.962
5	<b>3:27.357</b>	+33:35.210	5	<b>33:20.428</b>	+31:33.030
6	<b>1:52.147</b>	-	6	<b>1:47.398</b>	-
7	<b>1:52.947</b>	+0.800	7	<b>1:48.393</b>	+0.995
8	<b>1:58.744</b>	+6.597	8	<b>2:21.067</b>	+33.669
<b>(43) Keith COSTELLO</b>			<b>(14) Jack SANDS</b>		
1	--:--		1	--:--	
2	<b>1:55.652</b>	-	2	<b>1:58.907</b>	+10.517
3	<b>2:17.834</b>	+22.182	3	<b>1:56.553</b>	+8.163
<b>(57) Phelim LUNNY</b>			4	<b>5:23.643</b>	+3:35.253
1	--:--		5	<b>31:35.561</b>	+29:47.171
2	<b>2:10.188</b>	+14.338	6	<b>1:50.084</b>	+1.694
3	<b>2:13.156</b>	+17.306	7	<b>1:49.075</b>	+0.685
4	<b>3:25.249</b>	+35:29.399	8	<b>1:48.390</b>	-
5	<b>2:00.105</b>	+4.255	<b>(46) Gary JORDAN</b>		
6	<b>1:55.850</b>	-	1	--:--	
7	<b>2:04.254</b>	+8.404	2	<b>2:12.934</b>	+22.506
<b>(6) William DUNLOP</b>			3	<b>2:01.362</b>	+10.934
1	--:--		4	<b>2:39.916</b>	+49.488
2	<b>1:56.958</b>	-	5	<b>3:50.170</b>	+33:11.542
3	<b>2:36.870</b>	+39.912	6	<b>1:51.413</b>	+0.985
<b>(35) Gordon YULE</b>			7	<b>1:50.428</b>	-
1	--:--		8	<b>2:06.264</b>	+15.836
2	<b>2:10.027</b>	+9.132	<b>(60) Ronnie SCOTT</b>		
3	<b>2:35.670</b>	+34.775	1	--:--	
4	<b>3:04.650</b>	+35:03.755	2	<b>2:02.763</b>	+12.236
5	<b>2:00.895</b>	-	3	<b>2:03.957</b>	+13.430
6	<b>2:02.738</b>	+1.843	4	<b>5:11.196</b>	+3:20.669
7	<b>2:04.990</b>	+4.095	5	<b>31:45.508</b>	+29:54.981
<b>(33) Sam DUNLOP</b>			6	<b>1:51.120</b>	+0.593
1	--:--		7	<b>1:50.527</b>	-
2	<b>2:01.612</b>	-	8	<b>2:11.114</b>	+20.587
3	<b>2:25.940</b>	+24.328	<b>(127) Trevor RUFUS</b>		
<b>(49) Malcolm LOVE</b>			1	--:--	
1	--:--		2	<b>2:06.804</b>	+16.193
2	<b>2:02.161</b>	-	3	<b>1:50.611</b>	-
3	<b>3:54.807</b>	+33:43.646	4	<b>5:47.999</b>	+3:57.388
4	<b>10:28.203</b>	+8:26.042	5	<b>3:07.711</b>	+30:17.100
<b>(51) Ewan HAMILTON</b>			6	<b>1:51.709</b>	+1.098
1	--:--		7	<b>1:52.929</b>	+2.318
2	<b>2:11.874</b>	+0.562	8	<b>2:01.049</b>	+10.438
3	<b>2:11.312</b>	-	<b>(71) Raymond HODGES</b>		
4	<b>5:11.998</b>	+3:00.686	1	--:--	
			2	<b>2:07.723</b>	+16.839

**THE ROYAL HOTEL & BRAESIDE COOKSTOWN 100**

LIGHTWEIGHT 125cc/400cc

Orritor 2.100 Miles

R2: Hayes Fuels Race

28/04/2007 11:00

Race (10 Laps)

11	<b>33</b> 26	<b>49</b> 27	<b>51</b> 28	
10		<b>16</b> 24	<b>35</b> 25	<b>C</b>
9	<b>32</b> 21	<b>67</b> 22	<b>91</b> 23	
8	<hr/>			
7	<b>50</b> 16	<b>57</b> 17	<b>6</b> 18	
6		<b>60</b> 14	<b>71</b> 15	<b>B</b>
5	<b>27</b> 11	<b>14</b> 12	<b>46</b> 13	
4	<hr/>			
3	<b>36</b> 6	<b>77</b> 7	<b>88</b> 8	
2		<b>54</b> 4	<b>7</b> 5	<b>A</b>
1	<b>4</b> 1	<b>3</b> 2	<b>86</b> 3	




# The Royal Hotel & Braeside Cookstown 100

## Lightweight 125cc/400cc

### Race 2 - Hayes Fuels Race

#### Saturday, 28 April 2007



Pos	Class	No	Name	Machine / Sponsor	Gp	Laps	Total Time	Behind	Speed	-----Best Lap-----		
										Time	Speed	On
<b>Race Classification</b>												
1	125R	4	Robert DUNLOP	Aprilia - Kennedy Equipment Sales	a	10	16:31.585		76.242	1:37.752	77.339	7
2	125R	91	Des BUTLER	Honda 400	c	10	16:36.081	4.496	75.897	1:37.544	77.503	6
3	125R	88	Mark YOUNG	Honda - John D's	a	10	16:41.016	9.431	75.523	1:37.802	77.299	10
4	125R	77	Adrian McFARLAND	Aprilia - Richardson's	a	10	16:42.982	11.397	75.375	1:38.256	76.942	8
5	125R	54	Adrian COLEMAN	Honda - Browne	a	10	16:44.051	12.466	75.295	1:37.966	77.170	10
6	125R	32	Joe PHILLIPS	Kawasaki 400	c	10	16:53.534	21.949	74.590	1:39.282	76.147	10
7	125R	56	Dave JONES	Kawasaki 400	c	10	16:53.912	22.327	74.563	1:39.456	76.014	10
8	125R	67	Herbie RONAN	Honda 400	c	10	16:54.010	22.425	74.555	1:39.296	76.136	10
9	125R	7	Jeff SHAW	Honda - HM Sports Motorhomes	a	10	16:55.155	23.570	74.471	1:39.854	75.711	5
10	125R	36	Peter WAKEFIELD	Honda	a	10	16:55.816	24.231	74.423	1:40.329	75.352	5
11	125R	48	Gareth COSTELLO	Honda 400	c	10	17:20.718	49.133	72.642	1:41.779	74.279	10
12	125R	33	Sam DUNLOP	Honda	b	10	17:21.659	50.074	72.577	1:41.994	74.122	4
13	125R	16	Baylon McCAUGHEY	Suzuki 650 - Cookstown Tyre Care	c	10	17:37.645	1:06.060	71.480	1:43.832	72.810	9
14	125R	127	Trevor RUFUS	Honda 400	c	10	17:38.532	1:06.947	71.420	1:43.648	72.939	10
15	125R	27	Elle FORREST	Honda	b	10	17:41.599	1:10.014	71.213	1:44.050	72.657	10
16	125R	60	Ronnie SCOTT	Honda	b	9	16:18.383	1 Lap	69.543	1:45.101	71.931	2
17	125R	14	Jack SANDS	Honda	b	9	16:21.348	2.965	69.333	1:45.990	71.327	7
18	125R	71	Raymond HODGES	Honda - TT Racing	b	9	16:42.510	24.127	67.870	1:49.261	69.192	2


#### Fastest Lap

125R	91	Des BUTLER	Honda 400	c						1:37.544	77.503	6
------	----	------------	-----------	---	--	--	--	--	--	----------	--------	---

#### Not Classified

<b>DNF</b>	125R	3	Michael DUNLOP	Honda - Around a Pound	a	6	10:02.663	4 Laps	75.266	1:38.772	76.540	6
<b>DNF</b>	125R	86	Nigel MOORE	Honda	a	5	8:43.991	5 Laps	72.139	1:40.994	74.856	4
<b>DNF</b>	125R	46	Gary JORDAN	Honda	b	5	9:01.085	17.094	69.860	1:43.924	72.745	2
<b>DNF</b>	125R	51	Ewan HAMILTON	Yamaha	c	2	3:52.372	8 Laps	65.068	1:53.497	66.610	2
<b>DNF</b>	125R	50	Mick CHATTERTON	Honda	b	1	2:00.879	9 Laps	62.542	2:00.879	62.542	1

These Results are provisional and are subject to ratification by the Stewards of the Meeting.

Track	<b>Orritor</b>	Signed		Organising Club	<b>Cookstown &amp; District MCC</b>
Length(miles)	<b>2.1000</b>		Chief Timekeeper	Warmup Started	
Weather	<b>Sunny</b>			Race Started	<b>10:49:43.455</b>
Track	<b>Dry</b>	Issued At:	11:08:50	Gp Time Diff - b	<b>17.82 / c 35.69</b>

MCUI  
Ulster Centre  
Timing  
www.mcui-uc.org.uk



**2&4**  
WHEEL MOTORSPORT  
STEERING GROUP LTD.

**X<sup>®</sup> nitec**  
SOLUTIONS



Lightweight 125cc/400cc

Race 2 - Hayes Fuels Race

Saturday, 28 April 2007

Lightweight 125cc/400cc

**Race Classification**

**1** 4 Robert DUNLOP

Total Time **16:31.585** Avg Speed **76.242** Behind  
Best Time **1:37.752** Best Speed **77.339** On **7** Gp **a**

Lap	Elapsed Time	Lap Time	Lap Speed
1	1:45.900	1:45.900	71.388
2	3:25.579	1:39.679	75.843
3	5:04.049	1:38.470	76.775
4	6:42.687	1:38.638	76.644
5	8:20.967	1:38.280	76.923
6	9:58.832	1:37.865	77.249
7	11:36.584	1:37.752	77.339
8	13:15.348	1:38.764	76.546
9	14:53.196	1:37.848	77.263
10	16:31.585	1:38.389	76.838

**2** 91 Des BUTLER

Total Time **16:36.081** Avg Speed **75.897** Behind **4.496**  
Best Time **1:37.544** Best Speed **77.503** On **6** Gp **c**

Lap	Elapsed Time	Lap Time	Lap Speed
1	1:47.383	1:47.383	70.402
2	3:29.280	1:41.897	74.193
3	5:07.900	1:38.620	76.658
4	6:46.387	1:38.487	76.761
5	8:24.548	1:38.161	77.016
6	10:02.092	1:37.544	77.503
7	11:40.988	1:38.896	76.444
8	13:19.231	1:38.243	76.952
9	14:57.448	1:38.217	76.972
10	16:36.081	1:38.633	76.648

**3** 88 Mark YOUNG

Total Time **16:41.016** Avg Speed **75.523** Behind **9.431**  
Best Time **1:37.802** Best Speed **77.299** On **10** Gp **a**

Lap	Elapsed Time	Lap Time	Lap Speed
1	1:47.505	1:47.505	70.322
2	3:27.364	1:39.859	75.707
3	5:06.938	1:39.574	75.923
4	6:46.373	1:39.435	76.030
5	8:25.488	1:39.115	76.275
6	10:04.291	1:38.803	76.516
7	11:43.577	1:39.286	76.144
8	13:23.146	1:39.569	75.927
9	15:03.214	1:40.068	75.549
10	16:41.016	1:37.802	77.299

Lightweight 125cc/400cc

**Race Classification**

**4** 77 Adrian McFARLAND

Total Time **16:42.982** Avg Speed **75.375** Behind **11.397**  
Best Time **1:38.256** Best Speed **76.942** On **8** Gp **a**

Lap	Elapsed Time	Lap Time	Lap Speed
1	1:49.962	1:49.962	68.751
2	3:30.607	1:40.645	75.116
3	5:11.357	1:40.750	75.037
4	6:50.962	1:39.605	75.900
5	8:29.710	1:38.748	76.559
6	10:08.389	1:38.679	76.612
7	11:47.368	1:38.979	76.380
8	13:25.624	1:38.256	76.942
9	15:04.431	1:38.807	76.513
10	16:42.982	1:38.551	76.712

**5** 54 Adrian COLEMAN

Total Time **16:44.051** Avg Speed **75.295** Behind **12.466**  
Best Time **1:37.966** Best Speed **77.170** On **10** Gp **a**

Lap	Elapsed Time	Lap Time	Lap Speed
1	1:48.504	1:48.504	69.675
2	3:29.293	1:40.789	75.008
3	5:09.198	1:39.905	75.672
4	6:48.616	1:39.418	76.043
5	8:28.331	1:39.715	75.816
6	10:07.779	1:39.448	76.020
7	11:48.208	1:40.429	75.277
8	13:26.551	1:38.343	76.874
9	15:06.085	1:39.534	75.954
10	16:44.051	1:37.966	77.170

**6** 32 Joe PHILLIPS

Total Time **16:53.534** Avg Speed **74.590** Behind **21.949**  
Best Time **1:39.282** Best Speed **76.147** On **10** Gp **c**

Lap	Elapsed Time	Lap Time	Lap Speed
1	1:46.749	1:46.749	70.820
2	3:29.140	1:42.391	73.835
3	5:09.646	1:40.506	75.219
4	6:51.906	1:42.260	73.929
5	8:32.825	1:40.919	74.912
6	10:13.954	1:41.129	74.756
7	11:54.690	1:40.736	75.048
8	13:34.417	1:39.727	75.807
9	15:14.252	1:39.835	75.725
10	16:53.534	1:39.282	76.147

Lightweight 125cc/400cc

Race 2 - Hayes Fuels Race

Saturday, 28 April 2007

Lightweight 125cc/400cc

**Race Classification**

**7** 56 Dave JONES

Total Time **16:53.912** Avg Speed **74.563** Behind **22.327**  
 Best Time **1:39.456** Best Speed **76.014** On **10** Gp **c**

Lap	Elapsed Time	Lap Time	Lap Speed
1	1:47.615	1:47.615	70.250
2	3:29.667	1:42.052	74.080
3	5:10.507	1:40.840	74.970
4	6:53.031	1:42.524	73.739
5	8:34.072	1:41.041	74.821
6	10:14.316	1:40.244	75.416
7	11:55.016	1:40.700	75.074
8	13:34.699	1:39.683	75.840
9	15:14.456	1:39.757	75.784
10	16:53.912	1:39.456	76.014

**8** 67 Herbie RONAN

Total Time **16:54.010** Avg Speed **74.555** Behind **22.425**  
 Best Time **1:39.296** Best Speed **76.136** On **10** Gp **c**

Lap	Elapsed Time	Lap Time	Lap Speed
1	1:48.044	1:48.044	69.971
2	3:29.895	1:41.851	74.226
3	5:10.711	1:40.816	74.988
4	6:53.247	1:42.536	73.730
5	8:34.281	1:41.034	74.826
6	10:14.563	1:40.282	75.387
7	11:55.278	1:40.715	75.063
8	13:34.928	1:39.650	75.866
9	15:14.714	1:39.786	75.762
10	16:54.010	1:39.296	76.136

**9** 7 Jeff SHAW

Total Time **16:55.155** Avg Speed **74.471** Behind **23.570**  
 Best Time **1:39.854** Best Speed **75.711** On **5** Gp **a**

Lap	Elapsed Time	Lap Time	Lap Speed
1	1:47.170	1:47.170	70.542
2	3:29.113	1:41.943	74.159
3	5:10.723	1:41.610	74.402
4	6:51.805	1:41.082	74.791
5	8:31.659	1:39.854	75.711
6	10:11.811	1:40.152	75.485
7	11:52.092	1:40.281	75.388
8	13:32.994	1:40.902	74.924
9	15:13.615	1:40.621	75.133
10	16:55.155	1:41.540	74.453

Lightweight 125cc/400cc

**Race Classification**

**10** 36 Peter WAKEFIELD

Total Time **16:55.816** Avg Speed **74.423** Behind **24.231**  
 Best Time **1:40.329** Best Speed **75.352** On **5** Gp **a**

Lap	Elapsed Time	Lap Time	Lap Speed
1	1:48.276	1:48.276	69.822
2	3:29.767	1:41.491	74.489
3	5:11.114	1:41.347	74.595
4	6:52.233	1:41.119	74.763
5	8:32.562	1:40.329	75.352
6	10:13.068	1:40.506	75.219
7	11:53.958	1:40.890	74.933
8	13:34.780	1:40.822	74.984
9	15:15.192	1:40.412	75.290
10	16:55.816	1:40.624	75.131

**11** 48 Gareth COSTELLO

Total Time **17:20.718** Avg Speed **72.642** Behind **49.133**  
 Best Time **1:41.779** Best Speed **74.279** On **10** Gp **c**

Lap	Elapsed Time	Lap Time	Lap Speed
1	1:49.698	1:49.698	68.916
2	3:32.670	1:42.972	73.418
3	5:18.720	1:46.050	71.287
4	7:01.863	1:43.143	73.296
5	8:44.403	1:42.540	73.727
6	10:27.276	1:42.873	73.489
7	12:10.615	1:43.339	73.157
8	13:54.347	1:43.732	72.880
9	15:38.939	1:44.592	72.281
10	17:20.718	1:41.779	74.279

**12** 33 Sam DUNLOP

Total Time **17:21.659** Avg Speed **72.577** Behind **50.074**  
 Best Time **1:41.994** Best Speed **74.122** On **4** Gp **b**

Lap	Elapsed Time	Lap Time	Lap Speed
1	1:52.756	1:52.756	67.047
2	3:37.600	1:44.844	72.107
3	5:21.379	1:43.779	72.847
4	7:03.373	1:41.994	74.122
5	8:46.524	1:43.151	73.291
6	10:28.909	1:42.385	73.839
7	12:12.028	1:43.119	73.313
8	13:56.427	1:44.399	72.414
9	15:39.396	1:42.969	73.420
10	17:21.659	1:42.263	73.927



Lightweight 125cc/400cc

Race 2 - Hayes Fuels Race

Saturday, 28 April 2007

Lightweight 125cc/400cc

**Race Classification**

**13** 16 Baylon McCAUGHEY

Total Time **17:37.645** Avg Speed **71.480** Behind **1:06.060**  
 Best Time **1:43.832** Best Speed **72.810** On **9** Gp **c**

Lap	Elapsed Time	Lap Time	Lap Speed
1	1:51.975	1:51.975	67.515
2	3:37.851	1:45.876	71.404
3	5:23.272	1:45.421	71.712
4	7:09.349	1:46.077	71.269
5	8:53.531	1:44.182	72.565
6	10:40.253	1:46.722	70.838
7	12:24.807	1:44.554	72.307
8	14:09.609	1:44.802	72.136
9	15:53.441	1:43.832	72.810
10	17:37.645	1:44.204	72.550

**14** 127 Trevor RUFUS

Total Time **17:38.532** Avg Speed **71.420** Behind **1:06.947**  
 Best Time **1:43.648** Best Speed **72.939** On **10** Gp **c**

Lap	Elapsed Time	Lap Time	Lap Speed
1	1:52.850	1:52.850	66.992
2	3:39.286	1:46.436	71.029
3	5:25.142	1:45.856	71.418
4	7:09.909	1:44.767	72.160
5	8:53.987	1:44.078	72.638
6	10:40.029	1:46.042	71.293
7	12:25.123	1:45.094	71.936
8	14:10.568	1:45.445	71.696
9	15:54.884	1:44.316	72.472
10	17:38.532	1:43.648	72.939

**15** 27 Eile FORREST

Total Time **17:41.599** Avg Speed **71.213** Behind **1:10.014**  
 Best Time **1:44.050** Best Speed **72.657** On **10** Gp **b**

Lap	Elapsed Time	Lap Time	Lap Speed
1	1:53.421	1:53.421	66.654
2	3:38.887	1:45.466	71.682
3	5:24.630	1:45.743	71.494
4	7:10.650	1:46.020	71.307
5	8:56.181	1:45.531	71.638
6	10:40.704	1:44.523	72.329
7	12:25.856	1:45.152	71.896
8	14:11.891	1:46.035	71.297
9	15:57.549	1:45.658	71.552
10	17:41.599	1:44.050	72.657

Lightweight 125cc/400cc

**Race Classification**

**16** 60 Ronnie SCOTT

Total Time **16:18.383** Avg Speed **69.543** Behind **1 Lap**  
 Best Time **1:45.101** Best Speed **71.931** On **2** Gp **b**

Lap	Elapsed Time	Lap Time	Lap Speed
1	1:51.784	1:51.784	67.630
2	3:36.885	1:45.101	71.931
3	5:24.267	1:47.382	70.403
4	7:13.065	1:48.798	69.487
5	9:01.667	1:48.602	69.612
6	10:49.621	1:47.954	70.030
7	12:39.534	1:49.913	68.782
8	14:29.370	1:49.836	68.830
9	16:18.383	1:49.013	69.350

**17** 14 Jack SANDS

Total Time **16:21.348** Avg Speed **69.333** Behind **2.965**  
 Best Time **1:45.990** Best Speed **71.327** On **7** Gp **b**

Lap	Elapsed Time	Lap Time	Lap Speed
1	1:57.752	1:57.752	64.203
2	3:46.870	1:49.118	69.283
3	5:37.130	1:50.260	68.565
4	7:23.993	1:46.863	70.745
5	9:10.096	1:46.103	71.252
6	10:59.579	1:49.483	69.052
7	12:45.569	1:45.990	71.327
8	14:31.986	1:46.417	71.041
9	16:21.348	1:49.362	69.128

**18** 71 Raymond HODGES

Total Time **16:42.510** Avg Speed **67.870** Behind **24.127**  
 Best Time **1:49.261** Best Speed **69.192** On **2** Gp **b**

Lap	Elapsed Time	Lap Time	Lap Speed
1	1:57.392	1:57.392	64.400
2	3:46.653	1:49.261	69.192
3	5:36.440	1:49.787	68.861
4	7:29.487	1:53.047	66.875
5	9:19.830	1:50.343	68.514
6	11:09.877	1:50.047	68.698
7	12:59.977	1:50.100	68.665
8	14:52.174	1:52.197	67.381
9	16:42.510	1:50.336	68.518

**Not Classified**

**DNF** 3 Michael DUNLOP

Total Time **10:02.663** Avg Speed **75.266** Behind **4 Laps**  
 Best Time **1:38.772** Best Speed **76.540** On **6** Gp **a**

Lap	Elapsed Time	Lap Time	Lap Speed
1	1:46.581	1:46.581	70.932
2	3:26.601	1:40.020	75.585
3	5:05.917	1:39.316	76.121
4	6:44.965	1:39.048	76.327
5	8:23.891	1:38.926	76.421
6	10:02.663	1:38.772	76.540

Lightweight 125cc/400cc

Race 2 - Hayes Fuels Race

Saturday, 28 April 2007

Lightweight 125cc/400cc

**Not Classified**

**DNF 86 Nigel MOORE**

Total Time **8:43.991** Avg Speed **72.139** Behind **5 Laps**

Best Time **1:40.994** Best Speed **74.856** On **4** Gp **a**

Lap	Elapsed Time	Lap Time	Lap Speed
1	1:47.739	1:47.739	70.170
2	3:30.023	1:42.284	73.912
3	5:11.608	1:41.585	74.420
4	6:52.602	1:40.994	74.856
5	8:43.991	1:51.389	67.870

**DNF 46 Gary JORDAN**

Total Time **9:01.085** Avg Speed **69.860** Behind **17.094**

Best Time **1:43.924** Best Speed **72.745** On **2** Gp **b**

Lap	Elapsed Time	Lap Time	Lap Speed
1	1:50.589	1:50.589	68.361
2	3:34.513	1:43.924	72.745
3	5:21.526	1:47.013	70.646
4	7:07.886	1:46.360	71.079
5	9:01.085	1:53.199	66.785

**DNF 51 Ewan HAMILTON**

Total Time **3:52.372** Avg Speed **65.068** Behind **8 Laps**

Best Time **1:53.497** Best Speed **66.610** On **2** Gp **c**

Lap	Elapsed Time	Lap Time	Lap Speed
1	1:58.875	1:58.875	63.596
2	3:52.372	1:53.497	66.610

**DNF 50 Mick CHATTERTON**

Total Time **2:00.879** Avg Speed **62.542** Behind **9 Laps**

Best Time **2:00.879** Best Speed **62.542** On **1** Gp **b**

Lap	Elapsed Time	Lap Time	Lap Speed
1	2:00.879	2:00.879	62.542