



COOKSTOWN 100

Friday 26th & Saturday 27th April 2019

promoted by Cookstown & District MCC
cookstown100.org



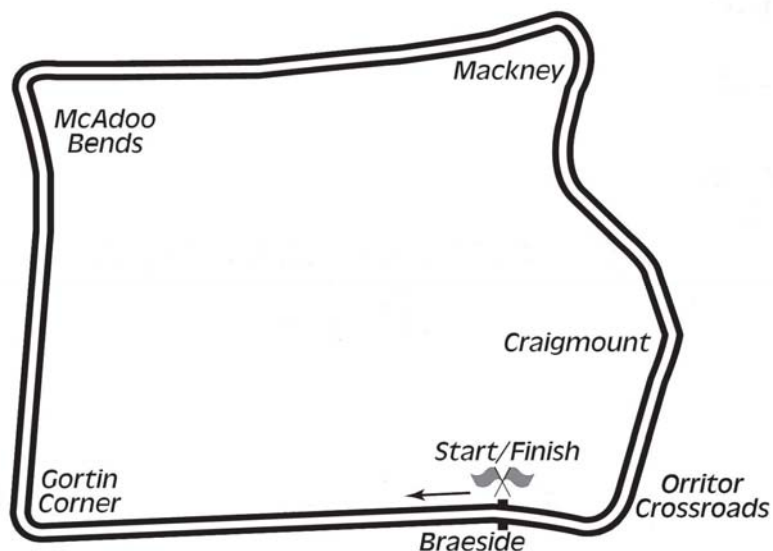
JUNIOR CLASSIC 250cc / 350cc



Comhairle Ceantair
Lár Uladh
Mid Ulster
District Council



Orritor Circuit 2.1 miles



LAP RECORDS at the start of the meeting

Class	Rider	Machine	m s	mph	Year
125cc	William Dunlop	Honda	1 34.755	79.785	2010
Supersport 300	to be established				
Moto 3	Derek McGee	Honda 250	1 33.802	80.595	2018
250cc	William Dunlop	Honda	1 29.658	84.320	2009
Lightweight Supersport	Darryl Tweed	Kawasaki 400	1 34.604	79.912	2016
Supermono	Shaun Anderson	Kramer 690	1 36.710	78.172	2018
Supertwin	James Cowton	Kawasaki	1 29.657	84.321	2015
Supersport	Michael Dunlop	Yamaha	1 24.783	89.169	2011
Superbike	Michael Dunlop	Honda	1 22.641	91.480	2013
Senior Support	Gary Robinson	Yamaha 600	1 29.956	84.041	2007
Junior Support	Joseph Loughlin	Kawasaki 650	1 30.965	83.109	2017
Classic 1000cc	Wattie Brown	Norton 920	1 40.273	75.394	2006
Classic 500cc	Neill McWhirter	Norton	1 41.491	74.489	2010
Classic 350cc	Paul Coward	Honda	1 43.421	73.099	2004
Classic 250cc	Geoff McMullan	Suzuki	1 47.294	70.461	2006
Forgotten Era	Anthony McColgan	Bimota 750	1 37.178	77.795	2016

MOST WINS AT COOKSTOWN 100

Ryan Farquhar	26	1996-12 (400-1, 450-2, STWN-4, SSP-5, SBK-13, SJUN-1)
Ray McCullough	14	1967-79 (250-8, 350-3, 500-3)
William Dunlop	14	2006-17 (125-3, 250-5, SSP-5, SBK B-1)
Joey Dunlop	11	1977-98 (125-1, 250-4, 350-2, 500-2, SSP-1, SBK-1)
Robert Dunlop	11	1985-08 (125-7, 250-1, 250 B-1, 350-1, SBK-1)
Barry Davidson	11	2007-18 (250-1, C350-6, C500-4)
Phillip McCallen	10	1987-96 (250-3, 350-1, SSP-2, SBK-4)
Michael Dunlop	10	2006-18 (125-1, 250-1, STWN-2, STWN B-1, SSP-2, SBK-2, SJUN-1)
Richard Ford	9	2008-18 (C250-2, C1000-5, SJUN B-2)
Courtney Junk	8	1974-83 (200-2, 250-4, 350-1, 500-1)
Mervyn Elwood	8	1987-97 (C500-5, C1000-3)

MOST WINS AT ALL IRISH ROAD RACE MEETINGS (after East Coast Races 2018)

Most Wins at All Irish Road Race Meetings

Ryan Farquhar	211	1995-16
Joey Dunlop	156	1971-00
Robert Dunlop	135	1980-08
William Dunlop	119	2005-17
Ray McCullough	109	1960-82
Phillip McCallen	109	1987-99
Michael Dunlop	102	2006-18
Brian Reid	78	1980-94
Darran Lindsay	74	1999-06
Barry Davidson	68	1998-18

KDM HIRE COOKSTOWN 100

CLASSIC 250cc/350cc

Group A Qualifying


Friday, 26 April 2019



Pos	Class	No	Name	Machine / Sponsor	----- Best Lap -----				Laps
					Time	Behind	Speed	On	
Qualifying Classification									
1	C350	40	Barry DAVIDSON	Honda 349 - Dempster Racing	1:47.428		70.373	5	5
2	C350	66	Ed MANLY	Honda 350	1:48.791	1.363	69.491	4	5
3	C350	14	Nigel MOORE	Honda 350	1:49.314	1.886	69.159	5	5
4	C250	87	Brian MATEER	Suzuki 250 - Abbey Tiles	1:51.350	3.922	67.894	5	5
5	C350	46	Mark JOHNSON	Honda 350 - MJ Racing	1:52.544	5.116	67.174	4	5
6	C350	10	Chris McGAHAN	Honda 350 - Sam Crossett Motorcycles	1:52.688	5.260	67.088	5	5
7	C350	63	Ian THOMPSON	Honda 350	1:53.423	5.995	66.653	5	5
8	C350	9	Sam KINKEAD	Drixton Honda 350	1:53.466	6.038	66.628	5	5
9	C350	2	Freddie STEWART	Honda 350	1:53.638	6.210	66.527	4	5
10	C350	77	Linton IRWIN	Honda 350	1:53.818	6.390	66.422	3	5
11	C350	78	Ken PARKES	Honda 350	1:55.298	7.870	65.569	3	4
12	C350	59	Anthony AMBLER	Honda 350 - Ambler Racing Engineering	1:55.682	8.254	65.352	5	5
13	C250	12	Richard FORD	Suzuki 247 - Bob Jackson Racing	1:55.890	8.462	65.234	4	5
14	C250	76	Phillip SHAW	Suzuki 250	1:56.748	9.320	64.755	5	5
15	C350	41	Mick BRADY	Honda 350	1:57.334	9.906	64.431	3	5
16	C350	51	Andy KILDEA	Honda 350	2:00.593	13.165	62.690	5	5
17	C250	35	Gavan DUFFY	Honda 250	2:01.271	13.843	62.340	4	5
18	C350	4	Billy LYLE	Honda 350	2:01.897	14.469	62.020	5	5
19	C250	20	Gary HUTTON	Honda 198 - Dempster Racing	2:02.922	15.494	61.502	3	4
20	C350	55	Jonathan DORAN	Honda 350	2:04.032	16.604	60.952	2	2
21	C250	69	Allen GIBSON	Honda 198	2:29.756	42.328	50.482	4	4
22	C350	94	Andrew JACKSON	MV Agusta 350 - Falcon Road Race Team	2:47.230	59.802	45.207	1	1

Provisional result to be confirmed by the Stewards of the Meeting subject to completion of technical inspections & the time limit for protests

Page 1 / 1

Circuit	Orritor	Signed		Organising Club	Cookstown & District MCC
Length(miles)	2.1000		Chief Timekeeper	Qualifying Started	15:41
Weather	Cloudy	Issued At:	15:58		
Track	Dry				



CLASSIC 250cc/350cc

Group A Qualifying

Friday, 26 April 2019

DETAILED RESULT

Qualifying Classification

Position

1	40 Barry DAVIDSON				
C350		Behind			
Best Time	1:47.428	Best Speed	70.373	On	5 Gp
Lap	Elapsed Time	Lap Time	Lap Speed		
1	2:10.597	2:10.597	57.888		
2	4:00.547	1:49.950	68.759		
3	5:49.541	1:48.994	69.362		
4	7:37.642	1:48.101	69.935		
5	9:25.070	1:47.428	70.373		

2	66 Ed MANLY				
C350		Behind			1.363
Best Time	1:48.791	Best Speed	69.491	On	4 Gp
Lap	Elapsed Time	Lap Time	Lap Speed		
1	2:39.682	2:39.682	47.344		
2	4:31.768	1:52.086	67.448		
3	6:23.095	1:51.327	67.908		
4	8:11.886	1:48.791	69.491		
5	10:02.229	1:50.343	68.514		

3	14 Nigel MOORE				
C350		Behind			1.886
Best Time	1:49.314	Best Speed	69.159	On	5 Gp
Lap	Elapsed Time	Lap Time	Lap Speed		
1	2:53.082	2:53.082	43.679		
2	4:44.685	1:51.603	67.740		
3	6:36.102	1:51.417	67.853		
4	8:26.387	1:50.285	68.550		
5	10:15.701	1:49.314	69.159		

4	87 Brian MATEER				
C250		Behind			3.922
Best Time	1:51.350	Best Speed	67.894	On	5 Gp
Lap	Elapsed Time	Lap Time	Lap Speed		
1	2:20.027	2:20.027	53.990		
2	4:14.446	1:54.419	66.073		
3	6:07.067	1:52.621	67.128		
4	7:58.993	1:51.926	67.545		
5	9:50.343	1:51.350	67.894		

Qualifying Classification

Position

5	46 Mark JOHNSON				
C350		Behind			5.116
Best Time	1:52.544	Best Speed	67.174	On	4 Gp
Lap	Elapsed Time	Lap Time	Lap Speed		
1	3:11.041	3:11.041	39.573		
2	5:05.249	1:54.208	66.195		
3	6:59.523	1:54.274	66.157		
4	8:52.067	1:52.544	67.174		
5	10:44.975	1:52.908	66.957		

6	10 Chris McGAHAN				
C350		Behind			5.260
Best Time	1:52.688	Best Speed	67.088	On	5 Gp
Lap	Elapsed Time	Lap Time	Lap Speed		
1	2:05.521	2:05.521	60.229		
2	3:59.039	1:53.518	66.597		
3	5:54.841	1:55.802	65.284		
4	7:47.762	1:52.921	66.949		
5	9:40.450	1:52.688	67.088		

7	63 Ian THOMPSON				
C350		Behind			5.995
Best Time	1:53.423	Best Speed	66.653	On	5 Gp
Lap	Elapsed Time	Lap Time	Lap Speed		
1	2:42.175	2:42.175	46.616		
2	4:42.870	2:00.695	62.637		
3	6:40.042	1:57.172	64.521		
4	8:39.273	1:59.231	63.406		
5	10:32.696	1:53.423	66.653		

8	9 Sam KINKEAD				
C350		Behind			6.038
Best Time	1:53.466	Best Speed	66.628	On	5 Gp
Lap	Elapsed Time	Lap Time	Lap Speed		
1	2:18.001	2:18.001	54.782		
2	4:13.802	1:55.801	65.284		
3	6:09.591	1:55.789	65.291		
4	8:03.150	1:53.559	66.573		
5	9:56.616	1:53.466	66.628		





CLASSIC 250cc/350cc

Group A Qualifying

Friday, 26 April 2019

DETAILED RESULT

Qualifying Classification

Position

9	2 Freddie STEWART				
C350		Behind		6.210	
Best Time	1:53.638	Best Speed	66.527	On	4 Gp
Lap	Elapsed Time	Lap Time	Lap Speed		
1	2:19.997	2:19.997	54.001		
2	4:15.359	1:55.362	65.533		
3	6:10.200	1:54.841	65.830		
4	8:03.838	1:53.638	66.527		
5	9:57.562	1:53.724	66.477		

10	77 Linton IRWIN				
C350		Behind		6.390	
Best Time	1:53.818	Best Speed	66.422	On	3 Gp
Lap	Elapsed Time	Lap Time	Lap Speed		
1	2:54.453	2:54.453	43.335		
2	4:51.039	1:56.586	64.845		
3	6:44.857	1:53.818	66.422		
4	8:40.486	1:55.629	65.382		
5	10:34.442	1:53.956	66.341		

11	78 Ken PARKES				
C350		Behind		7.870	
Best Time	1:55.298	Best Speed	65.569	On	3 Gp
Lap	Elapsed Time	Lap Time	Lap Speed		
1	2:52.892	2:52.892	43.727		
2	4:51.289	1:58.397	63.853		
3	6:46.587	1:55.298	65.569		
4	8:43.556	1:56.969	64.633		

12	59 Anthony AMBLER				
C350		Behind		8.254	
Best Time	1:55.682	Best Speed	65.352	On	5 Gp
Lap	Elapsed Time	Lap Time	Lap Speed		
1	2:39.195	2:39.195	47.489		
2	4:36.634	1:57.439	64.374		
3	6:33.645	1:57.011	64.609		
4	8:31.093	1:57.448	64.369		
5	10:26.775	1:55.682	65.352		

Qualifying Classification

Position

13	12 Richard FORD				
C250		Behind		8.462	
Best Time	1:55.890	Best Speed	65.234	On	4 Gp
Lap	Elapsed Time	Lap Time	Lap Speed		
1	3:26.425	3:26.425	36.623		
2	5:29.509	2:03.084	61.421		
3	7:26.767	1:57.258	64.473		
4	9:22.657	1:55.890	65.234		
5	11:28.179	2:05.522	60.228		

14	76 Philip SHAW				
C250		Behind		9.320	
Best Time	1:56.748	Best Speed	64.755	On	5 Gp
Lap	Elapsed Time	Lap Time	Lap Speed		
1	2:38.975	2:38.975	47.555		
2	4:40.512	2:01.537	62.203		
3	6:37.993	1:57.481	64.351		
4	8:35.595	1:57.602	64.285		
5	10:32.343	1:56.748	64.755		

15	41 Mick BRADY				
C350		Behind		9.906	
Best Time	1:57.334	Best Speed	64.431	On	3 Gp
Lap	Elapsed Time	Lap Time	Lap Speed		
1	3:03.321	3:03.321	41.239		
2	5:04.270	2:00.949	62.506		
3	7:01.604	1:57.334	64.431		
4	9:00.561	1:58.957	63.552		
5	10:58.106	1:57.545	64.316		

16	51 Andy KILDEA				
C350		Behind		13.165	
Best Time	2:00.593	Best Speed	62.690	On	5 Gp
Lap	Elapsed Time	Lap Time	Lap Speed		
1	2:20.341	2:20.341	53.869		
2	4:27.437	2:07.096	59.483		
3	6:34.895	2:07.458	59.314		
4	8:43.250	2:08.355	58.899		
5	10:43.843	2:00.593	62.690		



KDM HIRE COOKSTOWN 100

CLASSIC 250cc/350cc

Group A Qualifying

Friday, 26 April 2019

DETAILED RESULT



Qualifying Classification

Position

17 35 Gavan DUFFY

C250 Behind 13.843

Best Time 2:01.271 Best Speed 62.340 On 4 Gp

Lap	Elapsed Time	Lap Time	Lap Speed
1	3:05.041	3:05.041	40.856
2	5:07.146	2:02.105	61.914
3	7:10.030	2:02.884	61.521
4	9:11.301	2:01.271	62.340
5	11:14.099	2:02.798	61.565

18 4 Billy LYLE

C350 Behind 14.469

Best Time 2:01.897 Best Speed 62.020 On 5 Gp

Lap	Elapsed Time	Lap Time	Lap Speed
1	3:01.072	3:01.072	41.751
2	5:05.598	2:04.526	60.710
3	7:07.912	2:02.314	61.808
4	9:10.327	2:02.415	61.757
5	11:12.224	2:01.897	62.020

19 20 Gary HUTTON

C250 Behind 15.494

Best Time 2:02.922 Best Speed 61.502 On 3 Gp

Lap	Elapsed Time	Lap Time	Lap Speed
1	3:16.436	3:16.436	38.486
2	5:19.440	2:03.004	61.461
3	7:22.362	2:02.922	61.502
4	9:25.488	2:03.126	61.401

20 55 Jonathan DORAN

C350 Behind 16.604

Best Time 2:04.032 Best Speed 60.952 On 2 Gp

Lap	Elapsed Time	Lap Time	Lap Speed
1	3:10.691	3:10.691	39.645
2	5:14.723	2:04.032	60.952

21 69 Allen GIBSON

C250 Behind 42.328

Best Time 2:29.756 Best Speed 50.482 On 4 Gp

Lap	Elapsed Time	Lap Time	Lap Speed
1	3:54.991	3:54.991	32.171
2	6:30.684	2:35.693	48.557
3	9:03.942	2:33.258	49.329
4	11:33.698	2:29.756	50.482

Qualifying Classification

Position

22 94 Andrew JACKSON

C350 Behind 59.802

Best Time 2:47.230 Best Speed 45.207 On 1 Gp

Lap	Elapsed Time	Lap Time	Lap Speed
1	2:47.230	2:47.230	45.207

KDM HIRE COOKSTOWN 100

CLASSIC 250cc/350cc

Group B Qualifying


Friday, 26 April 2019



Pos	Class	No	Name	Machine / Sponsor	----- Best Lap -----				Laps
					Time	Behind	Speed	On	
Qualifying Classification									
1	C350	211	Tim STEPHENSON	Seeley Honda 350 - John Bell	1:57.736		64.211	4	5
2	C250	6	Kyle PARKES	Honda 198	2:04.176	6.440	60.881	5	5
3	C250	57	Davy CRAWFORD	Honda 250	2:10.445	12.709	57.955	5	5
4	C250	34	Trevor STEWART	Honda 250 - TJR Racing	2:35.404	37.668	48.647	2	4

Provisional result to be confirmed by the Stewards of the Meeting subject to completion of technical inspections & the time limit for protests

Page 1 / 1

Circuit	Orritor	Signed  Chief Timekeeper	Organising Club	Cookstown & District MCC	
Length(miles)	2.1000		Issued At:	16:14	Qualifying Started
Weather	Cloudy				
Track	Dry				

KDM HIRE COOKSTOWN 100

CLASSIC 250cc/350cc

Group B Qualifying

Friday, 26 April 2019

DETAILED RESULT



Qualifying Classification

Position

1 211 Tim STEPHENSON

C350				Behind	
Best Time	1:57.736	Best Speed	64.211	On	4 Gp
<i>Lap</i>	<i>Elapsed Time</i>	<i>Lap Time</i>	<i>Lap Speed</i>		
1	2:10.619	2:10.619	57.878		
2	4:09.826	1:59.207	63.419		
3	6:09.368	1:59.542	63.241		
4	8:07.104	1:57.736	64.211		
5	10:07.963	2:00.859	62.552		

2 6 Kyle PARKES

C250				Behind	6.440
Best Time	2:04.176	Best Speed	60.881	On	5 Gp
<i>Lap</i>	<i>Elapsed Time</i>	<i>Lap Time</i>	<i>Lap Speed</i>		
1	2:23.740	2:23.740	52.595		
2	4:34.977	2:11.237	57.606		
3	6:41.903	2:06.926	59.562		
4	8:46.428	2:04.525	60.711		
5	10:50.604	2:04.176	60.881		

3 57 Davy CRAWFORD

C250				Behind	12.709
Best Time	2:10.445	Best Speed	57.955	On	5 Gp
<i>Lap</i>	<i>Elapsed Time</i>	<i>Lap Time</i>	<i>Lap Speed</i>		
1	2:22.491	2:22.491	53.056		
2	4:34.700	2:12.209	57.182		
3	6:45.583	2:10.883	57.762		
4	8:56.072	2:10.489	57.936		
5	11:06.517	2:10.445	57.955		

4 34 Trevor STEWART

C250				Behind	37.668
Best Time	2:35.404	Best Speed	48.647	On	2 Gp
<i>Lap</i>	<i>Elapsed Time</i>	<i>Lap Time</i>	<i>Lap Speed</i>		
1	2:43.082	2:43.082	46.357		
2	5:18.486	2:35.404	48.647		
3	7:56.833	2:38.347	47.743		
4	10:32.398	2:35.565	48.597		

KDM HIRE COOKSTOWN 100

JUNIOR CLASSIC 250cc/350cc

Orriotr 2.100 miles

COMBINED QUALIFYING

Pos	Class	No.	Name	T	Machine	Sponsor	Overall BestTm	Diff	Gap	R1. Best Tm	R2. Best Tm	2nd Overall Time
1	C350	40	Barry DAVIDSON		Honda 349	Dempster Racing	1:47.428			1:47.428		1:48.101
2	C350	66	Ed MANLY		Honda 350		1:48.791	1.363	1.363	1:48.791		1:50.343
3	C350	14	Nigel MOORE		Honda 350		1:49.314	1.886	0.523	1:49.314		1:50.285
4	C250	87	Brian MATEER		Suzuki 250	Abbey Tiles	1:51.350	3.922	2.036	1:51.350		1:51.926
5	C350	46	Mark JOHNSON		Honda 350	MJ Racing	1:52.544	5.116	1.194	1:52.544		1:52.908
6	C350	10	Chris McGAHAN		Honda 350	Sam Crossett Motorcycles	1:52.688	5.260	0.144	1:52.688		1:52.921
7	C350	63	Ian THOMPSON		Honda 350		1:53.423	5.995	0.735	1:53.423		1:57.172
8	C350	9	Sam KINKEAD		Drixton Honda 350		1:53.466	6.038	0.043	1:53.466		1:53.559
9	C350	2	Freddie STEWART		Honda 350		1:53.638	6.210	0.172	1:53.638		1:53.724
10	C350	77	Linton IRWIN		Honda 350		1:53.818	6.390	0.180	1:53.818		1:53.956
11	C350	78	Ken PARKES		Honda 350		1:55.298	7.870	1.480	1:55.298		1:56.969
12	C350	59	Anthony AMBLER		Honda 350	Ambler Racing Engineering	1:55.682	8.254	0.384	1:55.682		1:57.011
13	C250	12	Richard FORD		Suzuki 247	Bob Jackson Racing	1:55.890	8.462	0.208	1:55.890		1:57.258
14	C250	76	Philip SHAW		Suzuki 250		1:56.748	9.320	0.858	1:56.748		1:57.481
15	C350	41	Mick BRADY		Honda 350		1:57.334	9.906	0.586	1:57.334		1:57.545
16	C350	211	Tim STEPHENSON		Seeley Honda 350	John Bell	1:57.736	10.308	0.402		1:57.736	1:59.207
17	C350	51	Andy KILDEA		Honda 350		2:00.593	13.165	2.857	2:00.593		2:07.096
18	C250	35	Gavan DUFFY		Honda 250		2:01.271	13.843	0.678	2:01.271		2:02.105
19	C350	4	Billy LYLE		Honda 350		2:01.897	14.469	0.626	2:01.897		2:02.314
20	C250	20	Gary HUTTON		Honda 198	Dempster Racing	2:02.922	15.494	1.025	2:02.922		2:03.004
21	C350	55	Jonathan DORAN		Honda 350		2:04.032	16.604	1.110	2:04.032		3:10.691
22	C250	6	Kyle PARKES		Honda 198		2:04.176	16.748	0.144		2:04.176	2:04.525
23	C250	57	Davy CRAWFORD		Honda 250		2:10.445	23.017	6.269		2:10.445	2:10.489
24	C250	69	Allen GIBSON		Honda 198		2:29.756	42.328	19.311	2:29.756		2:33.258
25	C250	34	Trevor STEWART		Honda 250	TJR Racing	2:35.404	47.976	5.648		2:35.404	2:35.565
26	C350	94	Andrew JACKSON		MV Agusta 350	Falcon Road Race Team	2:47.230	59.802	11.826	2:47.230		

Short Name

Short Name

R1. JUNIOR CLASSIC 250cc/350cc - Junior Classic Group A Qualifying
R2. JUNIOR CLASSIC 250cc/350cc - Junior Classic Group B Qualifying

Promoted by Cookstown and District Motorcycle Club

Orbits

Provisional result to be confirmed by the Stewards of the Meeting subject to the completion of technical inspections and the time limit for protests
MCUI (Ulster Centre) Timing @ www.elaps-timing.com




KDM HIRE COOKSTOWN 100

JUNIOR CLASSIC 250cc/350cc

Orriotr 2.100 miles

R5: Keylite/Designlab Junior Classic


27/04/2019 12:10

Race (6 Laps)

RACE 5 - JUNIOR CLASSIC

11	57 A		
10	20 A	55 B	6 C
9	51 A	35 B	4 C
8			
7	41 A	211 B	
6	59 A	12 B	76 C
5	87 A	77 B	78 C
4			
3	9 A	2 B	
2	46 A	10 B	63 C
1	40 A	66 B	14 C

POLE POSITION



Promoted by Cookstown and District Motorcycle Club

Orbits

Provisional result to be confirmed by the Stewards of the Meeting subject to the completion of technical inspections and the time limit for protests
MCUI (Ulster Centre) Timing @ www.elaps-timing.com




KDM HIRE COOKSTOWN 100

CLASSIC 250cc/350cc Race 5 - Keylite/Designlab Junior Classic Saturday, 27 April 2019



Classic 250cc

Pos	Class	No	Name	Machine / Sponsor	Gp	Lap	Total Time	Behind	Speed	-----Best Lap-----		
										Time	Speed	On
Race Classification												
1	C250	87	Brian MATEER	Suzuki 250 - Abbey Tiles	b	7	13:50.022		63.757	1:54.249	66.171	6
2	C250	76	Philip SHAW	Suzuki 250	b	7	14:08.581	18.559	62.363	1:58.680	63.701	4
3	C250	20	Gary HUTTON	Honda 198 - Dempster Racing	c	6	12:51.559	1 Lap	58.790	2:05.065	60.449	5
4	C250	57	Davy CRAWFORD	Honda 250	c	6	13:36.851	45.292	55.530	2:12.378	57.109	6
5	C250	6	Kyle PARKES	Honda 198	c	6	14:31.144	1:39.585	52.069	2:06.537	59.745	5

Fastest Lap

C250	87	Brian MATEER	Suzuki 250 - Abbey Tiles	1:54.249	66.171	6
------	----	--------------	--------------------------	----------	--------	---

Not Classified

DNF	C250	12	Richard FORD	Suzuki 247 - Bob Jackson Racing	b	5	10:38.982		59.157	2:05.609	60.187	4
DNF	C250	35	Gavan DUFFY	Honda 250	c	5	10:40.532		59.013	2:03.253	61.337	5
DNF	C250	69	Allen GIBSON	Honda 198	c	1	2:55.391		43.104	3:29.471	36.091	1


Classic 350cc

Pos	Class	No	Name	Machine / Sponsor	Gp	Lap	Total Time	Behind	Speed	-----Best Lap-----		
										Time	Speed	On
Race Classification												
1	C350	40	Barry DAVIDSON	Honda 349 - Dempster Racing	a	7	13:17.602		66.349	1:50.546	68.388	6
2	C350	66	Ed MANLY	Honda 350	a	7	13:22.444	4.842	65.949	1:50.088	68.672	6
3	C350	14	Nigel MOORE	Honda 350	a	7	13:28.320	10.718	65.469	1:52.066	67.460	6
4	C350	46	Mark JOHNSON	Honda 350 - MJ Racing	a	7	13:49.811	32.209	63.774	1:55.676	65.355	4
5	C350	59	Anthony AMBLER	Honda 350 - Ambler Racing Engineering	b	7	13:57.685	40.083	63.174	1:56.184	65.069	7
6	C350	78	Ken PARKES	Honda 350	b	7	14:02.354	44.752	62.824	1:57.018	64.605	5
7	C350	77	Linton IRWIN	Honda 350	b	7	14:11.375	53.773	62.158	1:58.073	64.028	6
8	C350	9	Sam KINKEAD	Drixton Honda 350	a	7	14:19.573	1:01.971	61.565	2:00.121	62.937	6
9	C350	51	Andy KILDEA	Honda 350	c	7	14:41.381	1:23.779	60.042	1:59.249	63.397	6
10	C350	2	Freddie STEWART	Honda 350	a	7	14:52.695	1:35.093	59.281	2:02.261	61.835	6
11	C350	63	Ian THOMPSON	Honda 350	a	7	14:52.967	1:35.365	59.263	2:03.141	61.393	6
12	C350	41	Mick BRADY	Honda 350	b	6	13:48.640	1 Lap	54.740	2:03.630	61.150	5

Fastest Lap

C350	66	Ed MANLY	Honda 350	1:50.088	68.672	6
------	----	----------	-----------	----------	--------	---

Provisional result to be confirmed by the Stewards of the Meeting subject to completion of technical inspections & the time limit for protests

Circuit	Orritor	Signed		Organising Club	Cookstown & District MCC
Length(miles)	2.1000	Chief Timekeeper		Race Started	12:13
Weather	Cloudy	Issued At:	12:33	Gp Time Diff - b 17.41 / c 34.08	
Track	Mainly dry				

KDM HIRE COOKSTOWN 100

CLASSIC 250cc/350cc

Race 5 - Keylite/Designlab Junior Classic

Saturday, 27 April 2019

DETAILED RESULT



Classic 250cc

Race Classification

1 87 Brian MATEER

Total Time **13:50.022** Avg Speed **63.757** Behind
 Best Time **1:54.249** Best Speed **66.171** On **6** Gp **b**

Lap	Elapsed Time	Lap Time	Lap Speed
1	2:07.099	2:07.099	59.481
2	4:07.846	2:00.747	62.610
3	6:06.093	1:58.247	63.934
4	8:01.634	1:55.541	65.431
5	10:00.827	1:59.193	63.427
6	11:55.076	1:54.249	66.171
7	13:50.022	1:54.946	65.770

2 76 Philip SHAW

Total Time **14:08.581** Avg Speed **62.363** Behind **18.559**
 Best Time **1:58.680** Best Speed **63.701** On **4** Gp **b**

Lap	Elapsed Time	Lap Time	Lap Speed
1	2:07.273	2:07.273	59.400
2	4:08.108	2:00.835	62.565
3	6:08.991	2:00.883	62.540
4	8:07.671	1:58.680	63.701
5	10:08.566	2:00.895	62.534
6	12:07.550	1:58.984	63.538
7	14:08.581	2:01.031	62.463

3 20 Gary HUTTON

Total Time **12:51.559** Avg Speed **58.790** Behind **1 Lap**
 Best Time **2:05.065** Best Speed **60.449** On **5** Gp **c**

Lap	Elapsed Time	Lap Time	Lap Speed
1	2:17.403	2:17.403	55.021
2	4:26.831	2:09.428	58.411
3	6:34.301	2:07.470	59.308
4	8:41.390	2:07.089	59.486
5	10:46.455	2:05.065	60.449
6	12:51.559	2:05.104	60.430

4 57 Davy CRAWFORD

Total Time **13:36.851** Avg Speed **55.530** Behind **45.292**
 Best Time **2:12.378** Best Speed **57.109** On **6** Gp **c**

Lap	Elapsed Time	Lap Time	Lap Speed
1	2:25.526	2:25.526	51.949
2	4:42.530	2:17.004	55.181
3	6:56.980	2:14.450	56.229
4	9:11.798	2:14.818	56.076
5	11:24.473	2:12.675	56.981
6	13:36.851	2:12.378	57.109

Classic 250cc

Race Classification

5 6 Kyle PARKES

Total Time **14:31.144** Avg Speed **52.069** Behind **1:39.585**
 Best Time **2:06.537** Best Speed **59.745** On **5** Gp **c**

Lap	Elapsed Time	Lap Time	Lap Speed
1	2:18.864	2:18.864	54.442
2	4:29.657	2:10.793	57.801
3	6:37.843	2:08.186	58.977
4	8:44.565	2:06.722	59.658
5	10:51.102	2:06.537	59.745
6	14:31.144	3:40.042	34.357

Not Classified

DNF 12 Richard FORD

Total Time **10:38.982** Avg Speed **59.157** Behind
 Best Time **2:05.609** Best Speed **60.187** On **4** Gp **b**

Lap	Elapsed Time	Lap Time	Lap Speed
1	2:13.735	2:13.735	56.530
2	4:19.639	2:05.904	60.046
3	6:27.477	2:07.838	59.137
4	8:33.086	2:05.609	60.187
5	10:38.982	2:05.896	60.050

DNF 35 Gavan DUFFY

Total Time **10:40.532** Avg Speed **59.013** Behind
 Best Time **2:03.253** Best Speed **61.337** On **5** Gp **c**

Lap	Elapsed Time	Lap Time	Lap Speed
1	2:16.765	2:16.765	55.277
2	4:26.665	2:09.900	58.199
3	6:33.009	2:06.344	59.837
4	8:37.279	2:04.270	60.835
5	10:40.532	2:03.253	61.337

DNF 69 Allen GIBSON

Total Time **2:55.391** Avg Speed **43.104** Behind
 Best Time **3:29.471** Best Speed **36.091** On **1** Gp **c**

Lap	Elapsed Time	Lap Time	Lap Speed
1	2:55.391	2:55.391	43.104



CLASSIC 250cc/350cc

Race 5 - Keylite/Designlab Junior Classic

Saturday, 27 April 2019

DETAILED RESULT

Classic 350cc

Classic 350cc

Race Classification

1 40 Barry DAVIDSON

Total Time **13:17.602** Avg Speed **66.349** Behind
 Best Time **1:50.546** Best Speed **68.388** On **6** Gp **a**

Lap	Elapsed Time	Lap Time	Lap Speed
1	1:59.869	1:59.869	63.069
2	3:54.230	1:54.361	66.106
3	5:48.670	1:54.440	66.061
4	7:42.425	1:53.755	66.459
5	9:34.941	1:52.516	67.190
6	11:25.487	1:50.546	68.388
7	13:17.602	1:52.115	67.431

2 66 Ed MANLY

Total Time **13:22.444** Avg Speed **65.949** Behind **4.842**
 Best Time **1:50.088** Best Speed **68.672** On **6** Gp **a**

Lap	Elapsed Time	Lap Time	Lap Speed
1	2:02.721	2:02.721	61.603
2	3:59.007	1:56.286	65.012
3	5:54.217	1:55.210	65.619
4	7:47.432	1:53.215	66.776
5	9:38.507	1:51.075	68.062
6	11:28.595	1:50.088	68.672
7	13:22.444	1:53.849	66.404

3 14 Nigel MOORE

Total Time **13:28.320** Avg Speed **65.469** Behind **10.718**
 Best Time **1:52.066** Best Speed **67.460** On **6** Gp **a**

Lap	Elapsed Time	Lap Time	Lap Speed
1	2:04.896	2:04.896	60.530
2	3:59.979	1:55.083	65.692
3	5:54.480	1:54.501	66.026
4	7:48.025	1:53.545	66.582
5	9:41.687	1:53.662	66.513
6	11:33.753	1:52.066	67.460
7	13:28.320	1:54.567	65.988

Race Classification

4 46 Mark JOHNSON

Total Time **13:49.811** Avg Speed **63.774** Behind **32.209**
 Best Time **1:55.676** Best Speed **65.355** On **4** Gp **a**

Lap	Elapsed Time	Lap Time	Lap Speed
1	2:04.744	2:04.744	60.604
2	4:03.371	1:58.627	63.729
3	6:02.503	1:59.132	63.459
4	7:58.179	1:55.676	65.355
5	9:54.695	1:56.516	64.884
6	11:52.878	1:58.183	63.969
7	13:49.811	1:56.933	64.652

5 59 Anthony AMBLER

Total Time **13:57.685** Avg Speed **63.174** Behind **40.083**
 Best Time **1:56.184** Best Speed **65.069** On **7** Gp **b**

Lap	Elapsed Time	Lap Time	Lap Speed
1	2:07.975	2:07.975	59.074
2	4:08.466	2:00.491	62.743
3	6:09.309	2:00.843	62.561
4	8:08.061	1:58.752	63.662
5	10:04.633	1:56.572	64.853
6	12:01.501	1:56.868	64.688
7	13:57.685	1:56.184	65.069

6 78 Ken PARKES

Total Time **14:02.354** Avg Speed **62.824** Behind **44.752**
 Best Time **1:57.018** Best Speed **64.605** On **5** Gp **b**

Lap	Elapsed Time	Lap Time	Lap Speed
1	2:05.334	2:05.334	60.319
2	4:06.867	2:01.533	62.205
3	6:08.547	2:01.680	62.130
4	8:07.577	1:59.030	63.513
5	10:04.595	1:57.018	64.605
6	12:01.997	1:57.402	64.394
7	14:02.354	2:00.357	62.813





CLASSIC 250cc/350cc

Race 5 - Keylite/Designlab Junior Classic

Saturday, 27 April 2019

DETAILED RESULT

Classic 350cc

Race Classification

7 77 Linton IRWIN

Total Time **14:11.375** Avg Speed **62.158** Behind **53.773**

Best Time **1:58.073** Best Speed **64.028** On **6** Gp **b**

Lap	Elapsed Time	Lap Time	Lap Speed
1	2:09.821	2:09.821	58.234
2	4:12.026	2:02.205	61.863
3	6:15.440	2:03.414	61.257
4	8:15.994	2:00.554	62.710
5	10:14.930	1:58.936	63.564
6	12:13.003	1:58.073	64.028
7	14:11.375	1:58.372	63.866

8 9 Sam KINKEAD

Total Time **14:19.573** Avg Speed **61.565** Behind **1:01.971**

Best Time **2:00.121** Best Speed **62.937** On **6** Gp **a**

Lap	Elapsed Time	Lap Time	Lap Speed
1	2:07.604	2:07.604	59.246
2	4:11.740	2:04.136	60.901
3	6:14.962	2:03.222	61.353
4	8:16.463	2:01.501	62.222
5	10:19.020	2:02.557	61.686
6	12:19.141	2:00.121	62.937
7	14:19.573	2:00.432	62.774

9 51 Andy KILDEA

Total Time **14:41.381** Avg Speed **60.042** Behind **1:23.779**

Best Time **1:59.249** Best Speed **63.397** On **6** Gp **c**

Lap	Elapsed Time	Lap Time	Lap Speed
1	2:18.241	2:18.241	54.687
2	4:28.703	2:10.462	57.948
3	6:36.997	2:08.294	58.927
4	8:40.178	2:03.181	61.373
5	10:41.141	2:00.963	62.498
6	12:40.390	1:59.249	63.397
7	14:41.381	2:00.991	62.484

Classic 350cc

Race Classification

10 2 Freddie STEWART

Total Time **14:52.695** Avg Speed **59.281** Behind **1:35.093**

Best Time **2:02.261** Best Speed **61.835** On **6** Gp **a**

Lap	Elapsed Time	Lap Time	Lap Speed
1	2:15.144	2:15.144	55.940
2	4:23.486	2:08.342	58.905
3	6:32.770	2:09.284	58.476
4	8:36.926	2:04.156	60.891
5	10:40.874	2:03.948	60.993
6	12:43.135	2:02.261	61.835
7	14:52.695	2:09.560	58.351

11 63 Ian THOMPSON

Total Time **14:52.967** Avg Speed **59.263** Behind **1:35.365**

Best Time **2:03.141** Best Speed **61.393** On **6** Gp **a**

Lap	Elapsed Time	Lap Time	Lap Speed
1	2:10.923	2:10.923	57.744
2	4:17.618	2:06.695	59.671
3	6:26.054	2:08.436	58.862
4	8:33.430	2:07.376	59.352
5	10:39.860	2:06.430	59.796
6	12:43.001	2:03.141	61.393
7	14:52.967	2:09.966	58.169

12 41 Mick BRADY

Total Time **13:48.640** Avg Speed **54.740** Behind **1 Lap**

Best Time **2:03.630** Best Speed **61.150** On **5** Gp **b**

Lap	Elapsed Time	Lap Time	Lap Speed
1	2:11.325	2:11.325	57.567
2	4:16.203	2:04.878	60.539
3	6:20.860	2:04.657	60.646
4	9:39.371	3:18.511	38.084
5	11:43.001	2:03.630	61.150
6	13:48.640	2:05.639	60.172



KDM HIRE COOKSTOWN 100

CLASSIC 250cc/350cc

Race 5 - Keylite/Designlab Junior Classic



LAP CHART

1					3					5				
No	Name	Gp	Time of Day	Lap Time	No	Name	Gp	Time of Day	Lap Time	No	Name	Gp	Time of Day	Lap Time
40	Barry DAVIDSON	a	12:15:25.906	1:59.869	40	Barry DAVIDSON	a	12:19:14.707	1:54.440	40	Barry DAVIDSON	a	12:23:00.978	1:52.516
66	Ed MANLY	a	12:15:28.758	2:02.721	66	Ed MANLY	a	12:19:20.254	1:55.210	66	Ed MANLY	a	12:23:04.544	1:51.075
46	Mark JOHNSON	a	12:15:30.781	2:04.744	14	Nigel MOORE	a	12:19:20.517	1:54.501	14	Nigel MOORE	a	12:23:07.724	1:53.662
14	Nigel MOORE	a	12:15:30.933	2:04.896	46	Mark JOHNSON	a	12:19:28.540	1:59.132	46	Mark JOHNSON	a	12:23:20.732	1:56.516
9	Sam KINKEAD	a	12:15:33.641	2:07.604	9	Sam KINKEAD	a	12:19:40.999	2:03.222	87	Brian MATEER	b	12:23:44.274	1:59.193
63	Ian THOMPSON	a	12:15:36.960	2:10.923	87	Brian MATEER	b	12:19:49.540	1:58.247	9	Sam KINKEAD	a	12:23:45.057	2:02.557
2	Freddie STEWART	a	12:15:41.181	2:15.144	78	Ken PARKES	b	12:19:51.994	2:01.680	78	Ken PARKES	b	12:23:48.042	1:57.018
78	Ken PARKES	b	12:15:48.781	2:05.334	63	Ian THOMPSON	a	12:19:52.091	2:08.436	59	Anthony AMBLER	b	12:23:48.080	1:56.572
87	Brian MATEER	b	12:15:50.546	2:07.099	76	Philip SHAW	b	12:19:52.438	2:00.883	76	Philip SHAW	b	12:23:52.013	2:00.895
76	Philip SHAW	b	12:15:50.720	2:07.273	59	Anthony AMBLER	b	12:19:52.756	2:00.843	77	Linton IRWIN	b	12:23:58.377	1:58.936
59	Anthony AMBLER	b	12:15:51.422	2:07.975	2	Freddie STEWART	a	12:19:58.807	2:09.284	63	Ian THOMPSON	a	12:24:05.897	2:06.430
77	Linton IRWIN	b	12:15:53.268	2:09.821	77	Linton IRWIN	b	12:19:58.887	2:03.414	2	Freddie STEWART	a	12:24:06.911	2:03.948
41	Mick BRADY	b	12:15:54.772	2:11.325	41	Mick BRADY	b	12:20:04.307	2:04.657	12	Richard FORD	b	12:24:22.429	2:05.896
12	Richard FORD	b	12:15:57.182	2:13.735	12	Richard FORD	b	12:20:10.924	2:07.838	35	Gavan DUFFY	c	12:24:40.649	2:03.253
35	Gavan DUFFY	c	12:16:16.882	2:16.765	35	Gavan DUFFY	c	12:20:33.126	2:06.344	51	Andy KILDEA	c	12:24:41.258	2:00.963
20	Gary HUTTON	c	12:16:17.520	2:17.403	20	Gary HUTTON	c	12:20:34.418	2:07.470	20	Gary HUTTON	c	12:24:46.572	2:05.065
51	Andy KILDEA	c	12:16:18.358	2:18.241	51	Andy KILDEA	c	12:20:37.114	2:08.294	6	Kyle PARKES	c	12:24:51.219	2:06.537
6	Kyle PARKES	c	12:16:18.981	2:18.864	6	Kyle PARKES	c	12:20:37.960	2:08.186	57	Davy CRAWFORD	c	12:25:24.590	2:12.675
57	Davy CRAWFORD	c	12:16:25.643	2:25.526	57	Davy CRAWFORD	c	12:20:57.097	2:14.450	41	Mick BRADY	b	12:25:26.448	2:03.630
69	Allen GIBSON	c	12:16:55.508	2:55.391										

2					4					6				
No	Name	Gp	Time of Day	Lap Time	No	Name	Gp	Time of Day	Lap Time	No	Name	Gp	Time of Day	Lap Time
40	Barry DAVIDSON	a	12:17:20.267	1:54.361	40	Barry DAVIDSON	a	12:21:08.462	1:53.755	40	Barry DAVIDSON	a	12:24:51.524	1:50.546
66	Ed MANLY	a	12:17:25.044	1:56.286	66	Ed MANLY	a	12:21:13.469	1:53.215	66	Ed MANLY	a	12:24:54.632	1:50.088
14	Nigel MOORE	a	12:17:26.016	1:55.083	14	Nigel MOORE	a	12:21:14.062	1:53.545	14	Nigel MOORE	a	12:24:59.790	1:52.066
46	Mark JOHNSON	a	12:17:29.408	1:58.627	46	Mark JOHNSON	a	12:21:24.216	1:55.676	46	Mark JOHNSON	a	12:25:18.915	1:58.183
9	Sam KINKEAD	a	12:17:37.777	2:04.136	9	Sam KINKEAD	a	12:21:42.500	2:01.501	87	Brian MATEER	b	12:25:38.523	1:54.249
63	Ian THOMPSON	a	12:17:43.655	2:06.695	87	Brian MATEER	b	12:21:45.081	1:55.541	59	Anthony AMBLER	b	12:25:44.948	1:56.868
2	Freddie STEWART	a	12:17:49.523	2:08.342	78	Ken PARKES	b	12:21:51.024	1:59.030	9	Sam KINKEAD	a	12:25:45.178	2:00.121
78	Ken PARKES	b	12:17:50.314	2:01.533	76	Philip SHAW	b	12:21:51.118	1:58.680	78	Ken PARKES	b	12:25:45.444	1:57.402
87	Brian MATEER	b	12:17:51.293	2:00.747	59	Anthony AMBLER	b	12:21:51.508	1:58.752	76	Philip SHAW	b	12:25:50.997	1:58.984
76	Philip SHAW	b	12:17:51.555	2:00.835	77	Linton IRWIN	b	12:21:59.441	2:00.554	77	Linton IRWIN	b	12:25:56.450	1:58.073
59	Anthony AMBLER	b	12:17:51.913	2:00.491	63	Ian THOMPSON	a	12:21:59.467	2:07.376	63	Ian THOMPSON	a	12:26:09.038	2:03.141
77	Linton IRWIN	b	12:17:55.473	2:02.205	2	Freddie STEWART	a	12:22:02.963	2:04.156	2	Freddie STEWART	a	12:26:09.172	2:02.261
41	Mick BRADY	b	12:17:59.650	2:04.878	12	Richard FORD	b	12:22:16.533	2:05.609	51	Andy KILDEA	c	12:26:40.507	1:59.249
12	Richard FORD	b	12:18:03.086	2:05.904	35	Gavan DUFFY	c	12:22:37.396	2:04.270	20	Gary HUTTON	c	12:26:51.676	2:05.104
35	Gavan DUFFY	c	12:18:26.782	2:09.900	51	Andy KILDEA	c	12:22:40.295	2:03.181	41	Mick BRADY	b	12:27:32.087	2:05.639
20	Gary HUTTON	c	12:18:26.948	2:09.428	20	Gary HUTTON	c	12:22:41.507	2:07.089	57	Davy CRAWFORD	c	12:27:36.968	2:12.378
51	Andy KILDEA	c	12:18:28.820	2:10.462	6	Kyle PARKES	c	12:22:44.682	2:06.722	6	Kyle PARKES	c	12:28:31.261	3:40.042
6	Kyle PARKES	c	12:18:29.774	2:10.793	57	Davy CRAWFORD	c	12:23:11.915	2:14.818					
57	Davy CRAWFORD	c	12:18:42.647	2:17.004	41	Mick BRADY	b	12:23:22.818	3:18.511					

KDM HIRE COOKSTOWN 100

CLASSIC 250cc/350cc

Race 5 - Keylite/Designlab Junior Classic



LAP CHART

7

No	Name	Gp	Time of Day	Lap Time
40	Barry DAVIDSON	a	12:26:43.639	1:52.115
66	Ed MANLY	a	12:26:48.481	1:53.849
14	Nigel MOORE	a	12:26:54.357	1:54.567
46	Mark JOHNSON	a	12:27:15.848	1:56.933
87	Brian MATEER	b	12:27:33.469	1:54.946
59	Anthony AMBLER	b	12:27:41.132	1:56.184
9	Sam KINKEAD	a	12:27:45.610	2:00.432
78	Ken PARKES	b	12:27:45.801	2:00.357
76	Philip SHAW	b	12:27:52.028	2:01.031
77	Linton IRWIN	b	12:27:54.822	1:58.372
2	Freddie STEWART	a	12:28:18.732	2:09.560
63	Ian THOMPSON	a	12:28:19.004	2:09.966
51	Andy KILDEA	c	12:28:41.498	2:00.991

ROAD RACE - IRISH CLASSIC 250cc

2019

					#1	
Pos	No.	Name	Total	Diff	Gap	R1
1	87	Brian MATEER	25	0	0	25
2	76	Philip SHAW	20	5	5	20
3	20	Gary HUTTON	16	9	4	16
4	57	Davy CRAWFORD	13	12	3	13
5	6	Kyle PARKES	11	14	2	11

Event Legend

#1 26/04/2019 KDM HIRE COOKSTOWN 100

ROAD RACE - IRISH CLASSIC 350cc

2019

					#1	
Pos	No.	Name	Total	Diff	Gap	R1
1	40	Barry DAVIDSON	25	0	0	25
2	66	Ed MANLY	20	5	5	20
3	14	Nigel MOORE	16	9	4	16
4	46	Mark JOHNSON	13	12	3	13
5	59	Anthony AMBLER	11	14	2	11
6	78	Ken PARKES	10	15	1	10
7	77	Linton IRWIN	9	16	1	9
8	9	Sam KINKEAD	8	17	1	8
9	51	Andy KILDEA	7	18	1	7
10	2	Freddie STEWART	6	19	1	6
11	63	Ian THOMPSON	5	20	1	5
12	41	Mick BRADY	4	21	1	4

Event Legend

#1 26/04/2019 KDM HIRE COOKSTOWN 100

ROAD RACE - ULSTER CLASSIC 250cc

2019

					#1	
Pos	No.	Name	Total	Diff	Gap	R1
1	87	Brian MATEER	25	0	0	25
2	76	Philip SHAW	20	5	5	20
3	20	Gary HUTTON	16	9	4	16
4	57	Davy CRAWFORD	13	12	3	13
5	6	Kyle PARKES	11	14	2	11

Event Legend

#1 26/04/2019 KDM HIRE COOKSTOWN 100

ROAD RACE - ULSTER CLASSIC 350cc

2019

					#1	
Pos	No.	Name	Total	Diff	Gap	R1
1	40	Barry DAVIDSON	25	0	0	25
2	66	Ed MANLY	20	5	5	20
3	14	Nigel MOORE	16	9	4	16
4	46	Mark JOHNSON	13	12	3	13
5	59	Anthony AMBLER	11	14	2	11
6	78	Ken PARKES	10	15	1	10
7	77	Linton IRWIN	9	16	1	9
8	9	Sam KINKEAD	8	17	1	8
9	51	Andy KILDEA	7	18	1	7
10	2	Freddie STEWART	6	19	1	6
11	63	Ian THOMPSON	5	20	1	5
12	41	Mick BRADY	4	21	1	4

Event Legend

#1 26/04/2019 KDM HIRE COOKSTOWN 100