



## COOKSTOWN 100

Friday 26<sup>th</sup> & Saturday 27<sup>th</sup> April 2019

promoted by Cookstown & District MCC  
cookstown100.org



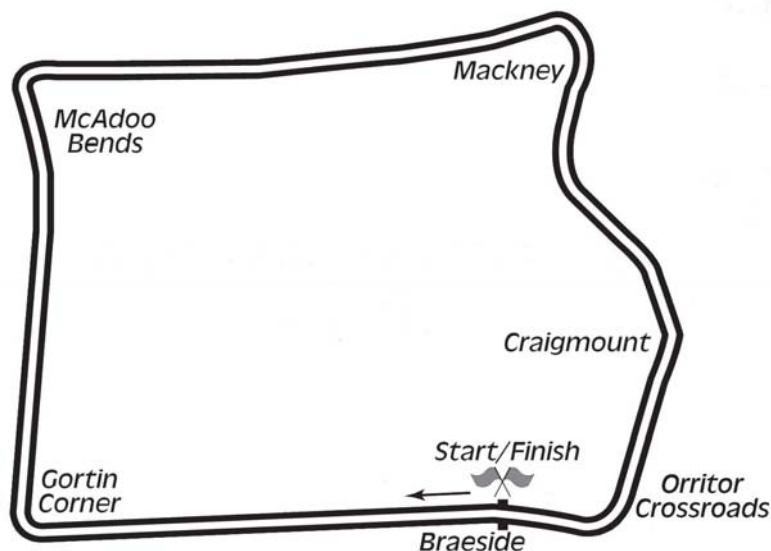
**SUPERTWIN  
&  
SUPERMONO**



Comhairle Ceantair  
**Lár Uladh**  
**Mid Ulster**  
District Council



## Orritor Circuit 2.1 miles



### LAP RECORDS at the start of the meeting

Class	Rider	Machine	m s	mph	Year
125cc	William Dunlop	Honda	1 34.755	79.785	2010
Supersport 300	to be established				
Moto 3	Derek McGee	Honda 250	1 33.802	80.595	2018
250cc	William Dunlop	Honda	1 29.658	84.320	2009
Lightweight Supersport	Darryl Tweed	Kawasaki 400	1 34.604	79.912	2016
Supermono	Shaun Anderson	Kramer 690	1 36.710	78.172	2018
Supertwin	James Cowton	Kawasaki	1 29.657	84.321	2015
Supersport	Michael Dunlop	Yamaha	1 24.783	89.169	2011
Superbike	Michael Dunlop	Honda	1 22.641	91.480	2013
Senior Support	Gary Robinson	Yamaha 600	1 29.956	84.041	2007
Junior Support	Joseph Loughlin	Kawasaki 650	1 30.965	83.109	2017
Classic 1000cc	Wattie Brown	Norton 920	1 40.273	75.394	2006
Classic 500cc	Neill McWhirter	Norton	1 41.491	74.489	2010
Classic 350cc	Paul Coward	Honda	1 43.421	73.099	2004
Classic 250cc	Geoff McMullan	Suzuki	1 47.294	70.461	2006
Forgotten Era	Anthony McColgan	Bimota 750	1 37.178	77.795	2016

### MOST WINS AT COOKSTOWN 100

Ryan Farquhar	26	1996-12 (400-1, 450-2, STWN-4, SSP-5, SBK-13, SJUN-1)
Ray McCullough	14	1967-79 (250-8, 350-3, 500-3)
William Dunlop	14	2006-17 (125-3, 250-5, SSP-5, SBK B-1)
Joey Dunlop	11	1977-98 (125-1, 250-4, 350-2, 500-2, SSP-1, SBK-1)
Robert Dunlop	11	1985-08 (125-7, 250-1, 250 B-1, 350-1, SBK-1)
Barry Davidson	11	2007-18 (250-1, C350-6, C500-4)
Phillip McCallen	10	1987-96 (250-3, 350-1, SSP-2, SBK-4)
Michael Dunlop	10	2006-18 (125-1, 250-1, STWN-2, STWN B-1, SSP-2, SBK-2, SJUN-1)
Richard Ford	9	2008-18 (C250-2, C1000-5, SJUN B-2)
Courtney Junk	8	1974-83 (200-2, 250-4, 350-1, 500-1)
Mervyn Elwood	8	1987-97 (C500-5, C1000-3)

### MOST WINS AT ALL IRISH ROAD RACE MEETINGS (after East Coast Races 2018)

#### Most Wins at All Irish Road Race Meetings

Ryan Farquhar	211	1995-16
Joey Dunlop	156	1971-00
Robert Dunlop	135	1980-08
William Dunlop	119	2005-17
Ray McCullough	109	1960-82
Phillip McCallen	109	1987-99
Michael Dunlop	102	2006-18
Brian Reid	78	1980-94
Darran Lindsay	74	1999-06
Barry Davidson	68	1998-18

# KDM HIRE COOKSTOWN 100

## SUPERTWIN/SUPERMONO

### Group A Qualifying

Friday, 26 April 2019




Pos	Class	No	Name	Machine / Sponsor	----- Best Lap -----				Laps
					Time	Behind	Speed	On	
<b>Qualifying Classification</b>									
1	STWN	65	Michael SWEENEY	Kawasaki - Kiely Heating Racing	1:31.403		82.711	3	5
2	STWN	56	Adam McLEAN	Kawasaki - McAdoo Kawasaki Racing	1:31.645	0.242	82.492	3	5
3	STWN	64	Stephen McKNIGHT	Suzuki - McKnight Racing	1:35.023	3.620	79.560	5	5
4	STWN	28	Paul GARTLAND	Kawasaki - Greenvale Hotel	1:38.504	7.101	76.748	5	5
5	STWN	59	Darryl TWEED	Kawasaki - DH Racing	1:38.913	7.510	76.431	5	5
6	STWN	79	Vincent BRENNAN	Kawasaki - Vinny's Barbers	1:39.170	7.767	76.233	5	5
7	STWN	81	Eoin O'SIOCHRU	Kawasaki	1:39.355	7.952	76.091	5	5
8	STWN	78	Dominic COTTRELL	Suzuki - Dunsany Racing	1:41.431	10.028	74.533	5	5
9	STWN	5	Anthony McCOLGAN	Kawasaki	1:42.556	11.153	73.716	4	5
10	STWN	42	Brian LOUGHLIN	Kawasaki - G2-Tech Racing	1:42.785	11.382	73.552	5	5
11	STWN	76	Mark KIRBY	Kawasaki - MK Racing	1:43.403	12.000	73.112	3	5
12	STWN	29	Alastair HAWORTH	Suzuki	1:43.421	12.018	73.099	4	4
13	STWN	24	Kevin BAKER	Kawasaki - Game On	1:43.975	12.572	72.710	4	5
14	STWN	74	Tommy HENRY	Kawasaki - H O'Kane Motors	1:44.121	12.718	72.608	4	5
15	STWN	43	Jason CASSELLS	Kawasaki	1:44.248	12.845	72.519	3	4
16	STWN	67	Nigel COLGAN	Suzuki	1:45.570	14.167	71.611	4	5
17	STWN	36	James COTTRELL	Suzuki - DDRRSC	1:46.379	14.976	71.067	5	5
18	STWN	31	Robert CAIRNS	Kawasaki	1:47.416	16.013	70.381	4	4
19	STWN	46	Mark JOHNSON	Kawasaki	1:47.889	16.486	70.072	2	3

**No 56 - TRANSPONDER STOPPED WORKING AFTER FIRST LAP**

Provisional result to be confirmed by the Stewards of the Meeting subject to completion of technical inspections & the time limit for protests

Page 1 / 1

Circuit	<b>Orritor</b>	Signed		Organising Club	<b>Cookstown &amp; District MCC</b>
Length(miles)	<b>2.1000</b>		Chief Timekeeper	Qualifying Started	<b>17:23</b>
Weather	<b>Very Light Rain</b>	Issued At:	<b>17:38</b>		
Track	<b>Damp</b>				



**Qualifying Classification**

Position

<b>1</b>	<b>65 Michael SWEENEY</b>			
STWN		Behind		
Best Time	<b>1:31.403</b>	Best Speed	<b>82.711</b>	On 3 Gp
Lap	Elapsed Time	Lap Time	Lap Speed	
2	1:33.321	1:33.321	81.011	
3	3:04.724	1:31.403	82.711	
4	4:37.362	1:32.638	81.608	
5	6:11.719	1:34.357	80.121	

<b>2</b>	<b>56 Adam McLEAN</b>			
STWN		Behind	<b>0.242</b>	
Best Time	<b>1:31.645</b>	Best Speed	<b>82.492</b>	On 3 Gp
Lap	Elapsed Time	Lap Time	Lap Speed	
2	1:32.984	1:32.984	81.304	
3	3:04.629	1:31.645	82.492	
4	4:36.723	1:32.094	82.090	
5	6:08.461	1:31.738	82.409	

<b>3</b>	<b>64 Stephen McKNIGHT</b>			
STWN		Behind	<b>3.620</b>	
Best Time	<b>1:35.023</b>	Best Speed	<b>79.560</b>	On 5 Gp
Lap	Elapsed Time	Lap Time	Lap Speed	
2	1:38.451	1:38.451	76.789	
3	3:15.813	1:37.362	77.648	
4	4:54.449	1:38.636	76.645	
5	6:29.472	1:35.023	79.560	

<b>4</b>	<b>28 Paul GARTLAND</b>			
STWN		Behind	<b>7.101</b>	
Best Time	<b>1:38.504</b>	Best Speed	<b>76.748</b>	On 5 Gp
Lap	Elapsed Time	Lap Time	Lap Speed	
2	1:39.484	1:39.484	75.992	
3	3:18.159	1:38.675	76.615	
4	4:56.827	1:38.668	76.621	
5	6:35.331	1:38.504	76.748	

<b>5</b>	<b>59 Darryl TWEED</b>			
STWN		Behind	<b>7.510</b>	
Best Time	<b>1:38.913</b>	Best Speed	<b>76.431</b>	On 5 Gp
Lap	Elapsed Time	Lap Time	Lap Speed	
2	1:40.636	1:40.636	75.122	
3	3:20.873	1:40.237	75.421	
4	5:00.190	1:39.317	76.120	
5	6:39.103	1:38.913	76.431	

**Qualifying Classification**

Position

<b>6</b>	<b>79 Vincent BRENNAN</b>			
STWN		Behind	<b>7.767</b>	
Best Time	<b>1:39.170</b>	Best Speed	<b>76.233</b>	On 5 Gp
Lap	Elapsed Time	Lap Time	Lap Speed	
2	1:40.052	1:40.052	75.561	
3	3:20.912	1:40.860	74.955	
4	5:03.104	1:42.192	73.978	
5	6:42.274	1:39.170	76.233	

<b>7</b>	<b>81 Eoin O'SIOCHRU</b>			
STWN		Behind	<b>7.952</b>	
Best Time	<b>1:39.355</b>	Best Speed	<b>76.091</b>	On 5 Gp
Lap	Elapsed Time	Lap Time	Lap Speed	
2	1:40.835	1:40.835	74.974	
3	3:20.876	1:40.041	75.569	
4	5:02.719	1:41.843	74.232	
5	6:42.074	1:39.355	76.091	

<b>8</b>	<b>78 Dominic COTTRELL</b>			
STWN		Behind	<b>10.028</b>	
Best Time	<b>1:41.431</b>	Best Speed	<b>74.533</b>	On 5 Gp
Lap	Elapsed Time	Lap Time	Lap Speed	
2	1:47.539	1:47.539	70.300	
3	3:29.565	1:42.026	74.099	
4	5:11.017	1:41.452	74.518	
5	6:52.448	1:41.431	74.533	

<b>9</b>	<b>5 Anthony McCOLGAN</b>			
STWN		Behind	<b>11.153</b>	
Best Time	<b>1:42.556</b>	Best Speed	<b>73.716</b>	On 4 Gp
Lap	Elapsed Time	Lap Time	Lap Speed	
2	1:43.747	1:43.747	72.870	
3	3:28.100	1:44.353	72.446	
4	5:10.656	1:42.556	73.716	
5	6:53.423	1:42.767	73.564	

<b>10</b>	<b>42 Brian LOUGHLIN</b>			
STWN		Behind	<b>11.382</b>	
Best Time	<b>1:42.785</b>	Best Speed	<b>73.552</b>	On 5 Gp
Lap	Elapsed Time	Lap Time	Lap Speed	
2	1:46.040	1:46.040	71.294	
3	3:30.037	1:43.997	72.694	
4	5:13.316	1:43.279	73.200	
5	6:56.101	1:42.785	73.552	





SUPERTWIN/SUPERMONO

Group A Qualifying

Friday, 26 April 2019

DETAILED RESULT

Qualifying Classification

Position

<b>11</b>	<b>76 Mark KIRBY</b>			
STWN		Behind	<b>12.000</b>	
Best Time	<b>1:43.403</b>	Best Speed	<b>73.112</b>	On 3 Gp
Lap	Elapsed Time	Lap Time	Lap Speed	
2	1:47.526	1:47.526	70.309	
3	3:30.929	1:43.403	73.112	
4	5:14.704	1:43.775	72.850	
5	6:59.064	1:44.360	72.442	

<b>12</b>	<b>29 Alastair HAWORTH</b>			
STWN		Behind	<b>12.018</b>	
Best Time	<b>1:43.421</b>	Best Speed	<b>73.099</b>	On 4 Gp
Lap	Elapsed Time	Lap Time	Lap Speed	
2	1:45.085	1:45.085	71.942	
3	3:28.629	1:43.544	73.012	
4	5:12.050	1:43.421	73.099	

<b>13</b>	<b>24 Kevin BAKER</b>			
STWN		Behind	<b>12.572</b>	
Best Time	<b>1:43.975</b>	Best Speed	<b>72.710</b>	On 4 Gp
Lap	Elapsed Time	Lap Time	Lap Speed	
2	1:48.631	1:48.631	69.593	
3	3:37.411	1:48.780	69.498	
4	5:21.386	1:43.975	72.710	
5	7:06.265	1:44.879	72.083	

<b>14</b>	<b>74 Tommy HENRY</b>			
STWN		Behind	<b>12.718</b>	
Best Time	<b>1:44.121</b>	Best Speed	<b>72.608</b>	On 4 Gp
Lap	Elapsed Time	Lap Time	Lap Speed	
2	1:47.149	1:47.149	70.556	
3	3:31.429	1:44.280	72.497	
4	5:15.550	1:44.121	72.608	
5	7:00.550	1:45.000	72.000	

<b>15</b>	<b>43 Jason CASSELLS</b>			
STWN		Behind	<b>12.845</b>	
Best Time	<b>1:44.248</b>	Best Speed	<b>72.519</b>	On 3 Gp
Lap	Elapsed Time	Lap Time	Lap Speed	
2	1:46.681	1:46.681	70.865	
3	3:30.929	1:44.248	72.519	
4	5:16.236	1:45.307	71.790	

Qualifying Classification

Position

<b>16</b>	<b>67 Nigel COLGAN</b>			
STWN		Behind	<b>14.167</b>	
Best Time	<b>1:45.570</b>	Best Speed	<b>71.611</b>	On 4 Gp
Lap	Elapsed Time	Lap Time	Lap Speed	
2	1:47.436	1:47.436	70.367	
3	3:33.140	1:45.704	71.520	
4	5:18.710	1:45.570	71.611	
5	7:05.099	1:46.389	71.060	

<b>17</b>	<b>36 James COTTRELL</b>			
STWN		Behind	<b>14.976</b>	
Best Time	<b>1:46.379</b>	Best Speed	<b>71.067</b>	On 5 Gp
Lap	Elapsed Time	Lap Time	Lap Speed	
2	1:48.535	1:48.535	69.655	
3	3:37.542	1:49.007	69.353	
4	5:26.567	1:49.025	69.342	
5	7:12.946	1:46.379	71.067	

<b>18</b>	<b>31 Robert CAIRNS</b>			
STWN		Behind	<b>16.013</b>	
Best Time	<b>1:47.416</b>	Best Speed	<b>70.381</b>	On 4 Gp
Lap	Elapsed Time	Lap Time	Lap Speed	
2	1:50.683	1:50.683	68.303	
3	3:39.784	1:49.101	69.294	
4	5:27.200	1:47.416	70.381	

<b>19</b>	<b>46 Mark JOHNSON</b>			
STWN		Behind	<b>16.486</b>	
Best Time	<b>1:47.889</b>	Best Speed	<b>70.072</b>	On 2 Gp
Lap	Elapsed Time	Lap Time	Lap Speed	
2	1:47.889	1:47.889	70.072	
3	3:37.830	1:49.941	68.764	



# KDM HIRE COOKSTOWN 100

## SUPERTWIN/SUPERMONO

### Group B Qualifying


Friday, 26 April 2019



Pos	Class	No	Name	Machine / Sponsor	----- Best Lap -----				Laps
					Time	Behind	Speed	On	
<b>Qualifying Classification</b>									
1	STWN	86	Derek McGEE	Kawasaki - KMR Kawasaki	1:43.425		73.096	5	5
2	STWN	109	Neil KERNOHAN	Kawasaki	1:46.108	2.683	71.248	3	5
3	STWN	138	Paul WILLIAMS	Kawasaki	1:48.256	4.831	69.834	4	5
4	STWN	311	Brad VICARS	Kawasaki - VRS Racing	1:50.682	7.257	68.304	5	5
5	STWN	777	Shaun WYNNE	Kawasaki - SMW Racing	1:54.917	11.492	65.787	5	5
6	STWN	111	Noel SMITH	Kawasaki	1:55.570	12.145	65.415	5	5
7	STWN	96	Andy FARRELL	Kawasaki	1:56.043	12.618	65.148	5	5
8	STWN	160	Ben PLANT	Kawasaki	2:01.495	18.070	62.225	5	5
9	STWN	108	Francis O'HARA	Kawasaki	2:01.733	18.308	62.103	4	5
10	STWN	179	James ROTHERY	Suzuki - Ambler Racing	2:05.191	21.766	60.388	4	4
11	STWN	211	Tim STEPHENSON	Suzuki - KSS				0	

Provisional result to be confirmed by the Stewards of the Meeting subject to completion of technical inspections & the time limit for protests

Page 1 / 1

Circuit	<b>Orritor</b>	Signed		Organising Club	<b>Cookstown &amp; District MCC</b>
Length(miles)	<b>2.1000</b>		Chief Timekeeper	Qualifying Started	<b>18:01</b>
Weather	<b>Rain</b>	Issued At:	18:15		
Track	<b>Wet</b>				



**Qualifying Classification**

Position

<b>1</b>	<b>86 Derek McGEE</b>			
STWN		Behind		
Best Time	<b>1:43.425</b>	Best Speed	<b>73.096</b>	On 5 Gp
Lap	Elapsed Time	Lap Time	Lap Speed	
1	2:15.714	2:15.714	55.705	
2	4:03.710	1:47.996	70.003	
3	5:48.540	1:44.830	72.117	
4	7:32.443	1:43.903	72.760	
5	9:15.868	1:43.425	73.096	

<b>2</b>	<b>109 Neil KERNOHAN</b>			
STWN		Behind	<b>2.683</b>	
Best Time	<b>1:46.108</b>	Best Speed	<b>71.248</b>	On 3 Gp
Lap	Elapsed Time	Lap Time	Lap Speed	
1	1:58.792	1:58.792	63.641	
2	3:45.064	1:46.272	71.138	
3	5:31.172	1:46.108	71.248	
4	7:19.879	1:48.707	69.545	
5	9:07.412	1:47.533	70.304	

<b>3</b>	<b>138 Paul WILLIAMS</b>			
STWN		Behind	<b>4.831</b>	
Best Time	<b>1:48.256</b>	Best Speed	<b>69.834</b>	On 4 Gp
Lap	Elapsed Time	Lap Time	Lap Speed	
1	2:14.615	2:14.615	56.160	
2	4:07.291	1:52.676	67.095	
3	5:55.751	1:48.460	69.703	
4	7:44.007	1:48.256	69.834	
5	9:32.919	1:48.912	69.414	

<b>4</b>	<b>311 Brad VICARS</b>			
STWN		Behind	<b>7.257</b>	
Best Time	<b>1:50.682</b>	Best Speed	<b>68.304</b>	On 5 Gp
Lap	Elapsed Time	Lap Time	Lap Speed	
1	2:31.395	2:31.395	49.936	
2	4:25.867	1:54.472	66.042	
3	6:19.930	1:54.063	66.279	
4	8:12.619	1:52.689	67.087	
5	10:03.301	1:50.682	68.304	

**Qualifying Classification**

Position

<b>5</b>	<b>777 Shaun WYNNE</b>			
STWN		Behind	<b>11.492</b>	
Best Time	<b>1:54.917</b>	Best Speed	<b>65.787</b>	On 5 Gp
Lap	Elapsed Time	Lap Time	Lap Speed	
1	2:21.994	2:21.994	53.242	
2	4:20.580	1:58.586	63.751	
3	6:16.821	1:56.241	65.037	
4	8:13.512	1:56.691	64.786	
5	10:08.429	1:54.917	65.787	

<b>6</b>	<b>111 Noel SMITH</b>			
STWN		Behind	<b>12.145</b>	
Best Time	<b>1:55.570</b>	Best Speed	<b>65.415</b>	On 5 Gp
Lap	Elapsed Time	Lap Time	Lap Speed	
1	2:30.146	2:30.146	50.351	
2	4:32.314	2:02.168	61.882	
3	6:32.282	1:59.968	63.017	
4	8:30.272	1:57.990	64.073	
5	10:25.842	1:55.570	65.415	

<b>7</b>	<b>96 Andy FARRELL</b>			
STWN		Behind	<b>12.618</b>	
Best Time	<b>1:56.043</b>	Best Speed	<b>65.148</b>	On 5 Gp
Lap	Elapsed Time	Lap Time	Lap Speed	
1	2:13.569	2:13.569	56.600	
2	4:11.696	1:58.127	63.999	
3	6:10.806	1:59.110	63.471	
4	8:07.023	1:56.217	65.051	
5	10:03.066	1:56.043	65.148	

<b>8</b>	<b>160 Ben PLANT</b>			
STWN		Behind	<b>18.070</b>	
Best Time	<b>2:01.495</b>	Best Speed	<b>62.225</b>	On 5 Gp
Lap	Elapsed Time	Lap Time	Lap Speed	
1	2:25.290	2:25.290	52.034	
2	4:29.872	2:04.582	60.683	
3	6:32.295	2:02.423	61.753	
4	8:34.279	2:01.984	61.975	
5	10:35.774	2:01.495	62.225	





# KDM HIRE COOKSTOWN 100

## SUPERTWIN/SUPERMONO

### Group B Qualifying

Friday, 26 April 2019

## DETAILED RESULT



### Qualifying Classification

Position

#### **9** 108 Francis O'HARA

STWN Behind **18.308**

Best Time **2:01.733** Best Speed **62.103** On **4** Gp

Lap	Elapsed Time	Lap Time	Lap Speed
1	2:18.368	2:18.368	54.637
2	4:25.035	2:06.667	59.684
3	6:28.139	2:03.104	61.411
4	8:29.872	2:01.733	62.103
5	10:33.380	2:03.508	61.211

#### **10** 179 James ROTHERY

STWN Behind **21.766**

Best Time **2:05.191** Best Speed **60.388** On **4** Gp

Lap	Elapsed Time	Lap Time	Lap Speed
1	2:51.170	2:51.170	44.167
2	4:57.214	2:06.044	59.979
3	7:02.945	2:05.731	60.128
4	9:08.136	2:05.191	60.388



**KDM HIRE COOKSTOWN 100**

SUPERTWIN/SUPERMONO

Orriotr 2.100 miles

R6: Hayes Fuels Supertwin/Supermono A

27/04/2019 12:35

Race (7 Laps)

**RACE 6 - SUPERTWIN A**

11	24 A		
10	179 A	76 B	29 C
9	5 A	108 B	42 C
8			
7	78 A	160 B	
6	111 A	81 B	96 C
5	59 A	777 B	79 C
4			
3	28 A	311 B	
2	109 A	64 B	138 C
1	65 A	86 B	56 C

POLE POSITION



Promoted by Cookstown and District Motorcycle Club

Orbits

Provisional result to be confirmed by the Stewards of the Meeting subject to the completion of technical inspections and the time limit for protests  
MCUI (Ulster Centre) Timing @ www.elaps-timing.com




**KDM HIRE COOKSTOWN 100**

SUPERTWIN/SUPERMONO

Orriotr 2.100 miles

R7: Hayes Fuels Supertwin/Supermono B


27/04/2019 13:00

Race (6 Laps)

**RACE 7 - SUPERTWIN B**

3	211 A		
2	36 A	31 B	46 C
1	74 A	43 B	67 C
	A	B	C

POLE POSITION



Promoted by Cookstown and District Motorcycle Club

Orbits

Provisional result to be confirmed by the Stewards of the Meeting subject to the completion of technical inspections and the time limit for protests  
MCUI (Ulster Centre) Timing @ www.elaps-timing.com




# KDM HIRE COOKSTOWN 100

## SUPERTWIN/SUPERMONO

### Race 6 - Hayes Fuels Supertwin/Supermono A

Saturday, 27 April 2019



-----Best Lap-----  
Pos Class No Name Machine / Sponsor Gp Lap Total Time Behind Speed Time Speed On

#### Race Classification

1	STWN	86	Derek McGEE	Kawasaki - KMR Kawasaki	a	7	11:20.096		77.813	1:34.938	79.631	3
2	STWN	56	Adam McLEAN	Kawasaki - McAdoo Kawasaki Racing	a	7	11:20.653	0.557	77.749	1:34.971	79.603	3
3	STWN	65	Michael SWEENEY	Kawasaki - Kiely Heating Racing	a	7	11:21.342	1.246	77.670	1:34.978	79.597	3
4	STWN	64	Stephen McKNIGHT	Suzuki - McKnight Racing	a	7	11:38.145	18.049	75.801	1:36.530	78.318	3
5	STWN	138	Paul WILLIAMS	Kawasaki	a	7	11:39.068	18.972	75.701	1:37.321	77.681	2
6	STWN	109	Neil KERNOHAN	Kawasaki	a	7	11:40.130	20.034	75.586	1:36.628	78.238	3
7	STWN	28	Paul GARTLAND	Kawasaki - Greenvale Hotel	a	7	11:41.914	21.818	75.394	1:37.058	77.892	2
8	STWN	311	Brad VICARS	Kawasaki - VRS Racing	a	7	11:51.794	31.698	74.347	1:37.442	77.585	2
9	STWN	59	Darryl TWEED	Kawasaki - DH Racing	b	7	12:14.559	54.463	72.043	1:40.637	75.121	2
10	STWN	5	Anthony McCOLGAN	Kawasaki	c	7	12:26.914	1:06.818	70.852	1:42.249	73.937	2
11	STWN	78	Dominic COTTRELL	Suzuki - Dunsany Racing	b	7	12:28.689	1:08.593	70.684	1:45.214	71.854	3
12	STWN	777	Shaun WYNNE	Kawasaki - SMW Racing	b	7	12:49.946	1:29.850	68.732	1:47.652	70.226	2
13	STWN	76	Mark KIRBY	Kawasaki - MK Racing	c	6	10:53.201	1 Lap	69.443	1:44.671	72.226	3
14	STWN	24	Kevin BAKER	Kawasaki - Game On	c	6	10:58.288	1 Lap	68.906	1:46.279	71.134	3
15	STWN	42	Brian LOUGHLIN	Kawasaki - G2-Tech Racing	c	6	10:58.869	1 Lap	68.845	1:45.409	71.721	3
16	STWN	108	Francis O'HARA	Kawasaki	c	6	11:09.197	1 Lap	67.783	1:48.278	69.820	2
17	STWN	160	Ben PLANT	Kawasaki	b	6	11:13.710	1 Lap	67.329	1:50.214	68.594	3
18	STWN	179	James ROTHERY	Suzuki - Ambler Racing	c	6	11:23.271	1 Lap	66.387	1:50.032	68.707	3

#### Fastest Lap


STWN	86	Derek McGEE	Kawasaki - KMR Kawasaki							1:34.938	79.631	3
------	----	-------------	-------------------------	--	--	--	--	--	--	----------	--------	---

#### Not Classified

DNF	STWN	81	Eoin O'SIOCHRU	Kawasaki	b	3	5:11.610		72.783	1:41.346	74.596	2
DNF	STWN	79	Vincent BRENNAN	Kawasaki - Vinny's Barbers	b	1	1:45.268		71.817	1:59.938	63.033	1

Provisional result to be confirmed by the Stewards of the Meeting subject to completion of technical inspections & the time limit for protests

Page 1 / 1

Circuit	<b>Orritor</b>	Signed		Organising Club	<b>Cookstown &amp; District MCC</b>
Length(miles)	<b>2.1000</b>		Chief Timekeeper	Race Started	<b>12:46</b>
Weather	<b>Light rain</b>	Issued At:	<b>13:05</b>	Gp Time Diff - b 14.67 / c 32.63	
Track	<b>Damp</b>				



SUPERTWIN/SUPERMONO

Race 6 - Hayes Fuels Supertwin/Supermono A

Saturday, 27 April 2019

DETAILED RESULT

**Race Classification**

**1 86 Derek McGEE**

Total Time **11:20.096** Avg Speed **77.813** Behind  
 Best Time **1:34.938** Best Speed **79.631** On **3** Gp **a**

Lap	Elapsed Time	Lap Time	Lap Speed
1	1:41.136	1:41.136	74.751
2	3:16.524	1:35.388	79.255
3	4:51.462	1:34.938	79.631
4	6:26.698	1:35.236	79.382
5	8:03.661	1:36.963	77.968
6	9:41.170	1:37.509	77.531
7	11:20.096	1:38.926	76.421

**2 56 Adam McLEAN**

Total Time **11:20.653** Avg Speed **77.749** Behind **0.557**  
 Best Time **1:34.971** Best Speed **79.603** On **3** Gp **a**

Lap	Elapsed Time	Lap Time	Lap Speed
1	1:40.918	1:40.918	74.912
2	3:16.171	1:35.253	79.368
3	4:51.142	1:34.971	79.603
4	6:26.420	1:35.278	79.347
5	8:03.671	1:37.251	77.737
6	9:41.429	1:37.758	77.334
7	11:20.653	1:39.224	76.191

**3 65 Michael SWEENEY**

Total Time **11:21.342** Avg Speed **77.670** Behind **1.246**  
 Best Time **1:34.978** Best Speed **79.597** On **3** Gp **a**

Lap	Elapsed Time	Lap Time	Lap Speed
1	1:41.378	1:41.378	74.572
2	3:16.844	1:35.466	79.190
3	4:51.822	1:34.978	79.597
4	6:27.311	1:35.489	79.171
5	8:04.221	1:36.910	78.011
6	9:42.190	1:37.969	77.167
7	11:21.342	1:39.152	76.247

**Race Classification**

**4 64 Stephen McKNIGHT**

Total Time **11:38.145** Avg Speed **75.801** Behind **18.049**  
 Best Time **1:36.530** Best Speed **78.318** On **3** Gp **a**

Lap	Elapsed Time	Lap Time	Lap Speed
1	1:43.098	1:43.098	73.328
2	3:20.290	1:37.192	77.784
3	4:56.820	1:36.530	78.318
4	6:36.805	1:39.985	75.611
5	8:17.133	1:40.328	75.353
6	9:57.232	1:40.099	75.525
7	11:38.145	1:40.913	74.916

**5 138 Paul WILLIAMS**

Total Time **11:39.068** Avg Speed **75.701** Behind **18.972**  
 Best Time **1:37.321** Best Speed **77.681** On **2** Gp **a**

Lap	Elapsed Time	Lap Time	Lap Speed
1	1:44.867	1:44.867	72.091
2	3:22.188	1:37.321	77.681
3	5:00.189	1:38.001	77.142
4	6:38.549	1:38.360	76.861
5	8:18.285	1:39.736	75.800
6	9:57.564	1:39.279	76.149
7	11:39.068	1:41.504	74.480

**6 109 Neil KERNOHAN**

Total Time **11:40.130** Avg Speed **75.586** Behind **20.034**  
 Best Time **1:36.628** Best Speed **78.238** On **3** Gp **a**

Lap	Elapsed Time	Lap Time	Lap Speed
1	1:44.200	1:44.200	72.553
2	3:21.015	1:36.815	78.087
3	4:57.643	1:36.628	78.238
4	6:37.444	1:39.801	75.751
5	8:18.042	1:40.598	75.151
6	9:59.184	1:41.142	74.746
7	11:40.130	1:40.946	74.892





SUPERTWIN/SUPERMONO

Race 6 - Hayes Fuels Supertwin/Supermono A

Saturday, 27 April 2019

DETAILED RESULT

**Race Classification**

**7 28 Paul GARTLAND**

Total Time **11:41.914** Avg Speed **75.394** Behind **21.818**  
 Best Time **1:37.058** Best Speed **77.892** On **2** Gp **a**

Lap	Elapsed Time	Lap Time	Lap Speed
1	1:44.763	1:44.763	72.163
2	3:21.821	1:37.058	77.892
3	4:59.273	1:37.452	77.577
4	6:38.372	1:39.099	76.287
5	8:18.901	1:40.529	75.202
6	9:59.547	1:40.646	75.115
7	11:41.914	1:42.367	73.852

**8 311 Brad VICARS**

Total Time **11:51.794** Avg Speed **74.347** Behind **31.698**  
 Best Time **1:37.442** Best Speed **77.585** On **2** Gp **a**

Lap	Elapsed Time	Lap Time	Lap Speed
1	1:45.646	1:45.646	71.560
2	3:23.088	1:37.442	77.585
3	5:01.594	1:38.506	76.747
4	6:42.681	1:41.087	74.787
5	8:24.544	1:41.863	74.217
6	10:07.257	1:42.713	73.603
7	11:51.794	1:44.537	72.319

**9 59 Darryl TWEED**

Total Time **12:14.559** Avg Speed **72.043** Behind **54.463**  
 Best Time **1:40.637** Best Speed **75.121** On **2** Gp **b**

Lap	Elapsed Time	Lap Time	Lap Speed
1	1:48.261	1:48.261	69.831
2	3:28.898	1:40.637	75.121
3	5:09.891	1:40.993	74.857
4	6:55.083	1:45.192	71.869
5	8:41.172	1:46.089	71.261
6	10:27.690	1:46.518	70.974
7	12:14.559	1:46.869	70.741

**Race Classification**

**10 5 Anthony McCOLGAN**

Total Time **12:26.914** Avg Speed **70.852** Behind **1:06.818**  
 Best Time **1:42.249** Best Speed **73.937** On **2** Gp **c**

Lap	Elapsed Time	Lap Time	Lap Speed
1	1:47.411	1:47.411	70.384
2	3:29.660	1:42.249	73.937
3	5:13.184	1:43.524	73.027
4	7:00.393	1:47.209	70.516
5	8:48.693	1:48.300	69.806
6	10:37.629	1:48.936	69.399
7	12:26.914	1:49.285	69.177

**11 78 Dominic COTTRELL**

Total Time **12:28.689** Avg Speed **70.684** Behind **1:08.593**  
 Best Time **1:45.214** Best Speed **71.854** On **3** Gp **b**

Lap	Elapsed Time	Lap Time	Lap Speed
1	1:50.299	1:50.299	68.541
2	3:35.766	1:45.467	71.681
3	5:20.980	1:45.214	71.854
4	7:06.806	1:45.826	71.438
5	8:53.507	1:46.701	70.852
6	10:39.160	1:45.653	71.555
7	12:28.689	1:49.529	69.023

**12 777 Shaun WYNNE**

Total Time **12:49.946** Avg Speed **68.732** Behind **1:29.850**  
 Best Time **1:47.652** Best Speed **70.226** On **2** Gp **b**

Lap	Elapsed Time	Lap Time	Lap Speed
1	1:53.076	1:53.076	66.858
2	3:40.728	1:47.652	70.226
3	5:28.890	1:48.162	69.895
4	7:18.537	1:49.647	68.949
5	9:09.623	1:51.086	68.055
6	10:59.837	1:50.214	68.594
7	12:49.946	1:50.109	68.659

**13 76 Mark KIRBY**

Total Time **10:53.201** Avg Speed **69.443** Behind **1 Lap**  
 Best Time **1:44.671** Best Speed **72.226** On **3** Gp **c**

Lap	Elapsed Time	Lap Time	Lap Speed
1	1:55.786	1:55.786	65.293
2	3:42.355	1:46.569	70.940
3	5:27.026	1:44.671	72.226
4	7:15.145	1:48.119	69.923
5	9:05.360	1:50.215	68.593
6	10:53.201	1:47.841	70.103





**Race Classification**

**14 24 Kevin BAKER**

Total Time **10:58.288** Avg Speed **68.906** Behind **1 Lap**  
 Best Time **1:46.279** Best Speed **71.134** On **3** Gp **c**

Lap	Elapsed Time	Lap Time	Lap Speed
1	1:51.724	1:51.724	67.667
2	3:39.101	1:47.377	70.406
3	5:25.380	1:46.279	71.134
4	7:14.785	1:49.405	69.101
5	9:05.811	1:51.026	68.092
6	10:58.288	1:52.477	67.214

**15 42 Brian LOUGHLIN**

Total Time **10:58.869** Avg Speed **68.845** Behind **1 Lap**  
 Best Time **1:45.409** Best Speed **71.721** On **3** Gp **c**

Lap	Elapsed Time	Lap Time	Lap Speed
1	1:52.976	1:52.976	66.917
2	3:38.531	1:45.555	71.621
3	5:23.940	1:45.409	71.721
4	7:14.532	1:50.592	68.359
5	9:05.136	1:50.604	68.352
6	10:58.869	1:53.733	66.471

**16 108 Francis O'HARA**

Total Time **11:09.197** Avg Speed **67.783** Behind **1 Lap**  
 Best Time **1:48.278** Best Speed **69.820** On **2** Gp **c**

Lap	Elapsed Time	Lap Time	Lap Speed
1	1:58.700	1:58.700	63.690
2	3:46.978	1:48.278	69.820
3	5:36.530	1:49.552	69.008
4	7:27.477	1:50.947	68.141
5	9:17.617	1:50.140	68.640
6	11:09.197	1:51.580	67.754

**17 160 Ben PLANT**

Total Time **11:13.710** Avg Speed **67.329** Behind **1 Lap**  
 Best Time **1:50.214** Best Speed **68.594** On **3** Gp **b**

Lap	Elapsed Time	Lap Time	Lap Speed
1	1:55.625	1:55.625	65.384
2	3:45.886	1:50.261	68.565
3	5:36.100	1:50.214	68.594
4	7:26.942	1:50.842	68.205
5	9:20.185	1:53.243	66.759
6	11:13.710	1:53.525	66.593

**Race Classification**

**18 179 James ROTHERY**

Total Time **11:23.271** Avg Speed **66.387** Behind **1 Lap**  
 Best Time **1:50.032** Best Speed **68.707** On **3** Gp **c**

Lap	Elapsed Time	Lap Time	Lap Speed
1	1:58.330	1:58.330	63.889
2	3:48.670	1:50.340	68.515
3	5:38.702	1:50.032	68.707
4	7:31.526	1:52.824	67.007
5	9:28.437	1:56.911	64.665
6	11:23.271	1:54.834	65.834

**Not Classified**

**DNF 81 Eoin O'SIOCHRU**

Total Time **5:11.610** Avg Speed **72.783** Behind  
 Best Time **1:41.346** Best Speed **74.596** On **2** Gp **b**

Lap	Elapsed Time	Lap Time	Lap Speed
1	1:48.344	1:48.344	69.778
2	3:29.690	1:41.346	74.596
3	5:11.610	1:41.920	74.176

**DNF 79 Vincent BRENNAN**

Total Time **1:45.268** Avg Speed **71.817** Behind  
 Best Time **1:59.938** Best Speed **63.033** On **1** Gp **b**

Lap	Elapsed Time	Lap Time	Lap Speed
1	1:45.268	1:45.268	71.817



# KDM HIRE COOKSTOWN 100

## SUPERTWIN/SUPERMONO

### Race 6 - Hayes Fuels Supertwin/Supermono A

# LAP CHART



**1**

No	Name	Gp	Time of Day	Lap Time
56	Adam McLEAN	a	12:48:25.373	1:40.918
86	Derek McGEE	a	12:48:25.591	1:41.136
65	Michael SWEENEY	a	12:48:25.833	1:41.378
64	Stephen McKNIGHT	a	12:48:27.553	1:43.098
109	Neil KERNOHAN	a	12:48:28.655	1:44.200
28	Paul GARTLAND	a	12:48:29.218	1:44.763
138	Paul WILLIAMS	a	12:48:29.322	1:44.867
79	Vincent BRENNAN	b	12:48:29.723	1:45.268
311	Brad VICARS	a	12:48:30.101	1:45.646
5	Anthony McCOLGAN	c	12:48:31.866	1:47.411
59	Darryl TWEED	b	12:48:32.716	1:48.261
81	Eoin O'SIOCHRU	b	12:48:32.799	1:48.344
78	Dominic COTTRELL	b	12:48:34.754	1:50.299
24	Kevin BAKER	c	12:48:36.179	1:51.724
42	Brian LOUGHLIN	c	12:48:37.431	1:52.976
777	Shaun WYNNE	b	12:48:37.531	1:53.076
160	Ben PLANT	b	12:48:40.080	1:55.625
76	Mark KIRBY	c	12:48:40.241	1:55.786
179	James ROTHERY	c	12:48:42.785	1:58.330
108	Francis O'HARA	c	12:48:43.155	1:58.700

**2**

No	Name	Gp	Time of Day	Lap Time
56	Adam McLEAN	a	12:50:00.626	1:35.253
86	Derek McGEE	a	12:50:00.979	1:35.388
65	Michael SWEENEY	a	12:50:01.299	1:35.466
64	Stephen McKNIGHT	a	12:50:04.745	1:37.192
109	Neil KERNOHAN	a	12:50:05.470	1:36.815
28	Paul GARTLAND	a	12:50:06.276	1:37.058
138	Paul WILLIAMS	a	12:50:06.643	1:37.321
311	Brad VICARS	a	12:50:07.543	1:37.442
59	Darryl TWEED	b	12:50:13.353	1:40.637
5	Anthony McCOLGAN	c	12:50:14.115	1:42.249
81	Eoin O'SIOCHRU	b	12:50:14.145	1:41.346
78	Dominic COTTRELL	b	12:50:20.221	1:45.467
42	Brian LOUGHLIN	c	12:50:22.986	1:45.555
24	Kevin BAKER	c	12:50:23.556	1:47.377
777	Shaun WYNNE	b	12:50:25.183	1:47.652
76	Mark KIRBY	c	12:50:26.810	1:46.569
160	Ben PLANT	b	12:50:30.341	1:50.261
108	Francis O'HARA	c	12:50:31.433	1:48.278
179	James ROTHERY	c	12:50:33.125	1:50.340

**3**

No	Name	Gp	Time of Day	Lap Time
56	Adam McLEAN	a	12:51:35.597	1:34.971
86	Derek McGEE	a	12:51:35.917	1:34.938
65	Michael SWEENEY	a	12:51:36.277	1:34.978
64	Stephen McKNIGHT	a	12:51:41.275	1:36.530
109	Neil KERNOHAN	a	12:51:42.098	1:36.628
28	Paul GARTLAND	a	12:51:43.728	1:37.452
138	Paul WILLIAMS	a	12:51:44.644	1:38.001
311	Brad VICARS	a	12:51:46.049	1:38.506
59	Darryl TWEED	b	12:51:54.346	1:40.993
81	Eoin O'SIOCHRU	b	12:51:56.065	1:41.920
5	Anthony McCOLGAN	c	12:51:57.639	1:43.524
78	Dominic COTTRELL	b	12:52:05.435	1:45.214
42	Brian LOUGHLIN	c	12:52:08.395	1:45.409
24	Kevin BAKER	c	12:52:09.835	1:46.279
76	Mark KIRBY	c	12:52:11.481	1:44.671
777	Shaun WYNNE	b	12:52:13.345	1:48.162
160	Ben PLANT	b	12:52:20.555	1:50.214
108	Francis O'HARA	c	12:52:20.985	1:49.552
179	James ROTHERY	c	12:52:23.157	1:50.032

**4**

No	Name	Gp	Time of Day	Lap Time
56	Adam McLEAN	a	12:53:10.875	1:35.278
86	Derek McGEE	a	12:53:11.153	1:35.236
65	Michael SWEENEY	a	12:53:11.766	1:35.489
64	Stephen McKNIGHT	a	12:53:21.260	1:39.985
109	Neil KERNOHAN	a	12:53:21.899	1:39.801
28	Paul GARTLAND	a	12:53:22.827	1:39.099
138	Paul WILLIAMS	a	12:53:23.004	1:38.360
311	Brad VICARS	a	12:53:27.136	1:41.087
59	Darryl TWEED	b	12:53:39.538	1:45.192
5	Anthony McCOLGAN	c	12:53:44.848	1:47.209
78	Dominic COTTRELL	b	12:53:51.261	1:45.826
42	Brian LOUGHLIN	c	12:53:58.987	1:50.592
24	Kevin BAKER	c	12:53:59.240	1:49.405
76	Mark KIRBY	c	12:53:59.600	1:48.119
777	Shaun WYNNE	b	12:54:02.992	1:49.647
160	Ben PLANT	b	12:54:11.397	1:50.842
108	Francis O'HARA	c	12:54:11.932	1:50.947
179	James ROTHERY	c	12:54:15.981	1:52.824

**5**

No	Name	Gp	Time of Day	Lap Time
86	Derek McGEE	a	12:54:48.116	1:36.963
56	Adam McLEAN	a	12:54:48.126	1:37.251
65	Michael SWEENEY	a	12:54:48.676	1:36.910
64	Stephen McKNIGHT	a	12:55:01.588	1:40.328
109	Neil KERNOHAN	a	12:55:02.497	1:40.598
138	Paul WILLIAMS	a	12:55:02.740	1:39.736
28	Paul GARTLAND	a	12:55:03.356	1:40.529
311	Brad VICARS	a	12:55:08.999	1:41.863
59	Darryl TWEED	b	12:55:25.627	1:46.089
5	Anthony McCOLGAN	c	12:55:33.148	1:48.300
78	Dominic COTTRELL	b	12:55:37.962	1:46.701
42	Brian LOUGHLIN	c	12:55:49.591	1:50.604
76	Mark KIRBY	c	12:55:49.815	1:50.215
24	Kevin BAKER	c	12:55:50.266	1:51.026
777	Shaun WYNNE	b	12:55:54.078	1:51.086
108	Francis O'HARA	c	12:56:02.072	1:50.140
160	Ben PLANT	b	12:56:04.640	1:53.243
179	James ROTHERY	c	12:56:12.892	1:56.911

**6**

No	Name	Gp	Time of Day	Lap Time
86	Derek McGEE	a	12:56:25.625	1:37.509
56	Adam McLEAN	a	12:56:25.884	1:37.758
65	Michael SWEENEY	a	12:56:26.645	1:37.969
64	Stephen McKNIGHT	a	12:56:41.687	1:40.099
138	Paul WILLIAMS	a	12:56:42.019	1:39.279
109	Neil KERNOHAN	a	12:56:43.639	1:41.142
28	Paul GARTLAND	a	12:56:44.002	1:40.646
311	Brad VICARS	a	12:56:51.712	1:42.713
59	Darryl TWEED	b	12:57:12.145	1:46.518
5	Anthony McCOLGAN	c	12:57:22.084	1:48.936
78	Dominic COTTRELL	b	12:57:23.615	1:45.653
76	Mark KIRBY	c	12:57:37.656	1:47.841
24	Kevin BAKER	c	12:57:42.743	1:52.477
42	Brian LOUGHLIN	c	12:57:43.324	1:53.733
777	Shaun WYNNE	b	12:57:44.292	1:50.214
108	Francis O'HARA	c	12:57:53.652	1:51.580
160	Ben PLANT	b	12:57:58.165	1:53.525
179	James ROTHERY	c	12:58:07.726	1:54.834





# KDM HIRE COOKSTOWN 100

## SUPERTWIN/SUPERMONO

### Race 6 - Hayes Fuels Supertwin/Supermono A

# LAP CHART



7

No	Name	Gp	Time of Day	Lap Time
86	Derek McGEE	a	12:58:04.551	1:38.926
56	Adam McLEAN	a	12:58:05.108	1:39.224
65	Michael SWEENEY	a	12:58:05.797	1:39.152
64	Stephen McKNIGHT	a	12:58:22.600	1:40.913
138	Paul WILLIAMS	a	12:58:23.523	1:41.504
109	Neil KERNOHAN	a	12:58:24.585	1:40.946
28	Paul GARTLAND	a	12:58:26.369	1:42.367
311	Brad VICARS	a	12:58:36.249	1:44.537
59	Darryl TWEED	b	12:58:59.014	1:46.869
5	Anthony McCOLGAN	c	12:59:11.369	1:49.285
78	Dominic COTTRELL	b	12:59:13.144	1:49.529
777	Shaun WYNNE	b	12:59:34.401	1:50.109

# KDM HIRE COOKSTOWN 100

## SUPERBIKE

### Race 12 - Cookstown 100 B/Supertwin B

Saturday, 27 April 2019



Open

Pos	Class	No	Name	Machine / Sponsor	Gp	Lap	Total Time	Behind	Speed	-----Best Lap-----		
										Time	Speed	On
1	SBKR	41	Ben REA	Kawasaki 600 - Steadplan Primus Racing	a	6	9:34.054		79.017	1:34.103	80.338	2
2	SBKR	43	Stephen DEGNAN	Kawasaki	b	6	9:35.334	1.280	78.841	1:34.457	80.036	4
3	SBKR	92	Noel CARROLL	Yamaha 600	a	6	9:37.439	3.385	78.554	1:34.088	80.350	5
4	SBKR	199	Lloyd COLLINS	Honda 600 - Warren Drives	a	6	9:56.482	22.428	76.046	1:37.198	77.779	5

#### Fastest Lap

SBKR	92	Noel CARROLL	Yamaha 600	1:34.088	80.350	5
------	----	--------------	------------	----------	--------	---


## Supertwin

Pos	Class	No	Name	Machine / Sponsor	Gp	Lap	Total Time	Behind	Speed	-----Best Lap-----		
										Time	Speed	On
1	STWN	74	Tommy HENRY	Kawasaki - H O'Kane Motors	b	6	10:14.671		73.796	1:40.839	74.971	3
2	STWN	112	Martin CURRAMS	Kawasaki - MGPSC	b	6	10:31.038	16.367	71.882	1:43.439	73.087	6
3	STWN	36	James COTTRELL	Suzuki - DRRSC	b	6	10:31.830	17.159	71.791	1:42.510	73.749	3
4	STWN	43	Jason CASSELLS	Kawasaki	b	6	10:32.156	17.485	71.754	1:43.628	72.953	3
5	STWN	67	Nigel COLGAN	Suzuki	b	6	10:32.337	17.666	71.734	1:43.333	73.162	5
6	STWN	31	Robert CAIRNS	Kawasaki	b	6	10:33.128	18.457	71.644	1:41.813	74.254	6
7	STWN	211	Tim STEPHENSON	Suzuki - KSS	b	6	11:11.136	56.465	67.587	1:49.690	68.922	4
8	STWN	46	Mark JOHNSON	Kawasaki	b	5	9:19.677	1 Lap	67.539	1:49.521	69.028	3

#### Fastest Lap

STWN	74	Tommy HENRY	Kawasaki - H O'Kane Motors	1:40.839	74.971	3
------	----	-------------	----------------------------	----------	--------	---

Provisional result to be confirmed by the Stewards of the Meeting subject to completion of technical inspections & the time limit for protests

Circuit	<b>Orritor</b>	Signed		Organising Club	<b>Cookstown &amp; District MCC</b>
Length(miles)	<b>2.1000</b>		Chief Timekeeper	Race Started	<b>15:55</b>
Weather	<b>Sunny</b>	Issued At:	16:12	Gp Time Diff - b	<b>15.26</b>
Track	<b>Dry</b>				



SUPERBIKE

Race 12 - Cookstown 100 B/Supertwin B

Saturday, 27 April 2019

DETAILED RESULT

Open

**Race Classification**

**1 41 Ben REA**

Total Time **9:34.054** Avg Speed **79.017** Behind  
 Best Time **1:34.103** Best Speed **80.338** On **2** Gp **a**

Lap	Elapsed Time	Lap Time	Lap Speed
1	1:39.596	1:39.596	75.907
2	3:13.699	1:34.103	80.338
3	4:48.125	1:34.426	80.063
4	6:23.043	1:34.918	79.648
5	7:57.904	1:34.861	79.696
6	9:34.054	1:36.150	78.627

**2 43 Stephen DEGNAN**

Total Time **9:35.334** Avg Speed **78.841** Behind **1.280**  
 Best Time **1:34.457** Best Speed **80.036** On **4** Gp **b**

Lap	Elapsed Time	Lap Time	Lap Speed
1	1:26.571	1:26.571	87.327
2	3:01.522	1:34.951	79.620
3	4:36.449	1:34.927	79.640
4	6:10.906	1:34.457	80.036
5	7:45.573	1:34.667	79.859
6	9:20.074	1:34.501	79.999

**3 92 Noel CARROLL**

Total Time **9:37.439** Avg Speed **78.554** Behind **3.385**  
 Best Time **1:34.088** Best Speed **80.350** On **5** Gp **a**

Lap	Elapsed Time	Lap Time	Lap Speed
1	1:42.328	1:42.328	73.880
2	3:17.398	1:35.070	79.520
3	4:52.815	1:35.417	79.231
4	6:27.436	1:34.621	79.898
5	8:01.524	1:34.088	80.350
6	9:37.439	1:35.915	78.820

**4 199 Lloyd COLLINS**

Total Time **9:56.482** Avg Speed **76.046** Behind **22.428**  
 Best Time **1:37.198** Best Speed **77.779** On **5** Gp **a**

Lap	Elapsed Time	Lap Time	Lap Speed
1	1:46.830	1:46.830	70.767
2	3:24.890	1:38.060	77.096
3	5:03.129	1:38.239	76.955
4	6:40.551	1:37.422	77.601
5	8:17.749	1:37.198	77.779
6	9:56.482	1:38.733	76.570





**SUPERBIKE**

**Race 12 - Cookstown 100 B/Supertwin B**

**Saturday, 27 April 2019**

**DETAILED RESULT**

Supertwin

**Race Classification**

**1 74 Tommy HENRY**

Total Time **10:14.671** Avg Speed **73.796** Behind  
 Best Time **1:40.839** Best Speed **74.971** On **3** Gp **b**

Lap	Elapsed Time	Lap Time	Lap Speed
1	1:45.520	1:45.520	71.645
2	3:27.116	1:41.596	74.412
3	5:07.955	1:40.839	74.971
4	6:50.591	1:42.636	73.658
5	8:32.757	1:42.166	73.997
6	10:14.671	1:41.914	74.180

**2 112 Martin CURRAMS**

Total Time **10:31.038** Avg Speed **71.882** Behind **16.367**  
 Best Time **1:43.439** Best Speed **73.087** On **6** Gp **b**

Lap	Elapsed Time	Lap Time	Lap Speed
1	1:50.394	1:50.394	68.482
2	3:34.426	1:44.032	72.670
3	5:18.531	1:44.105	72.619
4	7:03.403	1:44.872	72.088
5	8:47.599	1:44.196	72.556
6	10:31.038	1:43.439	73.087

**3 36 James COTTRELL**

Total Time **10:31.830** Avg Speed **71.791** Behind **17.159**  
 Best Time **1:42.510** Best Speed **73.749** On **3** Gp **b**

Lap	Elapsed Time	Lap Time	Lap Speed
1	1:52.330	1:52.330	67.302
2	3:37.451	1:45.121	71.917
3	5:19.961	1:42.510	73.749
4	7:04.174	1:44.213	72.544
5	8:48.363	1:44.189	72.560
6	10:31.830	1:43.467	73.067

**4 43 Jason CASSELLS**

Total Time **10:32.156** Avg Speed **71.754** Behind **17.485**  
 Best Time **1:43.628** Best Speed **72.953** On **3** Gp **b**

Lap	Elapsed Time	Lap Time	Lap Speed
1	1:51.315	1:51.315	67.915
2	3:35.735	1:44.420	72.400
3	5:19.363	1:43.628	72.953
4	7:03.986	1:44.623	72.259
5	8:48.291	1:44.305	72.480
6	10:32.156	1:43.865	72.787

Supertwin

**Race Classification**

**5 67 Nigel COLGAN**

Total Time **10:32.337** Avg Speed **71.734** Behind **17.666**  
 Best Time **1:43.333** Best Speed **73.162** On **5** Gp **b**

Lap	Elapsed Time	Lap Time	Lap Speed
1	1:50.317	1:50.317	68.530
2	3:37.457	1:47.140	70.562
3	5:21.805	1:44.348	72.450
4	7:05.319	1:43.514	73.034
5	8:48.652	1:43.333	73.162
6	10:32.337	1:43.685	72.913

**6 31 Robert CAIRNS**

Total Time **10:33.128** Avg Speed **71.644** Behind **18.457**  
 Best Time **1:41.813** Best Speed **74.254** On **6** Gp **b**

Lap	Elapsed Time	Lap Time	Lap Speed
1	1:51.925	1:51.925	67.545
2	3:38.832	1:46.907	70.716
3	5:23.535	1:44.703	72.204
4	7:08.140	1:44.605	72.272
5	8:51.315	1:43.175	73.274
6	10:33.128	1:41.813	74.254

**7 211 Tim STEPHENSON**

Total Time **11:11.136** Avg Speed **67.587** Behind **56.465**  
 Best Time **1:49.690** Best Speed **68.922** On **4** Gp **b**

Lap	Elapsed Time	Lap Time	Lap Speed
1	1:55.355	1:55.355	65.537
2	3:46.249	1:50.894	68.173
3	5:37.142	1:50.893	68.174
4	7:26.832	1:49.690	68.922
5	9:18.434	1:51.602	67.741
6	11:11.136	1:52.702	67.080

**8 46 Mark JOHNSON**

Total Time **9:19.677** Avg Speed **67.539** Behind **1 Lap**  
 Best Time **1:49.521** Best Speed **69.028** On **3** Gp **b**

Lap	Elapsed Time	Lap Time	Lap Speed
1	1:56.947	1:56.947	64.645
2	3:48.800	1:51.853	67.589
3	5:38.321	1:49.521	69.028
4	7:28.565	1:50.244	68.575
5	9:19.677	1:51.112	68.039



# KDM HIRE COOKSTOWN 100

## SUPERBIKE

### Race 12 - Cookstown 100 B/Supertwin B

## LAP CHART

**1**

No	Name	Gp	Time of Day	Lap Time
41	Ben REA	a	15:57:27.406	1:39.596
43	Stephen DEGNAN	b	15:57:29.641	1:26.571
92	Noel CARROLL	a	15:57:30.138	1:42.328
199	Lloyd COLLINS	a	15:57:34.640	1:46.830
74	Tommy HENRY	b	15:57:48.590	1:45.520
67	Nigel COLGAN	b	15:57:53.387	1:50.317
112	Martin CURRAMS	b	15:57:53.464	1:50.394
43	Jason CASSELLS	b	15:57:54.385	1:51.315
31	Robert CAIRNS	b	15:57:54.995	1:51.925
36	James COTTRELL	b	15:57:55.400	1:52.330
211	Tim STEPHENSON	b	15:57:58.425	1:55.355
46	Mark JOHNSON	b	15:58:00.017	1:56.947

**4**

No	Name	Gp	Time of Day	Lap Time
41	Ben REA	a	16:02:10.853	1:34.918
43	Stephen DEGNAN	b	16:02:13.976	1:34.457
92	Noel CARROLL	a	16:02:15.246	1:34.621
199	Lloyd COLLINS	a	16:02:28.361	1:37.422
74	Tommy HENRY	b	16:02:53.661	1:42.636
112	Martin CURRAMS	b	16:03:06.473	1:44.872
43	Jason CASSELLS	b	16:03:07.056	1:44.623
36	James COTTRELL	b	16:03:07.244	1:44.213
67	Nigel COLGAN	b	16:03:08.389	1:43.514
31	Robert CAIRNS	b	16:03:11.210	1:44.605
211	Tim STEPHENSON	b	16:03:29.902	1:49.690
46	Mark JOHNSON	b	16:03:31.635	1:50.244

**2**

No	Name	Gp	Time of Day	Lap Time
41	Ben REA	a	15:59:01.509	1:34.103
43	Stephen DEGNAN	b	15:59:04.592	1:34.951
92	Noel CARROLL	a	15:59:05.208	1:35.070
199	Lloyd COLLINS	a	15:59:12.700	1:38.060
74	Tommy HENRY	b	15:59:30.186	1:41.596
112	Martin CURRAMS	b	15:59:37.496	1:44.032
43	Jason CASSELLS	b	15:59:38.805	1:44.420
36	James COTTRELL	b	15:59:40.521	1:45.121
67	Nigel COLGAN	b	15:59:40.527	1:47.140
31	Robert CAIRNS	b	15:59:41.902	1:46.907
211	Tim STEPHENSON	b	15:59:49.319	1:50.894
46	Mark JOHNSON	b	15:59:51.870	1:51.853

**5**

No	Name	Gp	Time of Day	Lap Time
41	Ben REA	a	16:03:45.714	1:34.861
43	Stephen DEGNAN	b	16:03:48.643	1:34.667
92	Noel CARROLL	a	16:03:49.334	1:34.088
199	Lloyd COLLINS	a	16:04:05.559	1:37.198
74	Tommy HENRY	b	16:04:35.827	1:42.166
112	Martin CURRAMS	b	16:04:50.669	1:44.196
43	Jason CASSELLS	b	16:04:51.361	1:44.305
36	James COTTRELL	b	16:04:51.433	1:44.189
67	Nigel COLGAN	b	16:04:51.722	1:43.333
31	Robert CAIRNS	b	16:04:54.385	1:43.175
211	Tim STEPHENSON	b	16:05:21.504	1:51.602
46	Mark JOHNSON	b	16:05:22.747	1:51.112

**3**

No	Name	Gp	Time of Day	Lap Time
41	Ben REA	a	16:00:35.935	1:34.426
43	Stephen DEGNAN	b	16:00:39.519	1:34.927
92	Noel CARROLL	a	16:00:40.625	1:35.417
199	Lloyd COLLINS	a	16:00:50.939	1:38.239
74	Tommy HENRY	b	16:01:11.025	1:40.839
112	Martin CURRAMS	b	16:01:21.601	1:44.105
43	Jason CASSELLS	b	16:01:22.433	1:43.628
36	James COTTRELL	b	16:01:23.031	1:42.510
67	Nigel COLGAN	b	16:01:24.875	1:44.348
31	Robert CAIRNS	b	16:01:26.605	1:44.703
211	Tim STEPHENSON	b	16:01:40.212	1:50.893
46	Mark JOHNSON	b	16:01:41.391	1:49.521

**6**

No	Name	Gp	Time of Day	Lap Time
41	Ben REA	a	16:05:21.864	1:36.150
43	Stephen DEGNAN	b	16:05:23.144	1:34.501
92	Noel CARROLL	a	16:05:25.249	1:35.915
199	Lloyd COLLINS	a	16:05:44.292	1:38.733
74	Tommy HENRY	b	16:06:17.741	1:41.914
112	Martin CURRAMS	b	16:06:34.108	1:43.439
36	James COTTRELL	b	16:06:34.900	1:43.467
43	Jason CASSELLS	b	16:06:35.226	1:43.865
67	Nigel COLGAN	b	16:06:35.407	1:43.685
31	Robert CAIRNS	b	16:06:36.198	1:41.813
211	Tim STEPHENSON	b	16:07:14.206	1:52.702

**ROAD RACE - IRISH SUPERTWIN**

2019

					#1	
Pos	No.	Name	Total	Diff	Gap	R1
1	86	Derek McGEE	25	0	0	25
2	56	Adam McLEAN	20	5	5	20
3	65	Michael SWEENEY	16	9	4	16
4	64	Stephen McKNIGHT	13	12	3	13
5	138	Paul WILLIAMS	11	14	2	11
6	109	Neil KERNOHAN	10	15	1	10
7	28	Paul GARTLAND	9	16	1	9
8	311	Brad VICARS	8	17	1	8
9	59	Darryl TWEED	7	18	1	7
10	5	Anthony McCOLGAN	6	19	1	6
11	78	Dominic COTTRELL	5	20	1	5
12	777	Shaun WYNNE	4	21	1	4
13	76	Mark KIRBY	3	22	1	3
14	24	Kevin BAKER	2	23	1	2
15	42	Brian LOUGHLIN	1	24	1	1

**Event Legend**

#1 26/04/2019 KDM HIRE COOKSTOWN 100

Championship Standings of ROAD RACE - ULSTER SUPERTWIN

Printed:: 27/04/2019 13:07:12

**ROAD RACE - ULSTER SUPERTWIN**

2019

					#1	
Pos	No.	Name	Total	Diff	Gap	R1
1	86	Derek McGEE	25	0	0	25
2	56	Adam McLEAN	20	5	5	20
3	65	Michael SWEENEY	16	9	4	16
4	64	Stephen McKNIGHT	13	12	3	13
5	138	Paul WILLIAMS	11	14	2	11
6	109	Neil KERNOHAN	10	15	1	10
7	28	Paul GARTLAND	9	16	1	9
8	311	Brad VICARS	8	17	1	8
9	59	Darryl TWEED	7	18	1	7
10	5	Anthony McCOLGAN	6	19	1	6
11	78	Dominic COTTRELL	5	20	1	5
12	777	Shaun WYNNE	4	21	1	4
13	76	Mark KIRBY	3	22	1	3
14	24	Kevin BAKER	2	23	1	2
15	42	Brian LOUGHLIN	1	24	1	1

**Event Legend**

#1 26/04/2019 KDM HIRE COOKSTOWN 100