



COOKSTOWN 100

Friday 26th & Saturday 27th April 2019

promoted by Cookstown & District MCC
cookstown100.org



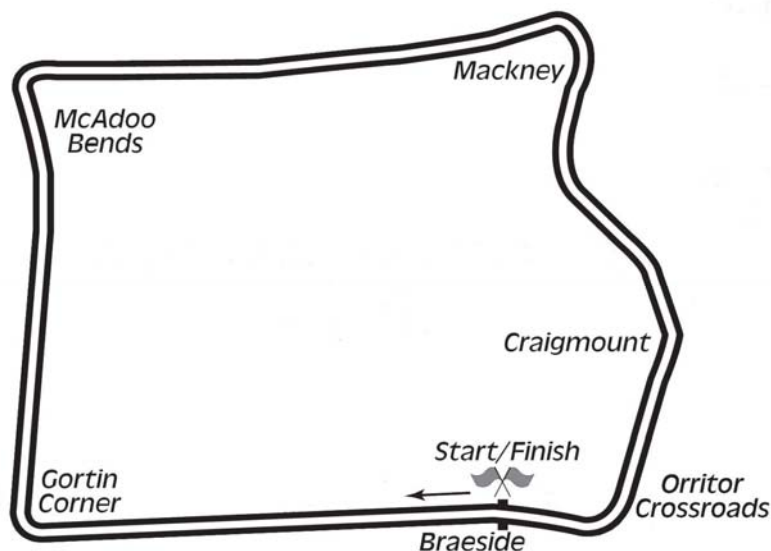
OPEN A
&
KDM HIRE
COOKSTOWN 100 A



Comhairle Ceantair
Lár Uladh
Mid Ulster
District Council



Orritor Circuit 2.1 miles



LAP RECORDS at the start of the meeting

Class	Rider	Machine	m s	mph	Year
125cc	William Dunlop	Honda	1 34.755	79.785	2010
Supersport 300	to be established				
Moto 3	Derek McGee	Honda 250	1 33.802	80.595	2018
250cc	William Dunlop	Honda	1 29.658	84.320	2009
Lightweight Supersport	Darryl Tweed	Kawasaki 400	1 34.604	79.912	2016
Supermono	Shaun Anderson	Kramer 690	1 36.710	78.172	2018
Supertwin	James Cowton	Kawasaki	1 29.657	84.321	2015
Supersport	Michael Dunlop	Yamaha	1 24.783	89.169	2011
Superbike	Michael Dunlop	Honda	1 22.641	91.480	2013
Senior Support	Gary Robinson	Yamaha 600	1 29.956	84.041	2007
Junior Support	Joseph Loughlin	Kawasaki 650	1 30.965	83.109	2017
Classic 1000cc	Wattie Brown	Norton 920	1 40.273	75.394	2006
Classic 500cc	Neill McWhirter	Norton	1 41.491	74.489	2010
Classic 350cc	Paul Coward	Honda	1 43.421	73.099	2004
Classic 250cc	Geoff McMullan	Suzuki	1 47.294	70.461	2006
Forgotten Era	Anthony McColgan	Bimota 750	1 37.178	77.795	2016

MOST WINS AT COOKSTOWN 100

Ryan Farquhar	26	1996-12 (400-1, 450-2, STWN-4, SSP-5, SBK-13, SJUN-1)
Ray McCullough	14	1967-79 (250-8, 350-3, 500-3)
William Dunlop	14	2006-17 (125-3, 250-5, SSP-5, SBK B-1)
Joey Dunlop	11	1977-98 (125-1, 250-4, 350-2, 500-2, SSP-1, SBK-1)
Robert Dunlop	11	1985-08 (125-7, 250-1, 250 B-1, 350-1, SBK-1)
Barry Davidson	11	2007-18 (250-1, C350-6, C500-4)
Phillip McCallen	10	1987-96 (250-3, 350-1, SSP-2, SBK-4)
Michael Dunlop	10	2006-18 (125-1, 250-1, STWN-2, STWN B-1, SSP-2, SBK-2, SJUN-1)
Richard Ford	9	2008-18 (C250-2, C1000-5, SJUN B-2)
Courtney Junk	8	1974-83 (200-2, 250-4, 350-1, 500-1)
Mervyn Elwood	8	1987-97 (C500-5, C1000-3)

MOST WINS AT ALL IRISH ROAD RACE MEETINGS (after East Coast Races 2018)

Most Wins at All Irish Road Race Meetings

Ryan Farquhar	211	1995-16
Joey Dunlop	156	1971-00
Robert Dunlop	135	1980-08
William Dunlop	119	2005-17
Ray McCullough	109	1960-82
Phillip McCallen	109	1987-99
Michael Dunlop	102	2006-18
Brian Reid	78	1980-94
Darran Lindsay	74	1999-06
Barry Davidson	68	1998-18

KDM HIRE COOKSTOWN 100

SUPERBIKE

Group A Qualifying


Friday, 26 April 2019



Pos	Class	No	Name	Machine / Sponsor	----- Best Lap -----				
					Time	Behind	Speed	On	Laps
Qualifying Classification									
1	SBKR	56	Adam McLEAN	Kawasaki - McAdoo Kawasaki Racing	1:26.616		87.282	5	5
2	SBKR	22	Paul JORDAN	Yamaha 600 - Paul Jordan Racing	1:26.746	0.130	87.151	5	5
3	SBKR	38	Paul WILLIAMS	BMW	1:30.083	3.467	83.923	5	5
4	SBKR	59	Darryl TWEED	Kawasaki - DH Racing	1:31.921	5.305	82.245	5	5
5	SBKR	64	Stephen McKNIGHT	BMW - McKnight Racing	1:32.276	5.660	81.928	4	5
6	SBKR	16	Mike BROWNE	Kawasaki 600 - Mike Browne Racing	1:32.474	5.858	81.753	4	5
7	SBKR	31	Brad VICARS	Honda - VRS Racing	1:34.226	7.610	80.233	5	5
8	SBKR	28	Paul GARTLAND	Kawasaki - North West Gas	1:36.307	9.691	78.499	5	5
9	SBKR	53	Adrian HARRISON	Kawasaki - Top Gun Tools & Fittings	1:37.112	10.496	77.848	5	5
10	SBKR	41	Ben REA	Kawasaki 600 - Steadplan Primus Racing	1:37.177	10.561	77.796	4	5
11	SBKR	43	Stephen DEGNAN	Kawasaki	1:37.749	11.133	77.341	3	5
12	SBKR	8	Anthony McCOLGAN	Ducati 748	1:38.930	12.314	76.418	3	4
13	SBKR	39	Jonathan GORMLEY	Kawasaki	1:40.728	14.112	75.054	5	5

Provisional result to be confirmed by the Stewards of the Meeting subject to completion of technical inspections & the time limit for protests

Page 1 / 1

Circuit	Orritor	Signed		Organising Club	Cookstown & District MCC
Length(miles)	2.1000		Chief Timekeeper	Qualifying Started	13:39
Weather	Cloudy	Issued At:	13:56		
Track	Dry				



SUPERBIKE

Group A Qualifying

Friday, 26 April 2019

DETAILED RESULT

Qualifying Classification

Position

1	56 Adam McLEAN			
SBKR		Behind		
Best Time	1:26.616	Best Speed	87.282	On 5 Gp
Lap	Elapsed Time	Lap Time	Lap Speed	
1	1:45.827	1:45.827	71.437	
2	3:16.951	1:31.124	82.964	
3	4:45.470	1:28.519	85.405	
4	6:12.969	1:27.499	86.401	
5	7:39.585	1:26.616	87.282	

2	22 Paul JORDAN			
SBKR		Behind	0.130	
Best Time	1:26.746	Best Speed	87.151	On 5 Gp
Lap	Elapsed Time	Lap Time	Lap Speed	
1	1:45.867	1:45.867	71.410	
2	3:17.415	1:31.548	82.580	
3	4:46.110	1:28.695	85.236	
4	6:13.706	1:27.596	86.305	
5	7:40.452	1:26.746	87.151	

3	38 Paul WILLIAMS			
SBKR		Behind	3.467	
Best Time	1:30.083	Best Speed	83.923	On 5 Gp
Lap	Elapsed Time	Lap Time	Lap Speed	
1	1:51.601	1:51.601	67.741	
2	3:23.663	1:32.062	82.119	
3	4:54.056	1:30.393	83.635	
4	6:24.188	1:30.132	83.877	
5	7:54.271	1:30.083	83.923	

4	59 Darryl TWEED			
SBKR		Behind	5.305	
Best Time	1:31.921	Best Speed	82.245	On 5 Gp
Lap	Elapsed Time	Lap Time	Lap Speed	
1	1:49.199	1:49.199	69.231	
2	3:24.707	1:35.508	79.156	
3	4:57.996	1:33.289	81.038	
4	6:30.436	1:32.440	81.783	
5	8:02.357	1:31.921	82.245	

Qualifying Classification

Position

5	64 Stephen McKNIGHT			
SBKR		Behind	5.660	
Best Time	1:32.276	Best Speed	81.928	On 4 Gp
Lap	Elapsed Time	Lap Time	Lap Speed	
1	1:57.319	1:57.319	64.440	
2	3:36.711	1:39.392	76.062	
3	5:09.508	1:32.797	81.468	
4	6:41.784	1:32.276	81.928	
5	8:15.466	1:33.682	80.699	

6	16 Mike BROWNE			
SBKR		Behind	5.858	
Best Time	1:32.474	Best Speed	81.753	On 4 Gp
Lap	Elapsed Time	Lap Time	Lap Speed	
1	2:02.475	2:02.475	61.727	
2	3:37.096	1:34.621	79.898	
3	5:09.984	1:32.888	81.388	
4	6:42.458	1:32.474	81.753	
5	8:18.730	1:36.272	78.528	

7	31 Brad VICARS			
SBKR		Behind	7.610	
Best Time	1:34.226	Best Speed	80.233	On 5 Gp
Lap	Elapsed Time	Lap Time	Lap Speed	
1	2:01.977	2:01.977	61.979	
2	3:38.525	1:36.548	78.303	
3	5:13.563	1:35.038	79.547	
4	6:48.507	1:34.944	79.626	
5	8:22.733	1:34.226	80.233	

8	28 Paul GARTLAND			
SBKR		Behind	9.691	
Best Time	1:36.307	Best Speed	78.499	On 5 Gp
Lap	Elapsed Time	Lap Time	Lap Speed	
1	2:16.793	2:16.793	55.266	
2	3:56.550	1:39.757	75.784	
3	5:34.226	1:37.676	77.399	
4	7:14.293	1:40.067	75.549	
5	8:50.600	1:36.307	78.499	





SUPERBIKE

Group A Qualifying

Friday, 26 April 2019

DETAILED RESULT

Qualifying Classification

Position

9 53 Adrian HARRISON

SBKR Behind 10.496

Best Time 1:37.112 Best Speed 77.848 On 5 Gp

Lap	Elapsed Time	Lap Time	Lap Speed
1	2:22.799	2:22.799	52.942
2	4:01.467	1:38.668	76.621
3	5:39.618	1:38.151	77.024
4	7:29.610	1:49.992	68.732
5	9:06.722	1:37.112	77.848

Qualifying Classification

Position

13 39 Jonathan GORMLEY

SBKR Behind 14.112

Best Time 1:40.728 Best Speed 75.054 On 5 Gp

Lap	Elapsed Time	Lap Time	Lap Speed
1	1:54.206	1:54.206	66.196
2	3:38.206	1:44.000	72.692
3	5:20.237	1:42.031	74.095
4	7:01.380	1:41.143	74.746
5	8:42.108	1:40.728	75.054

10 41 Ben REA

SBKR Behind 10.561

Best Time 1:37.177 Best Speed 77.796 On 4 Gp

Lap	Elapsed Time	Lap Time	Lap Speed
1	2:11.405	2:11.405	57.532
2	3:49.905	1:38.500	76.751
3	5:27.715	1:37.810	77.293
4	7:04.892	1:37.177	77.796
5	8:43.918	1:39.026	76.344

11 43 Stephen DEGNAN

SBKR Behind 11.133

Best Time 1:37.749 Best Speed 77.341 On 3 Gp

Lap	Elapsed Time	Lap Time	Lap Speed
1	2:23.308	2:23.308	52.754
2	4:04.434	1:41.126	74.758
3	5:42.183	1:37.749	77.341
4	7:20.489	1:38.306	76.903
5	8:59.261	1:38.772	76.540

12 8 Anthony McCOLGAN

SBKR Behind 12.314

Best Time 1:38.930 Best Speed 76.418 On 3 Gp

Lap	Elapsed Time	Lap Time	Lap Speed
1	2:24.108	2:24.108	52.461
2	5:00.443	2:36.335	48.358
3	6:39.373	1:38.930	76.418
4	8:18.778	1:39.405	76.053



KDM HIRE COOKSTOWN 100

SUPERBIKE

Group B Qualifying


Friday, 26 April 2019



Pos	Class	No	Name	Machine / Sponsor	----- Best Lap -----				Laps
					Time	Behind	Speed	On	
Qualifying Classification									
1	SBKR	82	Derek SHEILS	Suzuki - Burrows Eng/RK Racing	1:25.165		88.769	4	5
2	SBKR	86	Derek McGEE	Kawasaki - NJ Doyne / McGee Racing	1:25.299	0.134	88.629	4	5
3	SBKR	65	Michael SWEENEY	BMW - MJR Racing	1:27.441	2.276	86.458	4	5
4	SBKR	5	Thomas MAXWELL	Kawasaki	1:27.585	2.420	86.316	4	5
5	SBKR	109	Neil KERNOHAN	Yamaha - Logan Racing	1:28.656	3.491	85.273	5	5
6	SBKR	75	Kevin FITZPATRICK	Kawasaki 600 - Bert Racing	1:32.545	7.380	81.690	4	5
7	SBKR	115	Damian HORAN	Suzuki 750 - Murphys Vivo Silver Bridge	1:33.544	8.379	80.818	5	5
8	SBKR	96	Andy FARRELL	Kawasaki 600	1:33.654	8.489	80.723	2	2
9	SBKR	88	Forest DUNN	Suzuki - Forest Dunn Racing	1:33.831	8.666	80.570	4	5
10	SBKR	78	Dean CAMPBELL	Suzuki - AMK/DC Racing	1:33.959	8.794	80.461	3	5
11	SBKR	93	Paul CRANSTON	Suzuki - P & J Fuel Haulage	1:34.075	8.910	80.361	4	5
12	SBKR	77	Tom WEEDEN	Suzuki - Burrows Eng/RK Racing	1:34.316	9.151	80.156	3	5
13	SBKR	144	Lee HEMBURY	BMW - Lee Hembury Racing	1:35.336	10.171	79.298	5	5
14	SBKR	89	Sean SEDDON	Suzuki	1:36.333	11.168	78.478	2	5
15	SBKR	92	Noel CARROLL	Suzuki	1:39.380	14.215	76.072	4	4
16	SBKR	199	Lloyd COLLINS	Honda 600 - Warren Drives	1:40.025	14.860	75.581	3	4

Provisional result to be confirmed by the Stewards of the Meeting subject to completion of technical inspections & the time limit for protests

Page 1 / 1

Circuit	Orritor	Signed		Organising Club	Cookstown & District MCC
Length(miles)	2.1000		Chief Timekeeper	Qualifying Started	13:53
Weather	Cloudy	Issued At:	14:06		
Track	Dry				



SUPERBIKE

Group B Qualifying

Friday, 26 April 2019

DETAILED RESULT

Qualifying Classification

Position

1	82 Derek SHEILS			
SBKR		Behind		
Best Time	1:25.165	Best Speed	88.769	On 4 Gp
Lap	Elapsed Time	Lap Time	Lap Speed	
1	1:42.384	1:42.384	73.840	
2	3:10.082	1:27.698	86.205	
3	4:37.069	1:26.987	86.910	
4	6:02.234	1:25.165	88.769	
5	7:31.102	1:28.868	85.070	

2	86 Derek McGEE			
SBKR		Behind	0.134	
Best Time	1:25.299	Best Speed	88.629	On 4 Gp
Lap	Elapsed Time	Lap Time	Lap Speed	
1	1:48.558	1:48.558	69.640	
2	3:17.419	1:28.861	85.077	
3	4:44.200	1:26.781	87.116	
4	6:09.499	1:25.299	88.629	
5	7:35.951	1:26.452	87.447	

3	65 Michael SWEENEY			
SBKR		Behind	2.276	
Best Time	1:27.441	Best Speed	86.458	On 4 Gp
Lap	Elapsed Time	Lap Time	Lap Speed	
1	1:39.413	1:39.413	76.046	
2	3:08.221	1:28.808	85.127	
3	4:36.998	1:28.777	85.157	
4	6:04.439	1:27.441	86.458	
5	7:34.143	1:29.704	84.277	

4	5 Thomas MAXWELL			
SBKR		Behind	2.420	
Best Time	1:27.585	Best Speed	86.316	On 4 Gp
Lap	Elapsed Time	Lap Time	Lap Speed	
1	1:40.450	1:40.450	75.261	
2	3:10.122	1:29.672	84.307	
3	4:38.645	1:28.523	85.402	
4	6:06.230	1:27.585	86.316	
5	7:35.711	1:29.481	84.487	

Qualifying Classification

Position

5	109 Neil KERNOHAN			
SBKR		Behind	3.491	
Best Time	1:28.656	Best Speed	85.273	On 5 Gp
Lap	Elapsed Time	Lap Time	Lap Speed	
1	2:19.375	2:19.375	54.242	
2	3:49.114	1:29.739	84.244	
3	5:20.197	1:31.083	83.001	
4	6:52.703	1:32.506	81.724	
5	8:21.359	1:28.656	85.273	

6	75 Kevin FITZPATRICK			
SBKR		Behind	7.380	
Best Time	1:32.545	Best Speed	81.690	On 4 Gp
Lap	Elapsed Time	Lap Time	Lap Speed	
1	2:22.971	2:22.971	52.878	
2	4:02.429	1:39.458	76.012	
3	5:40.744	1:38.315	76.896	
4	7:13.289	1:32.545	81.690	
5	8:46.629	1:33.340	80.994	

7	115 Damian HORAN			
SBKR		Behind	8.379	
Best Time	1:33.544	Best Speed	80.818	On 5 Gp
Lap	Elapsed Time	Lap Time	Lap Speed	
1	2:07.131	2:07.131	59.466	
2	3:41.321	1:34.190	80.263	
3	5:17.437	1:36.116	78.655	
4	6:53.726	1:36.289	78.514	
5	8:27.270	1:33.544	80.818	

8	96 Andy FARRELL			
SBKR		Behind	8.489	
Best Time	1:33.654	Best Speed	80.723	On 2 Gp
Lap	Elapsed Time	Lap Time	Lap Speed	
1	2:06.487	2:06.487	59.769	
2	3:40.141	1:33.654	80.723	

9	88 Forest DUNN			
SBKR		Behind	8.666	
Best Time	1:33.831	Best Speed	80.570	On 4 Gp
Lap	Elapsed Time	Lap Time	Lap Speed	
1	1:53.923	1:53.923	66.361	
2	3:30.440	1:36.517	78.328	
3	5:04.823	1:34.383	80.099	
4	6:38.654	1:33.831	80.570	
5	8:12.790	1:34.136	80.309	





SUPERBIKE

Group B Qualifying

Friday, 26 April 2019

DETAILED RESULT

Qualifying Classification

Position

10	78 Dean CAMPBELL	SBKR	Behind	8.794
Best Time	1:33.959	Best Speed	80.461	On 3 Gp
<i>Lap</i>	<i>Elapsed Time</i>	<i>Lap Time</i>	<i>Lap Speed</i>	
1	2:11.670	2:11.670	57.416	
2	3:46.212	1:34.542	79.964	
3	5:20.171	1:33.959	80.461	
4	6:54.456	1:34.285	80.182	
5	8:30.035	1:35.579	79.097	

11	93 Paul CRANSTON	SBKR	Behind	8.910
Best Time	1:34.075	Best Speed	80.361	On 4 Gp
<i>Lap</i>	<i>Elapsed Time</i>	<i>Lap Time</i>	<i>Lap Speed</i>	
1	2:20.923	2:20.923	53.646	
2	3:56.451	1:35.528	79.139	
3	5:32.136	1:35.685	79.009	
4	7:06.211	1:34.075	80.361	
5	8:40.910	1:34.699	79.832	

12	77 Tom WEEDEN	SBKR	Behind	9.151
Best Time	1:34.316	Best Speed	80.156	On 3 Gp
<i>Lap</i>	<i>Elapsed Time</i>	<i>Lap Time</i>	<i>Lap Speed</i>	
1	1:54.825	1:54.825	65.839	
2	3:32.766	1:37.941	77.189	
3	5:07.082	1:34.316	80.156	
4	6:42.436	1:35.354	79.284	
5	8:17.577	1:35.141	79.461	

13	144 Lee HEMBURY	SBKR	Behind	10.171
Best Time	1:35.336	Best Speed	79.298	On 5 Gp
<i>Lap</i>	<i>Elapsed Time</i>	<i>Lap Time</i>	<i>Lap Speed</i>	
1	2:21.420	2:21.420	53.458	
2	4:00.675	1:39.255	76.167	
3	5:40.267	1:39.592	75.910	
4	7:17.940	1:37.673	77.401	
5	8:53.276	1:35.336	79.298	

Qualifying Classification

Position

14	89 Sean SEDDON	SBKR	Behind	11.168
Best Time	1:36.333	Best Speed	78.478	On 2 Gp
<i>Lap</i>	<i>Elapsed Time</i>	<i>Lap Time</i>	<i>Lap Speed</i>	
1	2:03.542	2:03.542	61.194	
2	3:39.875	1:36.333	78.478	
3	5:16.888	1:37.013	77.928	
4	6:53.449	1:36.561	78.292	
5	8:30.814	1:37.365	77.646	

15	92 Noel CARROLL	SBKR	Behind	14.215
Best Time	1:39.380	Best Speed	76.072	On 4 Gp
<i>Lap</i>	<i>Elapsed Time</i>	<i>Lap Time</i>	<i>Lap Speed</i>	
1	2:34.938	2:34.938	48.794	
2	4:15.622	1:40.684	75.086	
3	5:55.061	1:39.439	76.027	
4	7:34.441	1:39.380	76.072	

16	199 Lloyd COLLINS	SBKR	Behind	14.860
Best Time	1:40.025	Best Speed	75.581	On 3 Gp
<i>Lap</i>	<i>Elapsed Time</i>	<i>Lap Time</i>	<i>Lap Speed</i>	
1	2:34.564	2:34.564	48.912	
2	4:17.506	1:42.942	73.439	
3	5:57.531	1:40.025	75.581	
4	7:38.606	1:41.075	74.796	



KDM HIRE COOKSTOWN 100


SUPERBIKE COMBINED QUALIFYING



Pos	Class	No	Name	-----Best Time / Qual Laps-----		Overall Best Time / Speed / Total Qual Laps
				Session A	Session B	
Qualifying Classification						
1	SBKR	82	Derek SHEILS	-----	1:25.165	1:25.165 88.769
2	SBKR	86	Derek McGEE	-----	1:25.299	1:25.299 88.629
3	SBKR	56	Adam McLEAN	1:26.616	-----	1:26.616 87.282
4	SBKR	22	Paul JORDAN	1:26.746	-----	1:26.746 87.151
5	SBKR	65	Michael SWEENEY	-----	1:27.441	1:27.441 86.458
6	SBKR	5	Thomas MAXWELL	-----	1:27.585	1:27.585 86.316
7	SBKR	109	Neil KERNOHAN	-----	1:28.656	1:28.656 85.273
8	SBKR	38	Paul WILLIAMS	1:30.083	-----	1:30.083 83.923
9	SBKR	59	Darryl TWEED	1:31.921	-----	1:31.921 82.245
10	SBKR	64	Stephen McKNIGHT	1:32.276	-----	1:32.276 81.928
11	SBKR	16	Mike BROWNE	1:32.474	-----	1:32.474 81.753
12	SBKR	75	Kevin FITZPATRICK	-----	1:32.545	1:32.545 81.690
13	SBKR	115	Damian HORAN	-----	1:33.544	1:33.544 80.818
14	SBKR	96	Andy FARRELL	-----	1:33.654	1:33.654 80.723
15	SBKR	88	Forest DUNN	-----	1:33.831	1:33.831 80.570
16	SBKR	78	Dean CAMPBELL	-----	1:33.959	1:33.959 80.461
17	SBKR	93	Paul CRANSTON	-----	1:34.075	1:34.075 80.361
18	SBKR	31	Brad VICARS	1:34.226	-----	1:34.226 80.233
19	SBKR	77	Tom WEEDEN	-----	1:34.316	1:34.316 80.156
20	SBKR	144	Lee HEMBURY	-----	1:35.336	1:35.336 79.298
21	SBKR	28	Paul GARTLAND	1:36.307	-----	1:36.307 78.499
22	SBKR	89	Sean SEDDON	-----	1:36.333	1:36.333 78.478
23	SBKR	53	Adrian HARRISON	1:37.112	-----	1:37.112 77.848
24	SBKR	41	Ben REA	1:37.177	-----	1:37.177 77.796
25	SBKR	43	Stephen DEGNAN	1:37.749	-----	1:37.749 77.341
26	SBKR	8	Anthony McCOLGAN	1:38.930	-----	1:38.930 76.418
27	SBKR	92	Noel CARROLL	-----	1:39.380	1:39.380 76.072
28	SBKR	199	Lloyd COLLINS	-----	1:40.025	1:40.025 75.581
29	SBKR	39	Jonathan GORMLEY	1:40.728	-----	1:40.728 75.054

Provisional result to be confirmed by the Stewards of the Meeting subject to completion of technical inspections & the time limit for protests

Page 1 / 1

Circuit	Orritor	Signed	 Chief Timekeeper	Organising Club	Cookstown & District MCC
Length(miles)	2.1000	Issued At:			
Weather					
Track					

KDM HIRE COOKSTOWN 100

SUPERBIKE

Orriotr 2.100 miles

R3: The Royal Hotel Open A


26/04/2019 18:20

Race (7 Laps)

FRIDAY - RACE 3 - OPEN A

11	53 A		
10	144 A	28 B	89 C
9	93 A	31 B	77 C
8			
7	88 A	78 B	
6	75 A	115 B	96 C
5	59 A	64 B	16 C
4			
3	109 A	38 B	
2	22 A	65 B	5 C
1	82 A	86 B	56 C

POLE POSITION



Promoted by Cookstown and District Motorcycle Club

Orbits

Provisional result to be confirmed by the Stewards of the Meeting subject to the completion of technical inspections and the time limit for protests
MCUI (Ulster Centre) Timing @ www.elaps-timing.com




KDM HIRE COOKSTOWN 100

SUPERBIKE

Orriotr 2.100 miles

R11: KDM Hire Cookstown 100 A


27/04/2019 14:40

Race (8 Laps)

RACE 11 - COOKSTOWN 100 A

11	53 A		
10	144 A	28 B	89 C
9	93 A	31 B	77 C
8			
7	88 A	78 B	
6	75 A	115 B	96 C
5	59 A	64 B	16 C
4			
3	109 A	38 B	
2	22 A	65 B	5 C
1	82 A	86 B	56 C

POLE POSITION



Promoted by Cookstown and District Motorcycle Club

Orbits

Provisional result to be confirmed by the Stewards of the Meeting subject to the completion of technical inspections and the time limit for protests
MCUI (Ulster Centre) Timing @ www.elaps-timing.com




KDM HIRE COOKSTOWN 100

SUPERBIKE

Race 3 - The Royal Hotel Open A

Saturday, 27 April 2019



Pos	Class	No	Name	Machine / Sponsor	Gp	Lap	Total Time	Behind	Speed	-----Best Lap-----		
										Time	Speed	On
Race Classification												
1	SBKR	82	Derek SHEILS	Suzuki - Burrows Eng/RK Racing	a	7	10:51.921		81.175	1:30.330	83.693	5
2	SBKR	56	Adam McLEAN	Kawasaki 600 - McAdoo Kawasaki Racing	a	7	10:55.250	3.329	80.763	1:31.349	82.760	5
3	SBKR	86	Derek McGEE	Kawasaki 600 - B&W/Diamond Edge	a	7	10:55.835	3.914	80.691	1:31.291	82.812	5
4	SBKR	5	Thomas MAXWELL	Kawasaki	a	7	10:58.708	6.787	80.339	1:31.866	82.294	5
5	SBKR	38	Paul WILLIAMS	BMW	a	7	11:05.539	13.618	79.514	1:32.885	81.391	5
6	SBKR	109	Neil KERNOHAN	Yamaha - Logan Racing	a	7	11:05.578	13.657	79.510	1:31.938	82.229	5
7	SBKR	64	Stephen McKNIGHT	BMW - McKnight Racing	b	7	11:05.674	13.753	79.498	1:32.784	81.480	6
8	SBKR	22	Paul JORDAN	Yamaha 600 - Paul Jordan Racing	a	7	11:08.935	17.014	79.111	1:32.773	81.489	5
9	SBKR	65	Michael SWEENEY	BMW - MJR Racing	a	7	11:09.026	17.105	79.100	1:33.435	80.912	4
10	SBKR	59	Darryl TWEED	Honda 600 - DH Racing	b	7	11:11.463	19.542	78.813	1:34.016	80.412	7
11	SBKR	75	Kevin FITZPATRICK	Kawasaki 600 - Bert Racing	b	7	11:12.481	20.560	78.694	1:32.844	81.427	6
12	SBKR	28	Paul GARTLAND	Kawasaki - North West Gas	c	7	11:23.970	32.049	77.372	1:34.726	79.809	6
13	SBKR	88	Forest DUNN	Suzuki - Forest Dunn Racing	b	7	11:32.308	40.387	76.440	1:36.268	78.531	7
14	SBKR	93	Paul CRANSTON	Suzuki - P & J Fuel Haulage	c	7	11:39.659	47.738	75.637	1:37.988	77.152	7
15	SBKR	89	Sean SEDDON	Suzuki	c	7	11:57.403	1:05.482	73.766	1:38.295	76.911	7
16	SBKR	115	Damian HORAN	Suzuki 750 - Murphys Vivo Silver Bridge	b	7	12:04.137	1:12.216	73.080	1:36.909	78.011	7
17	SBKR	31	Brad VICARS	Honda - VRS Racing	c	6	10:23.258	1 Lap	72.779	1:38.790	76.526	6
18	SBKR	144	Lee HEMBURY	BMW - Lee Hembury Racing	c	6	10:32.326	1 Lap	71.735	1:39.887	75.686	6
19	SBKR	53	Adrian HARRISON	Kawasaki - Top Gun Tools & Fittings	c	6	10:32.658	1 Lap	71.698	1:40.905	74.922	6
20	SBKR	77	Tom WEEDEN	Suzuki - Burrows Eng/RK Racing	c	6	10:41.890	1 Lap	70.666	1:43.827	72.813	6

Fastest Lap


SBKR	82	Derek SHEILS	Suzuki - Burrows Eng/RK Racing	1:30.330	83.693	5
------	----	--------------	--------------------------------	----------	--------	---

Not Classified

DNF	SBKR	16	Mike BROWNE	Kawasaki 600 - Mike Browne Racing	b	4	6:31.940		77.155	1:35.813	78.904	3
DNF	SBKR	78	Dean CAMPBELL	Suzuki - AMK/DC Racing	b	1	1:46.300		71.119	2:01.330	62.309	1

Provisional result to be confirmed by the Stewards of the Meeting subject to completion of technical inspections & the time limit for protests

Page 1 / 1

Circuit	Orritor	Signed		Organising Club	Cookstown & District MCC
Length(miles)	2.1000		Chief Timekeeper	Race Started	14:14
Weather	Cloudy	Issued At:	14:38	Gp Time Diff - b 15.03 / c 30.19	
Track	Drying				



SUPERBIKE

Race 3 - The Royal Hotel Open A

Saturday, 27 April 2019

DETAILED RESULT

Race Classification

1 82 Derek SHEILS

Total Time **10:51.921** Avg Speed **81.175** Behind
 Best Time **1:30.330** Best Speed **83.693** On **5** Gp **a**

Lap	Elapsed Time	Lap Time	Lap Speed
1	1:40.528	1:40.528	75.203
2	3:14.758	1:34.230	80.229
3	4:47.254	1:32.496	81.733
4	6:19.135	1:31.881	82.280
5	7:49.465	1:30.330	83.693
6	9:20.307	1:30.842	83.221
7	10:51.921	1:31.614	82.520

2 56 Adam McLEAN

Total Time **10:55.250** Avg Speed **80.763** Behind **3.329**
 Best Time **1:31.349** Best Speed **82.760** On **5** Gp **a**

Lap	Elapsed Time	Lap Time	Lap Speed
1	1:41.130	1:41.130	74.755
2	3:15.599	1:34.469	80.026
3	4:47.933	1:32.334	81.877
4	6:19.848	1:31.915	82.250
5	7:51.197	1:31.349	82.760
6	9:23.645	1:32.448	81.776
7	10:55.250	1:31.605	82.528

3 86 Derek McGEE

Total Time **10:55.835** Avg Speed **80.691** Behind **3.914**
 Best Time **1:31.291** Best Speed **82.812** On **5** Gp **a**

Lap	Elapsed Time	Lap Time	Lap Speed
1	1:41.533	1:41.533	74.459
2	3:15.316	1:33.783	80.612
3	4:48.305	1:32.989	81.300
4	6:20.285	1:31.980	82.192
5	7:51.576	1:31.291	82.812
6	9:23.862	1:32.286	81.919
7	10:55.835	1:31.973	82.198

Race Classification

4 5 Thomas MAXWELL

Total Time **10:58.708** Avg Speed **80.339** Behind **6.787**
 Best Time **1:31.866** Best Speed **82.294** On **5** Gp **a**

Lap	Elapsed Time	Lap Time	Lap Speed
1	1:41.738	1:41.738	74.309
2	3:16.240	1:34.502	79.998
3	4:49.444	1:33.204	81.112
4	6:21.955	1:32.511	81.720
5	7:53.821	1:31.866	82.294
6	9:26.119	1:32.298	81.909
7	10:58.708	1:32.589	81.651

5 38 Paul WILLIAMS

Total Time **11:05.539** Avg Speed **79.514** Behind **13.618**
 Best Time **1:32.885** Best Speed **81.391** On **5** Gp **a**

Lap	Elapsed Time	Lap Time	Lap Speed
1	1:42.396	1:42.396	73.831
2	3:16.782	1:34.386	80.097
3	4:50.645	1:33.863	80.543
4	6:24.037	1:33.392	80.949
5	7:56.922	1:32.885	81.391
6	9:30.279	1:33.357	80.979
7	11:05.539	1:35.260	79.362

6 109 Neil KERNOHAN

Total Time **11:05.578** Avg Speed **79.510** Behind **13.657**
 Best Time **1:31.938** Best Speed **82.229** On **5** Gp **a**

Lap	Elapsed Time	Lap Time	Lap Speed
1	1:43.187	1:43.187	73.265
2	3:18.191	1:35.004	79.576
3	4:52.399	1:34.208	80.248
4	6:25.586	1:33.187	81.127
5	7:57.524	1:31.938	82.229
6	9:30.204	1:32.680	81.571
7	11:05.578	1:35.374	79.267





SUPERBIKE

Race 3 - The Royal Hotel Open A

Saturday, 27 April 2019

DETAILED RESULT

Race Classification

7 64 Stephen McKNIGHT

Total Time **11:05.674** Avg Speed **79.498** Behind **13.753**

Best Time **1:32.784** Best Speed **81.480** On **6** Gp **b**

Lap	Elapsed Time	Lap Time	Lap Speed
1	1:43.021	1:43.021	73.383
2	3:17.952	1:34.931	79.637
3	4:52.219	1:34.267	80.198
4	6:26.907	1:34.688	79.841
5	8:00.038	1:33.131	81.176
6	9:32.822	1:32.784	81.480
7	11:05.674	1:32.852	81.420

8 22 Paul JORDAN

Total Time **11:08.935** Avg Speed **79.111** Behind **17.014**

Best Time **1:32.773** Best Speed **81.489** On **5** Gp **a**

Lap	Elapsed Time	Lap Time	Lap Speed
1	1:44.871	1:44.871	72.089
2	3:21.783	1:36.912	78.009
3	4:56.161	1:34.378	80.103
4	6:29.693	1:33.532	80.828
5	8:02.466	1:32.773	81.489
6	9:35.563	1:33.097	81.206
7	11:08.935	1:33.372	80.966

9 65 Michael SWEENEY

Total Time **11:09.026** Avg Speed **79.100** Behind **17.105**

Best Time **1:33.435** Best Speed **80.912** On **4** Gp **a**

Lap	Elapsed Time	Lap Time	Lap Speed
1	1:42.240	1:42.240	73.944
2	3:17.722	1:35.482	79.177
3	4:52.022	1:34.300	80.170
4	6:25.457	1:33.435	80.912
5	8:00.489	1:35.032	79.552
6	9:35.199	1:34.710	79.823
7	11:09.026	1:33.827	80.574

Race Classification

10 59 Darryl TWEED

Total Time **11:11.463** Avg Speed **78.813** Behind **19.542**

Best Time **1:34.016** Best Speed **80.412** On **7** Gp **b**

Lap	Elapsed Time	Lap Time	Lap Speed
1	1:42.178	1:42.178	73.989
2	3:17.429	1:35.251	79.369
3	4:51.697	1:34.268	80.197
4	6:26.559	1:34.862	79.695
5	8:00.723	1:34.164	80.285
6	9:37.447	1:36.724	78.161
7	11:11.463	1:34.016	80.412

11 75 Kevin FITZPATRICK

Total Time **11:12.481** Avg Speed **78.694** Behind **20.560**

Best Time **1:32.844** Best Speed **81.427** On **6** Gp **b**

Lap	Elapsed Time	Lap Time	Lap Speed
1	1:43.812	1:43.812	72.824
2	3:20.283	1:36.471	78.366
3	4:55.376	1:35.093	79.501
4	6:32.065	1:36.689	78.189
5	8:06.287	1:34.222	80.236
6	9:39.131	1:32.844	81.427
7	11:12.481	1:33.350	80.986

12 28 Paul GARTLAND

Total Time **11:23.970** Avg Speed **77.372** Behind **32.049**

Best Time **1:34.726** Best Speed **79.809** On **6** Gp **c**

Lap	Elapsed Time	Lap Time	Lap Speed
1	1:45.852	1:45.852	71.420
2	3:25.528	1:39.676	75.846
3	5:02.170	1:36.642	78.227
4	6:38.413	1:36.243	78.551
5	8:14.067	1:35.654	79.035
6	9:48.793	1:34.726	79.809
7	11:23.970	1:35.177	79.431





Race Classification

13 88 Forest DUNN

Total Time **11:32.308** Avg Speed **76.440** Behind **40.387**

Best Time **1:36.268** Best Speed **78.531** On **7** Gp **b**

Lap	Elapsed Time	Lap Time	Lap Speed
1	1:45.534	1:45.534	71.636
2	3:24.947	1:39.413	76.046
3	5:03.016	1:38.069	77.089
4	6:40.868	1:37.852	77.260
5	8:18.108	1:37.240	77.746
6	9:56.040	1:37.932	77.196
7	11:32.308	1:36.268	78.531

14 93 Paul CRANSTON

Total Time **11:39.659** Avg Speed **75.637** Behind **47.738**

Best Time **1:37.988** Best Speed **77.152** On **7** Gp **c**

Lap	Elapsed Time	Lap Time	Lap Speed
1	1:45.388	1:45.388	71.735
2	3:25.527	1:40.139	75.495
3	5:05.333	1:39.806	75.747
4	6:45.092	1:39.759	75.783
5	8:23.506	1:38.414	76.818
6	10:01.671	1:38.165	77.013
7	11:39.659	1:37.988	77.152

15 89 Sean SEDDON

Total Time **11:57.403** Avg Speed **73.766** Behind **1:05.482**

Best Time **1:38.295** Best Speed **76.911** On **7** Gp **c**

Lap	Elapsed Time	Lap Time	Lap Speed
1	1:52.542	1:52.542	67.175
2	3:36.322	1:43.780	72.846
3	5:18.568	1:42.246	73.939
4	6:59.932	1:41.364	74.583
5	8:39.165	1:39.233	76.184
6	10:19.108	1:39.943	75.643
7	11:57.403	1:38.295	76.911

Race Classification

16 115 Damian HORAN

Total Time **12:04.137** Avg Speed **73.080** Behind **1:12.216**

Best Time **1:36.909** Best Speed **78.011** On **7** Gp **b**

Lap	Elapsed Time	Lap Time	Lap Speed
1	1:47.074	1:47.074	70.605
2	3:27.553	1:40.479	75.240
3	5:06.667	1:39.114	76.276
4	7:11.590	2:04.923	60.517
5	8:49.853	1:38.263	76.936
6	10:27.228	1:37.375	77.638
7	12:04.137	1:36.909	78.011

17 31 Brad VICARS

Total Time **10:23.258** Avg Speed **72.779** Behind **1 Lap**

Best Time **1:38.790** Best Speed **76.526** On **6** Gp **c**

Lap	Elapsed Time	Lap Time	Lap Speed
1	1:45.707	1:45.707	71.518
2	3:39.269	1:53.562	66.572
3	5:24.734	1:45.465	71.683
4	7:04.841	1:40.107	75.519
5	8:44.468	1:39.627	75.883
6	10:23.258	1:38.790	76.526

18 144 Lee HEMBURY

Total Time **10:32.326** Avg Speed **71.735** Behind **1 Lap**

Best Time **1:39.887** Best Speed **75.686** On **6** Gp **c**

Lap	Elapsed Time	Lap Time	Lap Speed
1	1:52.783	1:52.783	67.031
2	3:38.463	1:45.680	71.537
3	5:18.886	1:40.423	75.282
4	7:12.043	1:53.157	66.810
5	8:52.439	1:40.396	75.302
6	10:32.326	1:39.887	75.686

19 53 Adrian HARRISON

Total Time **10:32.658** Avg Speed **71.698** Behind **1 Lap**

Best Time **1:40.905** Best Speed **74.922** On **6** Gp **c**

Lap	Elapsed Time	Lap Time	Lap Speed
1	1:52.332	1:52.332	67.301
2	3:38.757	1:46.425	71.036
3	5:24.878	1:46.121	71.239
4	7:10.441	1:45.563	71.616
5	8:51.753	1:41.312	74.621
6	10:32.658	1:40.905	74.922





SUPERBIKE

Race 3 - The Royal Hotel Open A

Saturday, 27 April 2019

DETAILED RESULT

Race Classification

20 77 Tom WEEDEN

Total Time **10:41.890** Avg Speed **70.666** Behind **1 Lap**

Best Time **1:43.827** Best Speed **72.813** On **6** Gp **c**

Lap	Elapsed Time	Lap Time	Lap Speed
1	1:50.974	1:50.974	68.124
2	3:38.442	1:47.468	70.347
3	5:24.577	1:46.135	71.230
4	7:11.886	1:47.309	70.451
5	8:58.063	1:46.177	71.202
6	10:41.890	1:43.827	72.813

Not Classified

DNF 16 Mike BROWNE

Total Time **6:31.940** Avg Speed **77.155** Behind

Best Time **1:35.813** Best Speed **78.904** On **3** Gp **b**

Lap	Elapsed Time	Lap Time	Lap Speed
1	1:41.898	1:41.898	74.192
2	3:17.902	1:36.004	78.747
3	4:53.715	1:35.813	78.904
4	6:31.940	1:38.225	76.966

DNF 78 Dean CAMPBELL

Total Time **1:46.300** Avg Speed **71.119** Behind

Best Time **2:01.330** Best Speed **62.309** On **1** Gp **b**

Lap	Elapsed Time	Lap Time	Lap Speed
1	1:46.300	1:46.300	71.119



KDM HIRE COOKSTOWN 100

SUPERBIKE

Race 3 - The Royal Hotel Open A

LAP CHART



1					3					5				
No	Name	Gp	Time of Day	Lap Time	No	Name	Gp	Time of Day	Lap Time	No	Name	Gp	Time of Day	Lap Time
82	Derek SHEILS	a	14:15:48.799	1:40.528	82	Derek SHEILS	a	14:18:55.525	1:32.496	82	Derek SHEILS	a	14:21:57.736	1:30.330
56	Adam McLEAN	a	14:15:49.401	1:41.130	56	Adam McLEAN	a	14:18:56.204	1:32.334	56	Adam McLEAN	a	14:21:59.468	1:31.349
86	Derek McGEE	a	14:15:49.804	1:41.533	86	Derek McGEE	a	14:18:56.576	1:32.989	86	Derek McGEE	a	14:21:59.847	1:31.291
5	Thomas MAXWELL	a	14:15:50.009	1:41.738	5	Thomas MAXWELL	a	14:18:57.715	1:33.204	5	Thomas MAXWELL	a	14:22:02.092	1:31.866
16	Mike BROWNE	b	14:15:50.169	1:41.898	38	Paul WILLIAMS	a	14:18:58.916	1:33.863	38	Paul WILLIAMS	a	14:22:05.193	1:32.885
59	Darryl TWEED	b	14:15:50.449	1:42.178	59	Darryl TWEED	b	14:18:59.968	1:34.268	109	Neil KERNOHAN	a	14:22:05.795	1:31.938
65	Michael SWEENEY	a	14:15:50.511	1:42.240	65	Michael SWEENEY	a	14:19:00.293	1:34.300	64	Stephen McKNIGHT	b	14:22:08.309	1:33.131
38	Paul WILLIAMS	a	14:15:50.667	1:42.396	64	Stephen McKNIGHT	b	14:19:00.490	1:34.267	65	Michael SWEENEY	a	14:22:08.760	1:35.032
64	Stephen McKNIGHT	b	14:15:51.292	1:43.021	109	Neil KERNOHAN	a	14:19:00.670	1:34.208	59	Darryl TWEED	b	14:22:08.994	1:34.164
109	Neil KERNOHAN	a	14:15:51.458	1:43.187	16	Mike BROWNE	b	14:19:01.986	1:35.813	22	Paul JORDAN	a	14:22:10.737	1:32.773
75	Kevin FITZPATRICK	b	14:15:52.083	1:43.812	75	Kevin FITZPATRICK	b	14:19:03.647	1:35.093	75	Kevin FITZPATRICK	b	14:22:14.558	1:34.222
22	Paul JORDAN	a	14:15:53.142	1:44.871	22	Paul JORDAN	a	14:19:04.432	1:34.378	28	Paul GARTLAND	c	14:22:22.338	1:35.654
93	Paul CRANSTON	c	14:15:53.659	1:45.388	28	Paul GARTLAND	c	14:19:10.441	1:36.642	88	Forest DUNN	b	14:22:26.379	1:37.240
88	Forest DUNN	b	14:15:53.805	1:45.534	88	Forest DUNN	b	14:19:11.287	1:38.069	93	Paul CRANSTON	c	14:22:31.777	1:38.414
31	Brad VICARS	c	14:15:53.978	1:45.707	93	Paul CRANSTON	c	14:19:13.604	1:39.806	89	Sean SEDDON	c	14:22:47.436	1:39.233
28	Paul GARTLAND	c	14:15:54.123	1:45.852	115	Damian HORAN	b	14:19:14.938	1:39.114	31	Brad VICARS	c	14:22:52.739	1:39.627
78	Dean CAMPBELL	b	14:15:54.571	1:46.300	89	Sean SEDDON	c	14:19:26.839	1:42.246	115	Damian HORAN	b	14:22:58.124	1:38.263
115	Damian HORAN	b	14:15:55.345	1:47.074	144	Lee HEMBURY	c	14:19:27.157	1:40.423	53	Adrian HARRISON	c	14:23:00.024	1:41.312
77	Tom WEEDEN	c	14:15:59.245	1:50.974	77	Tom WEEDEN	c	14:19:32.848	1:46.135	144	Lee HEMBURY	c	14:23:00.710	1:40.396
53	Adrian HARRISON	c	14:16:00.603	1:52.332	31	Brad VICARS	c	14:19:33.005	1:45.465	77	Tom WEEDEN	c	14:23:06.334	1:46.177
89	Sean SEDDON	c	14:16:00.813	1:52.542	53	Adrian HARRISON	c	14:19:33.149	1:46.121					
144	Lee HEMBURY	c	14:16:01.054	1:52.783										

2					4					6				
No	Name	Gp	Time of Day	Lap Time	No	Name	Gp	Time of Day	Lap Time	No	Name	Gp	Time of Day	Lap Time
82	Derek SHEILS	a	14:17:23.029	1:34.230	82	Derek SHEILS	a	14:20:27.406	1:31.881	82	Derek SHEILS	a	14:23:28.578	1:30.842
86	Derek McGEE	a	14:17:23.587	1:33.783	56	Adam McLEAN	a	14:20:28.119	1:31.915	56	Adam McLEAN	a	14:23:31.916	1:32.448
56	Adam McLEAN	a	14:17:23.870	1:34.469	86	Derek McGEE	a	14:20:28.556	1:31.980	86	Derek McGEE	a	14:23:32.133	1:32.286
5	Thomas MAXWELL	a	14:17:24.511	1:34.502	5	Thomas MAXWELL	a	14:20:30.226	1:32.511	5	Thomas MAXWELL	a	14:23:34.390	1:32.298
38	Paul WILLIAMS	a	14:17:25.053	1:34.386	38	Paul WILLIAMS	a	14:20:32.308	1:33.392	109	Neil KERNOHAN	a	14:23:38.475	1:32.680
59	Darryl TWEED	b	14:17:25.700	1:35.251	65	Michael SWEENEY	a	14:20:33.728	1:33.435	38	Paul WILLIAMS	a	14:23:38.550	1:33.357
65	Michael SWEENEY	a	14:17:25.993	1:35.482	109	Neil KERNOHAN	a	14:20:33.857	1:33.187	64	Stephen McKNIGHT	b	14:23:41.093	1:32.784
16	Mike BROWNE	b	14:17:26.173	1:36.004	59	Darryl TWEED	b	14:20:34.830	1:34.862	65	Michael SWEENEY	a	14:23:43.470	1:34.710
64	Stephen McKNIGHT	b	14:17:26.223	1:34.931	64	Stephen McKNIGHT	b	14:20:35.178	1:34.688	22	Paul JORDAN	a	14:23:43.834	1:33.097
109	Neil KERNOHAN	a	14:17:26.462	1:35.004	22	Paul JORDAN	a	14:20:37.964	1:33.532	59	Darryl TWEED	b	14:23:45.718	1:36.724
75	Kevin FITZPATRICK	b	14:17:28.554	1:36.471	16	Mike BROWNE	b	14:20:40.211	1:38.225	75	Kevin FITZPATRICK	b	14:23:47.402	1:32.844
22	Paul JORDAN	a	14:17:30.054	1:36.912	75	Kevin FITZPATRICK	b	14:20:40.336	1:36.689	28	Paul GARTLAND	c	14:23:57.064	1:34.726
88	Forest DUNN	b	14:17:33.218	1:39.413	28	Paul GARTLAND	c	14:20:46.684	1:36.243	88	Forest DUNN	b	14:24:04.311	1:37.932
93	Paul CRANSTON	c	14:17:33.798	1:40.139	88	Forest DUNN	b	14:20:49.139	1:37.852	93	Paul CRANSTON	c	14:24:09.942	1:38.165
28	Paul GARTLAND	c	14:17:33.799	1:39.676	93	Paul CRANSTON	c	14:20:53.363	1:39.759	89	Sean SEDDON	c	14:24:27.379	1:39.943
115	Damian HORAN	b	14:17:35.824	1:40.479	89	Sean SEDDON	c	14:21:08.203	1:41.364	31	Brad VICARS	c	14:24:31.529	1:38.790
89	Sean SEDDON	c	14:17:44.593	1:43.780	31	Brad VICARS	c	14:21:13.112	1:40.107	115	Damian HORAN	b	14:24:35.499	1:37.375
77	Tom WEEDEN	c	14:17:46.713	1:47.468	53	Adrian HARRISON	c	14:21:18.712	1:45.563	144	Lee HEMBURY	c	14:24:40.597	1:39.887
144	Lee HEMBURY	c	14:17:46.734	1:45.680	115	Damian HORAN	b	14:21:19.861	2:04.923	53	Adrian HARRISON	c	14:24:40.929	1:40.905
53	Adrian HARRISON	c	14:17:47.028	1:46.425	77	Tom WEEDEN	c	14:21:20.157	1:47.309	77	Tom WEEDEN	c	14:24:50.161	1:43.827
31	Brad VICARS	c	14:17:47.540	1:53.562	144	Lee HEMBURY	c	14:21:20.314	1:53.157					



KDM HIRE COOKSTOWN 100

SUPERBIKE

Race 3 - The Royal Hotel Open A

LAP CHART



7

No	Name	Gp	Time of Day	Lap Time
82	Derek SHEILS	a	14:25:00.192	1:31.614
56	Adam McLEAN	a	14:25:03.521	1:31.605
86	Derek McGEE	a	14:25:04.106	1:31.973
5	Thomas MAXWELL	a	14:25:06.979	1:32.589
38	Paul WILLIAMS	a	14:25:13.810	1:35.260
109	Neil KERNOHAN	a	14:25:13.849	1:35.374
64	Stephen McKNIGHT	b	14:25:13.945	1:32.852
22	Paul JORDAN	a	14:25:17.206	1:33.372
65	Michael SWEENEY	a	14:25:17.297	1:33.827
59	Darryl TWEED	b	14:25:19.734	1:34.016
75	Kevin FITZPATRICK	b	14:25:20.752	1:33.350
28	Paul GARTLAND	c	14:25:32.241	1:35.177
88	Forest DUNN	b	14:25:40.579	1:36.268
93	Paul CRANSTON	c	14:25:47.930	1:37.988
89	Sean SEDDON	c	14:26:05.674	1:38.295
115	Damian HORAN	b	14:26:12.408	1:36.909

KDM HIRE COOKSTOWN 100

SUPERBIKE

Race 11 - KDM Hire Cookstown 100 A

Saturday, 27 April 2019

Open



-----Best Lap-----
Pos Class No Name Machine / Sponsor Gp Lap Total Time Behind Speed Time Speed On

Race Classification

1	SBKR	86	Derek McGEE	Kawasaki - N J Doyne/McGee Racing	a	3	4:22.936		86.257	1:25.275	88.654	3
2	SBKR	82	Derek SHEILS	Suzuki - Burrows Eng/RK Racing	a	3	4:23.028	0.092	86.227	1:25.322	88.606	3
3	SBKR	56	Adam McLEAN	Kawasaki - McAdoo Kawasaki Racing	a	3	4:23.586	0.650	86.044	1:25.292	88.637	3
4	SBKR	65	Michael SWEENEY	BMW - MJR Racing	a	3	4:23.961	1.025	85.922	1:25.535	88.385	3
5	SBKR	22	Paul JORDAN	Yamaha 600 - Paul Jordan Racing	a	3	4:27.015	4.079	84.939	1:26.083	87.822	3
6	SBKR	109	Neil KERNOHAN	Yamaha - Logan Racing	a	3	4:28.575	5.639	84.446	1:26.818	87.079	3
7	SBKR	5	Thomas MAXWELL	Kawasaki	a	3	4:31.676	8.740	83.482	1:28.055	85.855	2
8	SBKR	28	Paul GARTLAND	Kawasaki - North West Gas	b	2	3:03.543	1 Lap	82.379	1:29.288	84.670	2
9	SBKR	64	Stephen McKNIGHT	BMW - McKnight Racing	b	2	3:04.771	1 Lap	81.831	1:29.691	84.289	2
11	SBKR	59	Darryl TWEED	Honda 600 - DH Racing	b	2	3:06.647	1 Lap	81.009	1:30.939	83.133	2
12	SBKR	75	Kevin FITZPATRICK	Kawasaki 600 - Bert Racing	b	2	3:07.730	1 Lap	80.541	1:31.394	82.719	2
13	SBKR	77	Tom WEEDEN	Suzuki - Burrows Eng/RK Racing	c	2	3:09.295	1 Lap	79.875	1:32.468	81.758	2
14	SBKR	115	Damian HORAN	Suzuki 750 - Murphys Vivo Silver Bridge	b	2	3:09.735	1 Lap	79.690	1:31.705	82.438	2
15	SBKR	31	Brad VICARS	Honda - VRS Racing	b	2	3:10.667	1 Lap	79.301	1:33.874	80.533	2
16	SBKR	93	Paul CRANSTON	Suzuki - P & J Fuel Haulage	b	2	3:13.497	1 Lap	78.141	1:33.907	80.505	2

Fastest Lap

SBKR	86	Derek McGEE	Kawasaki - N J Doyne/McGee Racing							1:25.275	88.654	3
------	----	-------------	-----------------------------------	--	--	--	--	--	--	----------	--------	---

Not Classified


DNF	SBKR	53	Adrian HARRISON	Honda 600 - Top Gun Tools & Fittings	c	2	3:34.056		70.636	1:31.120	82.968	2
-----	------	----	-----------------	--------------------------------------	---	---	----------	--	--------	----------	--------	---

Part 1 red-flagged after leaders completed 3 laps.

Part 2 red-flagged after leaders completed 3 laps - result declared.

Provisional result to be confirmed by the Stewards of the Meeting subject to completion of technical inspections & the time limit for protests

Page 1 / 1

Circuit	Orritor	Signed		Organising Club	Cookstown & District MCC
Length(miles)	2.1000		Chief Timekeeper	Race Started	16:53
Weather	Sunny	Issued At:	17:07	Gp Time Diff - b 13.45 / c 28.51	
Track	Dry				

KDM HIRE COOKSTOWN 100

SUPERBIKE

Race 11 - KDM Hire Cookstown 100 A

Saturday, 27 April 2019

DETAILED RESULT



Open

Race Classification

1 86 Derek McGEE

Total Time **4:22.936** Avg Speed **86.257** Behind
Best Time **1:25.275** Best Speed **88.654** On 3 Gp a

Lap	Elapsed Time	Lap Time	Lap Speed
1	1:31.753	1:31.753	82.395
2	2:57.661	1:25.908	88.001
3	4:22.936	1:25.275	88.654

2 82 Derek SHEILS

Total Time **4:23.028** Avg Speed **86.227** Behind **0.092**
Best Time **1:25.322** Best Speed **88.606** On 3 Gp a

Lap	Elapsed Time	Lap Time	Lap Speed
1	1:31.828	1:31.828	82.328
2	2:57.706	1:25.878	88.032
3	4:23.028	1:25.322	88.606

3 56 Adam McLEAN

Total Time **4:23.586** Avg Speed **86.044** Behind **0.650**
Best Time **1:25.292** Best Speed **88.637** On 3 Gp a

Lap	Elapsed Time	Lap Time	Lap Speed
1	1:32.300	1:32.300	81.907
2	2:58.294	1:25.994	87.913
3	4:23.586	1:25.292	88.637

4 65 Michael SWEENEY

Total Time **4:23.961** Avg Speed **85.922** Behind **1.025**
Best Time **1:25.535** Best Speed **88.385** On 3 Gp a

Lap	Elapsed Time	Lap Time	Lap Speed
1	1:32.566	1:32.566	81.671
2	2:58.426	1:25.860	88.050
3	4:23.961	1:25.535	88.385

5 22 Paul JORDAN

Total Time **4:27.015** Avg Speed **84.939** Behind **4.079**
Best Time **1:26.083** Best Speed **87.822** On 3 Gp a

Lap	Elapsed Time	Lap Time	Lap Speed
1	1:34.447	1:34.447	80.045
2	3:00.932	1:26.485	87.414
3	4:27.015	1:26.083	87.822

Open

Race Classification

6 109 Neil KERNOHAN

Total Time **4:28.575** Avg Speed **84.446** Behind **5.639**
Best Time **1:26.818** Best Speed **87.079** On 3 Gp a

Lap	Elapsed Time	Lap Time	Lap Speed
1	1:33.982	1:33.982	80.441
2	3:01.757	1:27.775	86.129
3	4:28.575	1:26.818	87.079

7 5 Thomas MAXWELL

Total Time **4:31.676** Avg Speed **83.482** Behind **8.740**
Best Time **1:28.055** Best Speed **85.855** On 2 Gp a

Lap	Elapsed Time	Lap Time	Lap Speed
1	1:35.331	1:35.331	79.303
2	3:03.386	1:28.055	85.855
3	4:31.676	1:28.290	85.627

8 28 Paul GARTLAND

Total Time **3:03.543** Avg Speed **82.379** Behind **1 Lap**
Best Time **1:29.288** Best Speed **84.670** On 2 Gp b

Lap	Elapsed Time	Lap Time	Lap Speed
1	1:34.255	1:34.255	80.208
2	3:03.543	1:29.288	84.670

9 64 Stephen McKNIGHT

Total Time **3:04.771** Avg Speed **81.831** Behind **1 Lap**
Best Time **1:29.691** Best Speed **84.289** On 2 Gp b

Lap	Elapsed Time	Lap Time	Lap Speed
1	1:35.080	1:35.080	79.512
2	3:04.771	1:29.691	84.289

11 59 Darryl TWEED

Total Time **3:06.647** Avg Speed **81.009** Behind **1 Lap**
Best Time **1:30.939** Best Speed **83.133** On 2 Gp b

Lap	Elapsed Time	Lap Time	Lap Speed
1	1:35.708	1:35.708	78.990
2	3:06.647	1:30.939	83.133

12 75 Kevin FITZPATRICK

Total Time **3:07.730** Avg Speed **80.541** Behind **1 Lap**
Best Time **1:31.394** Best Speed **82.719** On 2 Gp b

Lap	Elapsed Time	Lap Time	Lap Speed
1	1:36.336	1:36.336	78.475
2	3:07.730	1:31.394	82.719

KDM HIRE COOKSTOWN 100

SUPERBIKE

Race 11 - KDM Hire Cookstown 100 A

Saturday, 27 April 2019

DETAILED RESULT



Open

Race Classification

13 77 Tom WEEDEN

Total Time **3:09.295** Avg Speed **79.875** Behind **1 Lap**

Best Time **1:32.468** Best Speed **81.758** On **2** Gp **c**

Lap	Elapsed Time	Lap Time	Lap Speed
1	1:36.827	1:36.827	78.077
2	3:09.295	1:32.468	81.758

14 115 Damian HORAN

Total Time **3:09.735** Avg Speed **79.690** Behind **1 Lap**

Best Time **1:31.705** Best Speed **82.438** On **2** Gp **b**

Lap	Elapsed Time	Lap Time	Lap Speed
1	1:38.030	1:38.030	77.119
2	3:09.735	1:31.705	82.438

15 31 Brad VICARS

Total Time **3:10.667** Avg Speed **79.301** Behind **1 Lap**

Best Time **1:33.874** Best Speed **80.533** On **2** Gp **b**

Lap	Elapsed Time	Lap Time	Lap Speed
1	1:36.793	1:36.793	78.105
2	3:10.667	1:33.874	80.533

16 93 Paul CRANSTON

Total Time **3:13.497** Avg Speed **78.141** Behind **1 Lap**

Best Time **1:33.907** Best Speed **80.505** On **2** Gp **b**

Lap	Elapsed Time	Lap Time	Lap Speed
1	1:39.590	1:39.590	75.911
2	3:13.497	1:33.907	80.505

Not Classified

DNF 53 Adrian HARRISON

Total Time **3:34.056** Avg Speed **70.636** Behind

Best Time **1:31.120** Best Speed **82.968** On **2** Gp **c**

Lap	Elapsed Time	Lap Time	Lap Speed
1	1:34.426	1:34.426	80.063
2	3:05.546	1:31.120	82.968

KDM HIRE COOKSTOWN 100

SUPERBIKE

Race 11 - KDM Hire Cookstown 100 A

LAP CHART

**1**

No	Name	Gp	Time of Day	Lap Time
86	Derek McGEE	a	16:55:06.579	1:31.753
82	Derek SHEILS	a	16:55:06.654	1:31.828
56	Adam McLEAN	a	16:55:07.126	1:32.300
65	Michael SWEENEY	a	16:55:07.392	1:32.566
109	Neil KERNOHAN	a	16:55:08.808	1:33.982
28	Paul GARTLAND	b	16:55:09.081	1:34.255
53	Adrian HARRISON	c	16:55:09.252	1:34.426
22	Paul JORDAN	a	16:55:09.273	1:34.447
88	Forest DUNN	b	16:55:09.463	1:34.637
64	Stephen McKNIGHT	b	16:55:09.906	1:35.080
5	Thomas MAXWELL	a	16:55:10.157	1:35.331
59	Darryl TWEED	b	16:55:10.534	1:35.708
75	Kevin FITZPATRICK	b	16:55:11.162	1:36.336
31	Brad VICARS	b	16:55:11.619	1:36.793
77	Tom WEEDEN	c	16:55:11.653	1:36.827
115	Damian HORAN	b	16:55:12.856	1:38.030
93	Paul CRANSTON	b	16:55:14.416	1:39.590

3

No	Name	Gp	Time of Day	Lap Time
86	Derek McGEE	a	16:57:57.762	1:25.275
82	Derek SHEILS	a	16:57:57.854	1:25.322
56	Adam McLEAN	a	16:57:58.412	1:25.292
65	Michael SWEENEY	a	16:57:58.787	1:25.535
22	Paul JORDAN	a	16:58:01.841	1:26.083
109	Neil KERNOHAN	a	16:58:03.401	1:26.818
5	Thomas MAXWELL	a	16:58:06.502	1:28.290

2

No	Name	Gp	Time of Day	Lap Time
86	Derek McGEE	a	16:56:32.487	1:25.908
82	Derek SHEILS	a	16:56:32.532	1:25.878
56	Adam McLEAN	a	16:56:33.120	1:25.994
65	Michael SWEENEY	a	16:56:33.252	1:25.860
22	Paul JORDAN	a	16:56:35.758	1:26.485
109	Neil KERNOHAN	a	16:56:36.583	1:27.775
5	Thomas MAXWELL	a	16:56:38.212	1:28.055
28	Paul GARTLAND	b	16:56:38.369	1:29.288
64	Stephen McKNIGHT	b	16:56:39.597	1:29.691
53	Adrian HARRISON	c	16:56:40.372	1:31.120
88	Forest DUNN	b	16:56:40.543	1:31.080
59	Darryl TWEED	b	16:56:41.473	1:30.939
75	Kevin FITZPATRICK	b	16:56:42.556	1:31.394
77	Tom WEEDEN	c	16:56:44.121	1:32.468
115	Damian HORAN	b	16:56:44.561	1:31.705
31	Brad VICARS	b	16:56:45.493	1:33.874
93	Paul CRANSTON	b	16:56:48.323	1:33.907



SUPERBIKE

Race 11 - KDM Hire Cookstown 100 A Part One

Saturday, 27 April 2019

DETAILED RESULT

Open

Race Classification

1 86 Derek McGEE

Total Time **4:23.710** Avg Speed **86.004** Behind
 Best Time **1:25.623** Best Speed **88.294** On **3** Gp **a**

Lap	Elapsed Time	Lap Time	Lap Speed
1	1:31.178	1:31.178	82.915
2	2:58.087	1:26.909	86.988
3	4:23.710	1:25.623	88.294

2 82 Derek SHEILS

Total Time **4:23.902** Avg Speed **85.941** Behind **0.192**
 Best Time **1:25.851** Best Speed **88.060** On **3** Gp **a**

Lap	Elapsed Time	Lap Time	Lap Speed
1	1:31.888	1:31.888	82.274
2	2:58.051	1:26.163	87.741
3	4:23.902	1:25.851	88.060

3 65 Michael SWEENEY

Total Time **4:24.802** Avg Speed **85.649** Behind **1.092**
 Best Time **1:25.929** Best Speed **87.980** On **3** Gp **a**

Lap	Elapsed Time	Lap Time	Lap Speed
1	1:32.295	1:32.295	81.911
2	2:58.873	1:26.578	87.320
3	4:24.802	1:25.929	87.980

4 22 Paul JORDAN

Total Time **4:25.318** Avg Speed **85.482** Behind **1.608**
 Best Time **1:25.845** Best Speed **88.066** On **2** Gp **a**

Lap	Elapsed Time	Lap Time	Lap Speed
1	1:33.304	1:33.304	81.025
2	2:59.149	1:25.845	88.066
3	4:25.318	1:26.169	87.735

5 56 Adam McLEAN

Total Time **4:26.058** Avg Speed **85.245** Behind **2.348**
 Best Time **1:26.302** Best Speed **87.599** On **3** Gp **a**

Lap	Elapsed Time	Lap Time	Lap Speed
1	1:32.942	1:32.942	81.341
2	2:59.756	1:26.814	87.083
3	4:26.058	1:26.302	87.599

Open

Race Classification

6 109 Neil KERNOHAN

Total Time **4:32.204** Avg Speed **83.320** Behind **8.494**
 Best Time **1:28.150** Best Speed **85.763** On **2** Gp **a**

Lap	Elapsed Time	Lap Time	Lap Speed
1	1:35.102	1:35.102	79.494
2	3:03.252	1:28.150	85.763
3	4:32.204	1:28.952	84.990

7 5 Thomas MAXWELL

Total Time **4:33.638** Avg Speed **82.883** Behind **9.928**
 Best Time **1:28.250** Best Speed **85.666** On **2** Gp **a**

Lap	Elapsed Time	Lap Time	Lap Speed
1	1:34.920	1:34.920	79.646
2	3:03.170	1:28.250	85.666
3	4:33.638	1:30.468	83.565

8 38 Paul WILLIAMS

Total Time **4:36.272** Avg Speed **82.093** Behind **12.562**
 Best Time **1:28.927** Best Speed **85.014** On **2** Gp **a**

Lap	Elapsed Time	Lap Time	Lap Speed
1	1:36.935	1:36.935	77.990
2	3:05.862	1:28.927	85.014
3	4:36.272	1:30.410	83.619

9 28 Paul GARTLAND

Total Time **4:39.724** Avg Speed **81.080** Behind **16.014**
 Best Time **1:31.143** Best Speed **82.947** On **2** Gp **c**

Lap	Elapsed Time	Lap Time	Lap Speed
1	1:36.294	1:36.294	78.510
2	3:07.437	1:31.143	82.947
3	4:39.724	1:32.287	81.918

10 88 Forest DUNN

Total Time **4:39.854** Avg Speed **81.042** Behind **16.144**
 Best Time **1:29.912** Best Speed **84.082** On **2** Gp **b**

Lap	Elapsed Time	Lap Time	Lap Speed
1	1:36.793	1:36.793	78.105
2	3:06.705	1:29.912	84.082
3	4:39.854	1:33.149	81.160





SUPERBIKE

Race 11 - KDM Hire Cookstown 100 A Part One

Saturday, 27 April 2019

DETAILED RESULT

Open

Race Classification

11	64 Stephen McKNIGHT	Total Time	4:39.901	Avg Speed	81.029	Behind	16.191
		Best Time	1:29.798	Best Speed	84.189	On	2 Gp b
<i>Lap</i>	<i>Elapsed Time</i>	<i>Lap Time</i>	<i>Lap Speed</i>				
1	1:37.873	1:37.873	77.243				
2	3:07.671	1:29.798	84.189				
3	4:39.901	1:32.230	81.969				

12	31 Brad VICARS	Total Time	4:39.963	Avg Speed	81.011	Behind	16.253
		Best Time	1:30.930	Best Speed	83.141	On	2 Gp c
<i>Lap</i>	<i>Elapsed Time</i>	<i>Lap Time</i>	<i>Lap Speed</i>				
1	1:36.798	1:36.798	78.101				
2	3:07.728	1:30.930	83.141				
3	4:39.963	1:32.235	81.965				

13	59 Darryl TWEED	Total Time	4:40.127	Avg Speed	80.963	Behind	16.417
		Best Time	1:30.494	Best Speed	83.541	On	2 Gp b
<i>Lap</i>	<i>Elapsed Time</i>	<i>Lap Time</i>	<i>Lap Speed</i>				
1	1:35.983	1:35.983	78.764				
2	3:06.477	1:30.494	83.541				
3	4:40.127	1:33.650	80.726				

14	75 Kevin FITZPATRICK	Total Time	4:41.958	Avg Speed	80.438	Behind	18.248
		Best Time	1:31.779	Best Speed	82.372	On	2 Gp b
<i>Lap</i>	<i>Elapsed Time</i>	<i>Lap Time</i>	<i>Lap Speed</i>				
1	1:37.658	1:37.658	77.413				
2	3:09.437	1:31.779	82.372				
3	4:41.958	1:32.521	81.711				

15	115 Damian HORAN	Total Time	4:43.812	Avg Speed	79.912	Behind	20.102
		Best Time	1:31.636	Best Speed	82.500	On	2 Gp b
<i>Lap</i>	<i>Elapsed Time</i>	<i>Lap Time</i>	<i>Lap Speed</i>				
1	1:38.888	1:38.888	76.450				
2	3:10.524	1:31.636	82.500				
3	4:43.812	1:33.288	81.039				

Open

Race Classification

16	93 Paul CRANSTON	Total Time	4:46.987	Avg Speed	79.028	Behind	23.277
		Best Time	1:33.491	Best Speed	80.863	On	2 Gp c
<i>Lap</i>	<i>Elapsed Time</i>	<i>Lap Time</i>	<i>Lap Speed</i>				
1	1:38.933	1:38.933	76.415				
2	3:12.424	1:33.491	80.863				
3	4:46.987	1:34.563	79.947				

17	53 Adrian HARRISON	Total Time	4:48.063	Avg Speed	78.733	Behind	24.353
		Best Time	1:33.092	Best Speed	81.210	On	2 Gp c
<i>Lap</i>	<i>Elapsed Time</i>	<i>Lap Time</i>	<i>Lap Speed</i>				
1	1:39.736	1:39.736	75.800				
2	3:12.828	1:33.092	81.210				
3	4:48.063	1:35.235	79.383				

18	77 Tom WEEDEN	Total Time	5:01.544	Avg Speed	75.213	Behind	37.834
		Best Time	1:33.784	Best Speed	80.611	On	2 Gp c
<i>Lap</i>	<i>Elapsed Time</i>	<i>Lap Time</i>	<i>Lap Speed</i>				
1	1:40.955	1:40.955	74.885				
2	3:14.739	1:33.784	80.611				
3	5:01.544	1:46.805	70.783				

Not Classified

DNF	78 Dean CAMPBELL	Total Time	3:14.043	Avg Speed	77.921	Behind	
		Best Time	1:33.677	Best Speed	80.703	On	2 Gp b
<i>Lap</i>	<i>Elapsed Time</i>	<i>Lap Time</i>	<i>Lap Speed</i>				
1	1:40.366	1:40.366	75.324				
2	3:14.043	1:33.677	80.703				

DNF	89 Sean SEDDON	Total Time	3:15.094	Avg Speed	77.501	Behind	
		Best Time	1:33.738	Best Speed	80.650	On	2 Gp c
<i>Lap</i>	<i>Elapsed Time</i>	<i>Lap Time</i>	<i>Lap Speed</i>				
1	1:41.356	1:41.356	74.589				
2	3:15.094	1:33.738	80.650				



KDM HIRE COOKSTOWN 100

SUPERBIKE

Race 11 - KDM Hire Cookstown 100 A Part One

Saturday, 27 April 2019

DETAILED RESULT



Open

Not Classified

DNF 144 Lee HEMBURY

Total Time 3:15.514 Avg Speed 77.335 Behind
Best Time 1:33.614 Best Speed 80.757 On 2 Gp c

Lap	Elapsed Time	Lap Time	Lap Speed
1	1:41.900	1:41.900	74.190
2	3:15.514	1:33.614	80.757



KDM HIRE COOKSTOWN 100

SUPERBIKE

Race 11 - KDM Hire Cookstown 100 A Part One

LAP CHART

**1**

No	Name	Gp	Time of Day	Lap Time
86	Derek McGEE	a	16:28:24.804	1:31.178
82	Derek SHEILS	a	16:28:25.514	1:31.888
65	Michael SWEENEY	a	16:28:25.921	1:32.295
56	Adam McLEAN	a	16:28:26.568	1:32.942
22	Paul JORDAN	a	16:28:26.930	1:33.304
5	Thomas MAXWELL	a	16:28:28.546	1:34.920
109	Neil KERNOHAN	a	16:28:28.728	1:35.102
59	Darryl TWEED	b	16:28:29.609	1:35.983
28	Paul GARTLAND	c	16:28:29.920	1:36.294
88	Forest DUNN	b	16:28:30.419	1:36.793
31	Brad VICARS	c	16:28:30.424	1:36.798
38	Paul WILLIAMS	a	16:28:30.561	1:36.935
75	Kevin FITZPATRICK	b	16:28:31.284	1:37.658
64	Stephen McKNIGHT	b	16:28:31.499	1:37.873
115	Damian HORAN	b	16:28:32.514	1:38.888
93	Paul CRANSTON	c	16:28:32.559	1:38.933
53	Adrian HARRISON	c	16:28:33.362	1:39.736
78	Dean CAMPBELL	b	16:28:33.992	1:40.366
77	Tom WEEDEN	c	16:28:34.581	1:40.955
89	Sean SEDDON	c	16:28:34.982	1:41.356
144	Lee HEMBURY	c	16:28:35.526	1:41.900

3

No	Name	Gp	Time of Day	Lap Time
86	Derek McGEE	a	16:31:17.336	1:25.623
82	Derek SHEILS	a	16:31:17.528	1:25.851
65	Michael SWEENEY	a	16:31:18.428	1:25.929
22	Paul JORDAN	a	16:31:18.944	1:26.169
56	Adam McLEAN	a	16:31:19.684	1:26.302
109	Neil KERNOHAN	a	16:31:25.830	1:28.952
5	Thomas MAXWELL	a	16:31:27.264	1:30.468
38	Paul WILLIAMS	a	16:31:29.898	1:30.410
28	Paul GARTLAND	c	16:31:33.350	1:32.287
88	Forest DUNN	b	16:31:33.480	1:33.149
64	Stephen McKNIGHT	b	16:31:33.527	1:32.230
31	Brad VICARS	c	16:31:33.589	1:32.235
59	Darryl TWEED	b	16:31:33.753	1:33.650
75	Kevin FITZPATRICK	b	16:31:35.584	1:32.521
115	Damian HORAN	b	16:31:37.438	1:33.288
93	Paul CRANSTON	c	16:31:40.613	1:34.563
53	Adrian HARRISON	c	16:31:41.689	1:35.235
77	Tom WEEDEN	c	16:31:55.170	1:46.805

2

No	Name	Gp	Time of Day	Lap Time
82	Derek SHEILS	a	16:29:51.677	1:26.163
86	Derek McGEE	a	16:29:51.713	1:26.909
65	Michael SWEENEY	a	16:29:52.499	1:26.578
22	Paul JORDAN	a	16:29:52.775	1:25.845
56	Adam McLEAN	a	16:29:53.382	1:26.814
5	Thomas MAXWELL	a	16:29:56.796	1:28.250
109	Neil KERNOHAN	a	16:29:56.878	1:28.150
38	Paul WILLIAMS	a	16:29:59.488	1:28.927
59	Darryl TWEED	b	16:30:00.103	1:30.494
88	Forest DUNN	b	16:30:00.331	1:29.912
28	Paul GARTLAND	c	16:30:01.063	1:31.143
64	Stephen McKNIGHT	b	16:30:01.297	1:29.798
31	Brad VICARS	c	16:30:01.354	1:30.930
75	Kevin FITZPATRICK	b	16:30:03.063	1:31.779
115	Damian HORAN	b	16:30:04.150	1:31.636
93	Paul CRANSTON	c	16:30:06.050	1:33.491
53	Adrian HARRISON	c	16:30:06.454	1:33.092
78	Dean CAMPBELL	b	16:30:07.669	1:33.677
77	Tom WEEDEN	c	16:30:08.365	1:33.784
89	Sean SEDDON	c	16:30:08.720	1:33.738
144	Lee HEMBURY	c	16:30:09.140	1:33.614

ROAD RACE - IRISH SUPERBIKE

2019

#1

Pos	No.	Name	Total	Diff	Gap	R1	R2
1	82	Derek SHEILS	45	0	0	25	20
2	86	Derek McGEE	41	4	4	16	25
3	56	Adam McLEAN	36	9	5	20	16
4	5	Thomas MAXWELL	22	23	14	13	9
5	65	Michael SWEENEY	20	25	2	7	13
6	109	Neil KERNOHAN	20	25	0	10	10
7	22	Paul JORDAN	19	26	1	8	11
8	64	Stephen McKNIGHT	16	29	3	9	7
9	28	Paul GARTLAND	12	33	4	4	8
10	38	Paul WILLIAMS	11	34	1	11	x
11	59	Darryl TWEED	11	34	0	6	5
12	88	Forest DUNN	9	36	2	3	6
13	75	Kevin FITZPATRICK	9	36	0	5	4
14	77	Tom WEEDEN	3	42	6	x	3
15	93	Paul CRANSTON	2	43	1	2	x
16	115	Damian HORAN	2	43	0	x	2
17	89	Sean SEDDON	1	44	1	1	x
18	31	Brad VICARS	1	44	0	x	1

Event Legend

#1 26/04/2019 KDM HIRE COOKSTOWN 100

ROAD RACE - ULSTER SUPERBIKE

2019

#1

Pos	No.	Name	Total	Diff	Gap	R1	R2
1	82	Derek SHEILS	45	0	0	25	20
2	86	Derek McGEE	41	4	4	16	25
3	56	Adam McLEAN	36	9	5	20	16
4	5	Thomas MAXWELL	22	23	14	13	9
5	65	Michael SWEENEY	20	25	2	7	13
6	109	Neil KERNOHAN	20	25	0	10	10
7	22	Paul JORDAN	19	26	1	8	11
8	64	Stephen McKNIGHT	16	29	3	9	7
9	28	Paul GARTLAND	12	33	4	4	8
10	38	Paul WILLIAMS	11	34	1	11	x
11	59	Darryl TWEED	11	34	0	6	5
12	88	Forest DUNN	9	36	2	3	6
13	75	Kevin FITZPATRICK	9	36	0	5	4
14	77	Tom WEEDEN	3	42	6	x	3
15	93	Paul CRANSTON	2	43	1	2	x
16	115	Damian HORAN	2	43	0	x	2
17	89	Sean SEDDON	1	44	1	1	x
18	31	Brad VICARS	1	44	0	x	1

Event Legend

#1 26/04/2019 KDM HIRE COOKSTOWN 100