



## COOKSTOWN 100

Friday 26<sup>th</sup> & Saturday 27<sup>th</sup> April 2019

promoted by Cookstown & District MCC  
cookstown100.org

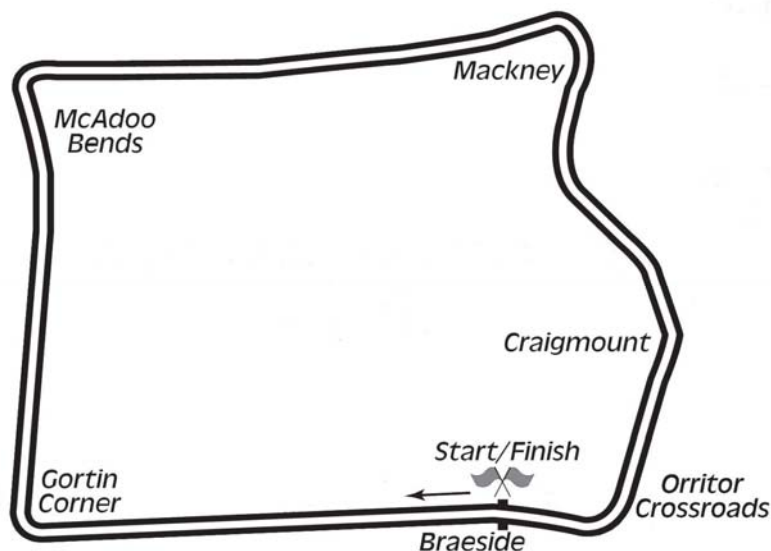
JMB COACHES /  LAFARGE  
CEMENT  
LIGHTWEIGHT SUPERSPORT  
&  
250GP  
&  
FORGOTTEN ERA



Comhairle Ceantair  
**Lár Uladh**  
**Mid Ulster**  
District Council



## Orritor Circuit 2.1 miles



### LAP RECORDS at the start of the meeting

Class	Rider	Machine	m s	mph	Year
125cc	William Dunlop	Honda	1 34.755	79.785	2010
Supersport 300	to be established				
Moto 3	Derek McGee	Honda 250	1 33.802	80.595	2018
250cc	William Dunlop	Honda	1 29.658	84.320	2009
Lightweight Supersport	Darryl Tweed	Kawasaki 400	1 34.604	79.912	2016
Supermono	Shaun Anderson	Kramer 690	1 36.710	78.172	2018
Supertwin	James Cowton	Kawasaki	1 29.657	84.321	2015
Supersport	Michael Dunlop	Yamaha	1 24.783	89.169	2011
Superbike	Michael Dunlop	Honda	1 22.641	91.480	2013
Senior Support	Gary Robinson	Yamaha 600	1 29.956	84.041	2007
Junior Support	Joseph Loughlin	Kawasaki 650	1 30.965	83.109	2017
Classic 1000cc	Wattie Brown	Norton 920	1 40.273	75.394	2006
Classic 500cc	Neill McWhirter	Norton	1 41.491	74.489	2010
Classic 350cc	Paul Coward	Honda	1 43.421	73.099	2004
Classic 250cc	Geoff McMullan	Suzuki	1 47.294	70.461	2006
Forgotten Era	Anthony McColgan	Bimota 750	1 37.178	77.795	2016

### MOST WINS AT COOKSTOWN 100

Ryan Farquhar	26	1996-12 (400-1, 450-2, STWN-4, SSP-5, SBK-13, SJUN-1)
Ray McCullough	14	1967-79 (250-8, 350-3, 500-3)
William Dunlop	14	2006-17 (125-3, 250-5, SSP-5, SBK B-1)
Joey Dunlop	11	1977-98 (125-1, 250-4, 350-2, 500-2, SSP-1, SBK-1)
Robert Dunlop	11	1985-08 (125-7, 250-1, 250 B-1, 350-1, SBK-1)
Barry Davidson	11	2007-18 (250-1, C350-6, C500-4)
Phillip McCallen	10	1987-96 (250-3, 350-1, SSP-2, SBK-4)
Michael Dunlop	10	2006-18 (125-1, 250-1, STWN-2, STWN B-1, SSP-2, SBK-2, SJUN-1)
Richard Ford	9	2008-18 (C250-2, C1000-5, SJUN B-2)
Courtney Junk	8	1974-83 (200-2, 250-4, 350-1, 500-1)
Mervyn Elwood	8	1987-97 (C500-5, C1000-3)

### MOST WINS AT ALL IRISH ROAD RACE MEETINGS (after East Coast Races 2018)

#### Most Wins at All Irish Road Race Meetings

Ryan Farquhar	211	1995-16
Joey Dunlop	156	1971-00
Robert Dunlop	135	1980-08
William Dunlop	119	2005-17
Ray McCullough	109	1960-82
Phillip McCallen	109	1987-99
Michael Dunlop	102	2006-18
Brian Reid	78	1980-94
Darran Lindsay	74	1999-06
Barry Davidson	68	1998-18

# KDM HIRE COOKSTOWN 100

## LIGHTWEIGHT SUPERSPORT/250GP/FORGOTTEN ERA

### Qualifying


Friday, 26 April 2019



Pos	Class	No	Name	Machine / Sponsor	----- Best Lap -----				
					Time	Behind	Speed	On	Laps
<b>Qualifying Classification</b>									
1	LWSR	38	Paul WILLIAMS	Yamaha 400 - PK Racing	1:37.418		77.604	3	5
2	LWSR	29	Alastair HAWORTH	Yamaha 400	1:37.853	0.435	77.259	3	4
3	LWSR	49	Stephen McKEOWN	Kawasaki 400 - McKillop Motorcycles	1:39.321	1.903	76.117	5	5
4	LWSR	59	Darryl ANDERSON	Kawasaki 400	1:40.853	3.435	74.961	5	5
5	LWSR	316	Stephen MORRISON	Kawasaki 400 - NAB Racing	1:41.114	3.696	74.767	2	5
6	250R	122	Chris MEYER	Honda 250	1:41.667	4.249	74.360	5	5
7	FERA	72	Gareth KEYS	Yamaha 347 - HK Racing	1:42.254	4.836	73.934	5	5
8	LWSR	32	Aaron BOYD	Kawasaki 400	1:42.964	5.546	73.424	5	5
9	LWSR	199	Lloyd COLLINS	Kawasaki 400 - Warren Drives	1:45.547	8.129	71.627	3	5
10	LWSR	133	Jordan McFERRAN	Kawasaki 400 - B Domican	1:46.227	8.809	71.168	5	5
11	FERA	12	Richard FORD	Seeley Norton 750 - Bob Jackson Racing	1:46.734	9.316	70.830	5	5
12	LWSR	42	Brian LOUGHLIN	Kawasaki 400 - G2-Tech Racing	1:46.920	9.502	70.707	3	5
13	LWSR	57	Yvonne MONTGOMERY	Kawasaki 400	1:47.130	9.712	70.568	4	5
14	LWSR	77	Mark SHIELS	Kawasaki 400 - MSR	1:52.272	14.854	67.336	5	5

Provisional result to be confirmed by the Stewards of the Meeting subject to completion of technical inspections & the time limit for protests

Page 1 / 1

Circuit	<b>Orritor</b>	Signed		Organising Club	<b>Cookstown &amp; District MCC</b>
Length(miles)	<b>2.1000</b>		Chief Timekeeper	Qualifying Started	<b>16:27</b>
Weather	<b>Cloudy</b>	Issued At:	16:44		
Track	<b>Dry</b>				



**Qualifying Classification**

Position

<b>1</b>	<b>38 Paul WILLIAMS</b>			
LWSR		Behind		
Best Time	<b>1:37.418</b>	Best Speed	<b>77.604</b>	On 3 Gp
Lap	Elapsed Time	Lap Time	Lap Speed	
1	1:59.875	1:59.875	63.066	
2	3:39.750	1:39.875	75.695	
3	5:17.168	1:37.418	77.604	
4	6:54.994	1:37.826	77.280	
5	8:32.921	1:37.927	77.200	

<b>2</b>	<b>29 Alastair HAWORTH</b>			
LWSR		Behind	<b>0.435</b>	
Best Time	<b>1:37.853</b>	Best Speed	<b>77.259</b>	On 3 Gp
Lap	Elapsed Time	Lap Time	Lap Speed	
1	2:04.430	2:04.430	60.757	
2	3:44.069	1:39.639	75.874	
3	5:21.922	1:37.853	77.259	
4	9:30.003	4:08.081	30.474	

<b>3</b>	<b>49 Stephen McKEOWN</b>			
LWSR		Behind	<b>1.903</b>	
Best Time	<b>1:39.321</b>	Best Speed	<b>76.117</b>	On 5 Gp
Lap	Elapsed Time	Lap Time	Lap Speed	
1	2:04.523	2:04.523	60.712	
2	3:47.581	1:43.058	73.357	
3	5:29.377	1:41.796	74.266	
4	7:11.231	1:41.854	74.224	
5	8:50.552	1:39.321	76.117	

<b>4</b>	<b>59 Darryl ANDERSON</b>			
LWSR		Behind	<b>3.435</b>	
Best Time	<b>1:40.853</b>	Best Speed	<b>74.961</b>	On 5 Gp
Lap	Elapsed Time	Lap Time	Lap Speed	
1	1:56.256	1:56.256	65.029	
2	3:39.784	1:43.528	73.024	
3	5:21.825	1:42.041	74.088	
4	7:03.200	1:41.375	74.575	
5	8:44.053	1:40.853	74.961	

**Qualifying Classification**

Position

<b>5</b>	<b>316 Stephen MORRISON</b>			
LWSR		Behind	<b>3.696</b>	
Best Time	<b>1:41.114</b>	Best Speed	<b>74.767</b>	On 2 Gp
Lap	Elapsed Time	Lap Time	Lap Speed	
1	1:50.838	1:50.838	68.208	
2	3:31.952	1:41.114	74.767	
3	5:13.446	1:41.494	74.487	
4	6:54.737	1:41.291	74.636	
5	8:36.422	1:41.685	74.347	

<b>6</b>	<b>122 Chris MEYER</b>			
250R		Behind	<b>4.249</b>	
Best Time	<b>1:41.667</b>	Best Speed	<b>74.360</b>	On 5 Gp
Lap	Elapsed Time	Lap Time	Lap Speed	
1	2:14.325	2:14.325	56.281	
2	3:58.331	1:44.006	72.688	
3	5:41.331	1:43.000	73.398	
4	7:23.905	1:42.574	73.703	
5	9:05.572	1:41.667	74.360	

<b>7</b>	<b>72 Gareth KEYS</b>			
FERA		Behind	<b>4.836</b>	
Best Time	<b>1:42.254</b>	Best Speed	<b>73.934</b>	On 5 Gp
Lap	Elapsed Time	Lap Time	Lap Speed	
1	2:38.878	2:38.878	47.584	
2	4:31.167	1:52.289	67.326	
3	6:16.595	1:45.428	71.708	
4	8:00.174	1:43.579	72.988	
5	9:42.428	1:42.254	73.934	

<b>8</b>	<b>32 Aaron BOYD</b>			
LWSR		Behind	<b>5.546</b>	
Best Time	<b>1:42.964</b>	Best Speed	<b>73.424</b>	On 5 Gp
Lap	Elapsed Time	Lap Time	Lap Speed	
1	2:11.298	2:11.298	57.579	
2	3:55.125	1:43.827	72.813	
3	5:38.147	1:43.022	73.382	
4	7:21.848	1:43.701	72.902	
5	9:04.812	1:42.964	73.424	





LIGHTWEIGHT SUPERSPORT/250GP/FORGOTTEN ERA

Qualifying

Friday, 26 April 2019

DETAILED RESULT

Qualifying Classification

Position

**9** 199 Lloyd COLLINS

LWSR Behind 8.129

Best Time 1:45.547 Best Speed 71.627 On 3 Gp

Lap	Elapsed Time	Lap Time	Lap Speed
1	2:20.434	2:20.434	53.833
2	4:06.831	1:46.397	71.055
3	5:52.378	1:45.547	71.627
4	7:38.182	1:45.804	71.453
5	9:24.640	1:46.458	71.014

Qualifying Classification

Position

**13** 57 Yvonne MONTGOMERY

LWSR Behind 9.712

Best Time 1:47.130 Best Speed 70.568 On 4 Gp

Lap	Elapsed Time	Lap Time	Lap Speed
1	2:26.393	2:26.393	51.642
2	4:14.461	1:48.068	69.956
3	6:02.381	1:47.920	70.052
4	7:49.511	1:47.130	70.568
5	9:37.167	1:47.656	70.224

**10** 133 Jordan McFERRAN

LWSR Behind 8.809

Best Time 1:46.227 Best Speed 71.168 On 5 Gp

Lap	Elapsed Time	Lap Time	Lap Speed
1	2:07.984	2:07.984	59.070
2	3:54.689	1:46.705	70.850
3	5:42.407	1:47.718	70.183
4	7:29.583	1:47.176	70.538
5	9:15.810	1:46.227	71.168

**14** 77 Mark SHIELS

LWSR Behind 14.854

Best Time 1:52.272 Best Speed 67.336 On 5 Gp

Lap	Elapsed Time	Lap Time	Lap Speed
1	2:36.727	2:36.727	48.237
2	4:31.205	1:54.478	66.039
3	6:23.781	1:52.576	67.155
4	8:16.361	1:52.580	67.152
5	10:08.633	1:52.272	67.336

**11** 12 Richard FORD

FERA Behind 9.316

Best Time 1:46.734 Best Speed 70.830 On 5 Gp

Lap	Elapsed Time	Lap Time	Lap Speed
1	2:45.186	2:45.186	45.767
2	4:37.300	1:52.114	67.431
3	6:26.050	1:48.750	69.517
4	8:16.510	1:50.460	68.441
5	10:03.244	1:46.734	70.830

**12** 42 Brian LOUGHLIN

LWSR Behind 9.502

Best Time 1:46.920 Best Speed 70.707 On 3 Gp

Lap	Elapsed Time	Lap Time	Lap Speed
1	1:59.243	1:59.243	63.400
2	3:47.655	1:48.412	69.734
3	5:34.575	1:46.920	70.707
4	7:21.613	1:47.038	70.629
5	9:09.353	1:47.740	70.169



**KDM HIRE COOKSTOWN 100**

LIGHTWEIGHT SUPERSPORT/250GP/FORGOTTEN ERA

Orriotr 2.100 miles

R10: JMB Coaches/Lafarge Cement Lightweight


27/04/2019 14:15

Race (7 Laps)

**RACE 10 - LIGHTWEIGHT SUPERSPORT**

6	42 A	57 B	77 C
5	199 A	133 B	12 C
4			
3	72 A	32 B	
2	59 A	316 B	122 C
1	38 A	29 B	49 C

POLE POSITION



Promoted by Cookstown and District Motorcycle Club

Orbits

Provisional result to be confirmed by the Stewards of the Meeting subject to the completion of technical inspections and the time limit for protests  
MCUI (Ulster Centre) Timing @ www.elaps-timing.com




# KDM HIRE COOKSTOWN 100

## LIGHTWEIGHT SUPERSPORT/250GP/FORGOTTEN ERA

### Race 10 - JMB Coaches/Lafarge Cement Lightweight


Saturday, 27 April 2019



Pos	Class	No	Name	Machine / Sponsor	Gp	Lap	Total Time	Behind	Speed	-----Best Lap-----		
										Time	Speed	On
<b>Race Classification</b>												
1	LWSR	38	Paul WILLIAMS	Yamaha 400 - PK Racing	a	7	11:39.059		75.702	1:38.321	76.891	5
2	LWSR	49	Stephen McKEOWN	Kawasaki 400 - McKillop Motorcycles	a	7	11:39.477	0.418	75.657	1:37.957	77.177	5
3	LWSR	199	Lloyd COLLINS	Kawasaki 400 - Warren Drives	b	7	12:16.116	37.057	71.891	1:42.875	73.487	3
4	FERA	72	Gareth KEYS	Yamaha 347 - HK Racing	a	7	12:17.062	38.003	71.799	1:41.580	74.424	5
5	LWSR	316	Stephen MORRISON	Kawasaki 400 - NAB Racing	a	7	12:18.252	39.193	71.683	1:42.699	73.613	4
6	250R	122	Chris MEYER	Honda 250	a	7	12:21.871	42.812	71.333	1:43.018	73.385	3
7	LWSR	32	Aaron BOYD	Kawasaki 400	a	7	12:26.729	47.670	70.869	1:43.682	72.915	4
8	FERA	12	Richard FORD	Seeley Norton 750 - Bob Jackson Racing	b	7	12:29.586	50.527	70.599	1:42.982	73.411	4
9	LWSR	105	Darren DUNCAN	Kawasaki 400	b	7	12:42.533	1:03.474	69.400	1:47.187	70.531	2
10	LWSR	42	Brian LOUGHLIN	Kawasaki 400 - G2-Tech Racing	b	7	12:53.951	1:14.892	68.376	1:46.244	71.157	2
11	LWSR	133	Jordan McFERRAN	Kawasaki 400 - B Domican	b	7	12:54.317	1:15.258	68.344	1:48.592	69.618	5
<b>Fastest Lap</b>												
	LWSR	49	Stephen McKEOWN	Kawasaki 400 - McKillop Motorcycles						1:37.957	77.177	5
<b>Not Classified</b>												
<b>DNF</b>	LWSR	29	Alastair HAWORTH	Yamaha 400	a	5	8:23.153		75.126	1:38.975	76.383	4

Provisional result to be confirmed by the Stewards of the Meeting subject to completion of technical inspections & the time limit for protests

Page 1 / 1

Circuit	<b>Orritor</b>	Signed		Organising Club	<b>Cookstown &amp; District MCC</b>
Length(miles)	<b>2.1000</b>		Chief Timekeeper	Race Started	<b>15:24</b>
Weather	<b>Cloudy</b>	Issued At:	<b>15:43</b>	<b>Gp Time Diff - b 14.63</b>	
Track	<b>Dry</b>				



LIGHTWEIGHT SUPERSPORT/250GP/FORGOTTEN ERA

Race 10 - JMB Coaches/Lafarge Cement Lightweight

Saturday, 27 April 2019

DETAILED RESULT

**Race Classification**

**1 38 Paul WILLIAMS**

Total Time **11:39.059** Avg Speed **75.702** Behind  
 Best Time **1:38.321** Best Speed **76.891** On **5** Gp **a**

Lap	Elapsed Time	Lap Time	Lap Speed
1	1:45.235	1:45.235	71.839
2	3:25.163	1:39.928	75.654
3	5:04.154	1:38.991	76.371
4	6:42.543	1:38.389	76.838
5	8:20.864	1:38.321	76.891
6	9:59.388	1:38.524	76.733
7	11:39.059	1:39.671	75.850

**2 49 Stephen McKEOWN**

Total Time **11:39.477** Avg Speed **75.657** Behind **0.418**  
 Best Time **1:37.957** Best Speed **77.177** On **5** Gp **a**

Lap	Elapsed Time	Lap Time	Lap Speed
1	1:44.984	1:44.984	72.011
2	3:24.558	1:39.574	75.923
3	5:03.879	1:39.321	76.117
4	6:42.723	1:38.844	76.484
5	8:20.680	1:37.957	77.177
6	9:59.227	1:38.547	76.715
7	11:39.477	1:40.250	75.411

**3 199 Lloyd COLLINS**

Total Time **12:16.116** Avg Speed **71.891** Behind **37.057**  
 Best Time **1:42.875** Best Speed **73.487** On **3** Gp **b**

Lap	Elapsed Time	Lap Time	Lap Speed
1	1:51.702	1:51.702	67.680
2	3:34.814	1:43.112	73.318
3	5:17.689	1:42.875	73.487
4	7:00.838	1:43.149	73.292
5	8:44.646	1:43.808	72.827
6	10:30.855	1:46.209	71.180
7	12:16.116	1:45.261	71.821

**Race Classification**

**4 72 Gareth KEYS**

Total Time **12:17.062** Avg Speed **71.799** Behind **38.003**  
 Best Time **1:41.580** Best Speed **74.424** On **5** Gp **a**

Lap	Elapsed Time	Lap Time	Lap Speed
1	1:52.166	1:52.166	67.400
2	3:35.942	1:43.776	72.849
3	5:21.899	1:45.957	71.350
4	7:05.095	1:43.196	73.259
5	8:46.675	1:41.580	74.424
6	10:32.784	1:46.109	71.247
7	12:17.062	1:44.278	72.499

**5 316 Stephen MORRISON**

Total Time **12:18.252** Avg Speed **71.683** Behind **39.193**  
 Best Time **1:42.699** Best Speed **73.613** On **4** Gp **a**

Lap	Elapsed Time	Lap Time	Lap Speed
1	1:49.890	1:49.890	68.796
2	3:33.734	1:43.844	72.802
3	5:16.564	1:42.830	73.519
4	6:59.263	1:42.699	73.613
5	8:43.895	1:44.632	72.253
6	10:32.732	1:48.837	69.462
7	12:18.252	1:45.520	71.645

**6 122 Chris MEYER**

Total Time **12:21.871** Avg Speed **71.333** Behind **42.812**  
 Best Time **1:43.018** Best Speed **73.385** On **3** Gp **a**

Lap	Elapsed Time	Lap Time	Lap Speed
1	1:51.705	1:51.705	67.678
2	3:36.001	1:44.296	72.486
3	5:19.019	1:43.018	73.385
4	7:02.943	1:43.924	72.745
5	8:46.785	1:43.842	72.803
6	10:32.928	1:46.143	71.225
7	12:21.871	1:48.943	69.394







LIGHTWEIGHT SUPERSPORT/250GP/FORGOTTEN ERA

Race 10 - JMB Coaches/Lafarge Cement Lightweight

Saturday, 27 April 2019

DETAILED RESULT

**Race Classification**

**7 32 Aaron BOYD**

Total Time **12:26.729** Avg Speed **70.869** Behind **47.670**  
 Best Time **1:43.682** Best Speed **72.915** On **4** Gp **a**

Lap	Elapsed Time	Lap Time	Lap Speed
1	1:53.223	1:53.223	66.771
2	3:37.373	1:44.150	72.588
3	5:21.611	1:44.238	72.526
4	7:05.293	1:43.682	72.915
5	8:50.437	1:45.144	71.901
6	10:36.577	1:46.140	71.227
7	12:26.729	1:50.152	68.632

**8 12 Richard FORD**

Total Time **12:29.586** Avg Speed **70.599** Behind **50.527**  
 Best Time **1:42.982** Best Speed **73.411** On **4** Gp **b**

Lap	Elapsed Time	Lap Time	Lap Speed
1	1:55.146	1:55.146	65.656
2	3:40.220	1:45.074	71.949
3	5:24.757	1:44.537	72.319
4	7:07.739	1:42.982	73.411
5	8:52.884	1:45.145	71.901
6	10:40.844	1:47.960	70.026
7	12:29.586	1:48.742	69.522

**9 105 Darren DUNCAN**

Total Time **12:42.533** Avg Speed **69.400** Behind **1:03.474**  
 Best Time **1:47.187** Best Speed **70.531** On **2** Gp **b**

Lap	Elapsed Time	Lap Time	Lap Speed
1	1:52.492	1:52.492	67.205
2	3:39.679	1:47.187	70.531
3	5:27.147	1:47.468	70.347
4	7:14.601	1:47.454	70.356
5	9:03.281	1:48.680	69.562
6	10:52.867	1:49.586	68.987
7	12:42.533	1:49.666	68.937

**Race Classification**

**10 42 Brian LOUGHLIN**

Total Time **12:53.951** Avg Speed **68.376** Behind **1:14.892**  
 Best Time **1:46.244** Best Speed **71.157** On **2** Gp **b**

Lap	Elapsed Time	Lap Time	Lap Speed
1	1:51.365	1:51.365	67.885
2	3:37.609	1:46.244	71.157
3	5:24.463	1:46.854	70.751
4	7:25.397	2:00.934	62.513
5	9:14.014	1:48.617	69.602
6	11:04.514	1:50.500	68.416
7	12:53.951	1:49.437	69.081

**11 133 Jordan McFERRAN**

Total Time **12:54.317** Avg Speed **68.344** Behind **1:15.258**  
 Best Time **1:48.592** Best Speed **69.618** On **5** Gp **b**

Lap	Elapsed Time	Lap Time	Lap Speed
1	1:54.812	1:54.812	65.847
2	3:45.104	1:50.292	68.545
3	5:35.507	1:50.403	68.476
4	7:24.481	1:48.974	69.374
5	9:13.073	1:48.592	69.618
6	11:05.001	1:51.928	67.543
7	12:54.317	1:49.316	69.157

**Not Classified**

**DNF 29 Alastair HAWORTH**

Total Time **8:23.153** Avg Speed **75.126** Behind  
 Best Time **1:38.975** Best Speed **76.383** On **4** Gp **a**

Lap	Elapsed Time	Lap Time	Lap Speed
1	1:44.566	1:44.566	72.299
2	3:24.908	1:40.342	75.342
3	5:04.638	1:39.730	75.805
4	6:43.613	1:38.975	76.383
5	8:23.153	1:39.540	75.949



# KDM HIRE COOKSTOWN 100

## LIGHTWEIGHT SUPERSPORT/250GP/FORGOTTEN ERA

### Race 10 - JMB Coaches/Lafarge Cement Lightweight

# LAP CHART



## 1

No	Name	Gp	Time of Day	Lap Time
29	Alastair HAWORTH	a	15:26:44.184	1:44.566
49	Stephen McKEOWN	a	15:26:44.602	1:44.984
38	Paul WILLIAMS	a	15:26:44.853	1:45.235
316	Stephen MORRISON	a	15:26:49.508	1:49.890
42	Brian LOUGHLIN	b	15:26:50.983	1:51.365
199	Lloyd COLLINS	b	15:26:51.320	1:51.702
122	Chris MEYER	a	15:26:51.323	1:51.705
72	Gareth KEYS	a	15:26:51.784	1:52.166
105	Darren DUNCAN	b	15:26:52.110	1:52.492
32	Aaron BOYD	a	15:26:52.841	1:53.223
133	Jordan McFERRAN	b	15:26:54.430	1:54.812
12	Richard FORD	b	15:26:54.764	1:55.146

## 2

No	Name	Gp	Time of Day	Lap Time
49	Stephen McKEOWN	a	15:28:24.176	1:39.574
29	Alastair HAWORTH	a	15:28:24.526	1:40.342
38	Paul WILLIAMS	a	15:28:24.781	1:39.928
316	Stephen MORRISON	a	15:28:33.352	1:43.844
199	Lloyd COLLINS	b	15:28:34.432	1:43.112
72	Gareth KEYS	a	15:28:35.560	1:43.776
122	Chris MEYER	a	15:28:35.619	1:44.296
32	Aaron BOYD	a	15:28:36.991	1:44.150
42	Brian LOUGHLIN	b	15:28:37.227	1:46.244
105	Darren DUNCAN	b	15:28:39.297	1:47.187
12	Richard FORD	b	15:28:39.838	1:45.074
133	Jordan McFERRAN	b	15:28:44.722	1:50.292

## 3

No	Name	Gp	Time of Day	Lap Time
49	Stephen McKEOWN	a	15:30:03.497	1:39.321
38	Paul WILLIAMS	a	15:30:03.772	1:38.991
29	Alastair HAWORTH	a	15:30:04.256	1:39.730
316	Stephen MORRISON	a	15:30:16.182	1:42.830
199	Lloyd COLLINS	b	15:30:17.307	1:42.875
122	Chris MEYER	a	15:30:18.637	1:43.018
32	Aaron BOYD	a	15:30:21.229	1:44.238
72	Gareth KEYS	a	15:30:21.517	1:45.957
42	Brian LOUGHLIN	b	15:30:24.081	1:46.854
12	Richard FORD	b	15:30:24.375	1:44.537
105	Darren DUNCAN	b	15:30:26.765	1:47.468
133	Jordan McFERRAN	b	15:30:35.125	1:50.403

## 4

No	Name	Gp	Time of Day	Lap Time
38	Paul WILLIAMS	a	15:31:42.161	1:38.389
49	Stephen McKEOWN	a	15:31:42.341	1:38.844
29	Alastair HAWORTH	a	15:31:43.231	1:38.975
316	Stephen MORRISON	a	15:31:58.881	1:42.699
199	Lloyd COLLINS	b	15:32:00.456	1:43.149
122	Chris MEYER	a	15:32:02.561	1:43.924
72	Gareth KEYS	a	15:32:04.713	1:43.196
32	Aaron BOYD	a	15:32:04.911	1:43.682
12	Richard FORD	b	15:32:07.357	1:42.982
105	Darren DUNCAN	b	15:32:14.219	1:47.454
133	Jordan McFERRAN	b	15:32:24.099	1:48.974
42	Brian LOUGHLIN	b	15:32:25.015	2:00.934

## 5

No	Name	Gp	Time of Day	Lap Time
49	Stephen McKEOWN	a	15:33:20.298	1:37.957
38	Paul WILLIAMS	a	15:33:20.482	1:38.321
29	Alastair HAWORTH	a	15:33:22.771	1:39.540
316	Stephen MORRISON	a	15:33:43.513	1:44.632
199	Lloyd COLLINS	b	15:33:44.264	1:43.808
72	Gareth KEYS	a	15:33:46.293	1:41.580
122	Chris MEYER	a	15:33:46.403	1:43.842
32	Aaron BOYD	a	15:33:50.055	1:45.144
12	Richard FORD	b	15:33:52.502	1:45.145
105	Darren DUNCAN	b	15:34:02.899	1:48.680
133	Jordan McFERRAN	b	15:34:12.691	1:48.592
42	Brian LOUGHLIN	b	15:34:13.632	1:48.617

## 6

No	Name	Gp	Time of Day	Lap Time
49	Stephen McKEOWN	a	15:34:58.845	1:38.547
38	Paul WILLIAMS	a	15:34:59.006	1:38.524
199	Lloyd COLLINS	b	15:35:30.473	1:46.209
316	Stephen MORRISON	a	15:35:32.350	1:48.837
72	Gareth KEYS	a	15:35:32.402	1:46.109
122	Chris MEYER	a	15:35:32.546	1:46.143
32	Aaron BOYD	a	15:35:36.195	1:46.140
12	Richard FORD	b	15:35:40.462	1:47.960
105	Darren DUNCAN	b	15:35:52.485	1:49.586
42	Brian LOUGHLIN	b	15:36:04.132	1:50.500
133	Jordan McFERRAN	b	15:36:04.619	1:51.928

## 7

No	Name	Gp	Time of Day	Lap Time
38	Paul WILLIAMS	a	15:36:38.677	1:39.671
49	Stephen McKEOWN	a	15:36:39.095	1:40.250
199	Lloyd COLLINS	b	15:37:15.734	1:45.261
72	Gareth KEYS	a	15:37:16.680	1:44.278
316	Stephen MORRISON	a	15:37:17.870	1:45.520
122	Chris MEYER	a	15:37:21.489	1:48.943
32	Aaron BOYD	a	15:37:26.347	1:50.152
12	Richard FORD	b	15:37:29.204	1:48.742
105	Darren DUNCAN	b	15:37:42.151	1:49.666
42	Brian LOUGHLIN	b	15:37:53.569	1:49.437
133	Jordan McFERRAN	b	15:37:53.935	1:49.316



**ROAD RACE - IRISH LIGHTWEIGHT SUPERSPORT**

2019

					#1	
Pos	No.	Name	Total	Diff	Gap	R1
1	38	Paul WILLIAMS	25	0	0	25
2	49	Stephen McKEOWN	20	5	5	20
3	199	Lloyd COLLINS	16	9	4	16
4	316	Stephen MORRISON	13	12	3	13
5	32	Aaron BOYD	11	14	2	11
6	105	Darren DUNCAN	10	15	1	10
7	42	Brian LOUGHLIN	9	16	1	9
8	133	Jordan McFERRAN	8	17	1	8

**Event Legend**

#1 26/04/2019 KDM HIRE COOKSTOWN 100

Championship Standings of ROAD RACE - ULSTER LIGHTWEIGHT SUPERSPOPrinted:: 27/04/2019 15:44:07

**ROAD RACE - ULSTER LIGHTWEIGHT SUPERSPORT**

2019

					#1	
Pos	No.	Name	Total	Diff	Gap	R1
1	38	Paul WILLIAMS	25	0	0	25
2	49	Stephen McKEOWN	20	5	5	20
3	199	Lloyd COLLINS	16	9	4	16
4	316	Stephen MORRISON	13	12	3	13
5	32	Aaron BOYD	11	14	2	11
6	105	Darren DUNCAN	10	15	1	10
7	42	Brian LOUGHLIN	9	16	1	9
8	133	Jordan McFERRAN	8	17	1	8

**Event Legend**

#1 26/04/2019 KDM HIRE COOKSTOWN 100