



## COOKSTOWN 100

Friday 26<sup>th</sup> & Saturday 27<sup>th</sup> April 2019

promoted by Cookstown & District MCC  
cookstown100.org



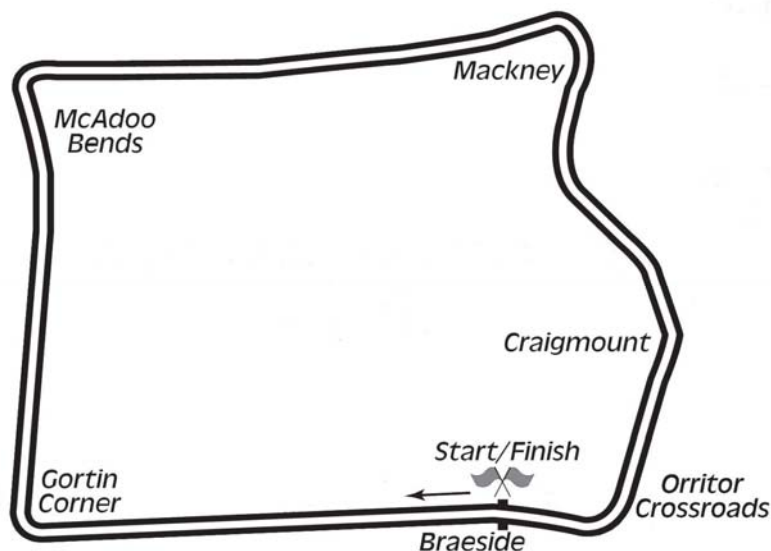
SENIOR CLASSIC 500cc / 1000cc



Comhairle Ceantair  
**Lár Uladh**  
**Mid Ulster**  
District Council



## Orritor Circuit 2.1 miles



### LAP RECORDS at the start of the meeting

Class	Rider	Machine	m s	mph	Year
125cc	William Dunlop	Honda	1 34.755	79.785	2010
Supersport 300	to be established				
Moto 3	Derek McGee	Honda 250	1 33.802	80.595	2018
250cc	William Dunlop	Honda	1 29.658	84.320	2009
Lightweight Supersport	Darryl Tweed	Kawasaki 400	1 34.604	79.912	2016
Supermono	Shaun Anderson	Kramer 690	1 36.710	78.172	2018
Supertwin	James Cowton	Kawasaki	1 29.657	84.321	2015
Supersport	Michael Dunlop	Yamaha	1 24.783	89.169	2011
Superbike	Michael Dunlop	Honda	1 22.641	91.480	2013
Senior Support	Gary Robinson	Yamaha 600	1 29.956	84.041	2007
Junior Support	Joseph Loughlin	Kawasaki 650	1 30.965	83.109	2017
Classic 1000cc	Wattie Brown	Norton 920	1 40.273	75.394	2006
Classic 500cc	Neill McWhirter	Norton	1 41.491	74.489	2010
Classic 350cc	Paul Coward	Honda	1 43.421	73.099	2004
Classic 250cc	Geoff McMullan	Suzuki	1 47.294	70.461	2006
Forgotten Era	Anthony McColgan	Bimota 750	1 37.178	77.795	2016

### MOST WINS AT COOKSTOWN 100

Ryan Farquhar	26	1996-12 (400-1, 450-2, STWN-4, SSP-5, SBK-13, SJUN-1)
Ray McCullough	14	1967-79 (250-8, 350-3, 500-3)
William Dunlop	14	2006-17 (125-3, 250-5, SSP-5, SBK B-1)
Joey Dunlop	11	1977-98 (125-1, 250-4, 350-2, 500-2, SSP-1, SBK-1)
Robert Dunlop	11	1985-08 (125-7, 250-1, 250 B-1, 350-1, SBK-1)
Barry Davidson	11	2007-18 (250-1, C350-6, C500-4)
Phillip McCallen	10	1987-96 (250-3, 350-1, SSP-2, SBK-4)
Michael Dunlop	10	2006-18 (125-1, 250-1, STWN-2, STWN B-1, SSP-2, SBK-2, SJUN-1)
Richard Ford	9	2008-18 (C250-2, C1000-5, SJUN B-2)
Courtney Junk	8	1974-83 (200-2, 250-4, 350-1, 500-1)
Mervyn Elwood	8	1987-97 (C500-5, C1000-3)

### MOST WINS AT ALL IRISH ROAD RACE MEETINGS (after East Coast Races 2018)

#### Most Wins at All Irish Road Race Meetings

Ryan Farquhar	211	1995-16
Joey Dunlop	156	1971-00
Robert Dunlop	135	1980-08
William Dunlop	119	2005-17
Ray McCullough	109	1960-82
Phillip McCallen	109	1987-99
Michael Dunlop	102	2006-18
Brian Reid	78	1980-94
Darran Lindsay	74	1999-06
Barry Davidson	68	1998-18

# KDM HIRE COOKSTOWN 100

CLASSIC 500cc/1000cc

Qualifying

Friday, 26 April 2019




Pos	Class	No	Name	Machine / Sponsor	----- Best Lap -----				Laps
					Time	Behind	Speed	On	
<b>Qualifying Classification</b>									
1	C500	40	Barry DAVIDSON	Honda 500 - Team Gimbert	1:46.118		71.241	4	5
2	C1000	12	Richard FORD	Norton 920 - Bob Jackson Racing	1:48.104	1.986	69.933	3	5
3	C500	45	Ed MANLY	Seeley G50 496	1:49.931	3.813	68.770	5	5
4	C500	2	Freddie STEWART	Honda 500	1:50.681	4.563	68.304	3	5
5	C500	75	John PEMBERTON	Manx Norton 499	1:53.017	6.899	66.893	4	5
6	C500	59	Anthony AMBLER	Drixton Honda 500 - Ambler Racing Engineering	1:54.234	8.116	66.180	3	5
7	C500	4	Billy LYLE	Drixton Honda 500	1:54.967	8.849	65.758	3	5
8	C1000	76	Philip SHAW	Yamaha 750	1:55.808	9.690	65.280	5	5
9	C500	51	Andy KILDEA	Drixton Honda 450	1:56.089	9.971	65.122	4	5
10	C500	20	Gary HUTTON	Seeley Honda 500	1:58.266	12.148	63.924	3	5
11	C500	9	Sam KINKEAD	Seeley Matchless 499	1:58.454	12.336	63.822	5	5
12	C500	10	Chris McGAHAN	Honda 500 - Hughes	1:59.833	13.715	63.088	4	5
13	C1000	63	Ian THOMPSON	Honda 500-4	1:59.958	13.840	63.022	3	4
14	C500	71	Mark PARRETT	Manx Norton 500 - Works Racing M/cycles	2:00.121	14.003	62.937	4	5
15	C500	211	Tim STEPHENSON	Seeley Honda 500 - Roy Unwin	2:08.123	22.005	59.006	4	4
16	C500	57	Davy CRAWFORD	Honda 500	2:14.725	28.607	56.114	4	4

No 10 - TRANSPONDER NOT DETECTED

Provisional result to be confirmed by the Stewards of the Meeting subject to completion of technical inspections & the time limit for protests

Page 1 / 1

Circuit	<b>Orritor</b>	Signed		Organising Club	<b>Cookstown &amp; District MCC</b>
Length(miles)	<b>2.1000</b>		Chief Timekeeper	Qualifying Started	<b>16:42</b>
Weather	<b>Light Rain</b>	Issued At:	16:58		
Track	<b>Damp</b>				



CLASSIC 500cc/1000cc

Qualifying

Friday, 26 April 2019

DETAILED RESULT

Qualifying Classification

Position

<b>1</b>	<b>40 Barry DAVIDSON</b>			
C500		Behind		
Best Time	<b>1:46.118</b>	Best Speed	<b>71.241</b>	On 4 Gp
Lap	Elapsed Time	Lap Time	Lap Speed	
1	2:40.601	2:40.601	47.073	
2	4:30.735	1:50.134	68.644	
3	6:18.680	1:47.945	70.036	
4	8:04.798	1:46.118	71.241	
5	9:51.914	1:47.116	70.578	

<b>2</b>	<b>12 Richard FORD</b>			
C1000		Behind	<b>1.986</b>	
Best Time	<b>1:48.104</b>	Best Speed	<b>69.933</b>	On 3 Gp
Lap	Elapsed Time	Lap Time	Lap Speed	
1	2:21.438	2:21.438	53.451	
2	4:10.921	1:49.483	69.052	
3	5:59.025	1:48.104	69.933	
4	7:47.201	1:48.176	69.886	
5	9:36.140	1:48.939	69.397	

<b>3</b>	<b>45 Ed MANLY</b>			
C500		Behind	<b>3.813</b>	
Best Time	<b>1:49.931</b>	Best Speed	<b>68.770</b>	On 5 Gp
Lap	Elapsed Time	Lap Time	Lap Speed	
1	2:50.414	2:50.414	44.363	
2	4:44.083	1:53.669	66.509	
3	6:37.454	1:53.371	66.684	
4	8:28.514	1:51.060	68.071	
5	10:18.445	1:49.931	68.770	

<b>4</b>	<b>2 Freddie STEWART</b>			
C500		Behind	<b>4.563</b>	
Best Time	<b>1:50.681</b>	Best Speed	<b>68.304</b>	On 3 Gp
Lap	Elapsed Time	Lap Time	Lap Speed	
1	2:11.892	2:11.892	57.320	
2	4:06.785	1:54.893	65.800	
3	5:57.466	1:50.681	68.304	
4	7:48.821	1:51.355	67.891	
5	9:40.318	1:51.497	67.805	

Qualifying Classification

Position

<b>5</b>	<b>75 John PEMBERTON</b>			
C500		Behind	<b>6.899</b>	
Best Time	<b>1:53.017</b>	Best Speed	<b>66.893</b>	On 4 Gp
Lap	Elapsed Time	Lap Time	Lap Speed	
1	2:21.899	2:21.899	53.277	
2	4:17.383	1:55.484	65.464	
3	6:10.817	1:53.434	66.647	
4	8:03.834	1:53.017	66.893	
5	9:59.904	1:56.070	65.133	

<b>6</b>	<b>59 Anthony AMBLER</b>			
C500		Behind	<b>8.116</b>	
Best Time	<b>1:54.234</b>	Best Speed	<b>66.180</b>	On 3 Gp
Lap	Elapsed Time	Lap Time	Lap Speed	
1	2:40.439	2:40.439	47.121	
2	4:35.386	1:54.947	65.769	
3	6:29.620	1:54.234	66.180	
4	8:25.303	1:55.683	65.351	
5	10:20.770	1:55.467	65.473	

<b>7</b>	<b>4 Billy LYLE</b>			
C500		Behind	<b>8.849</b>	
Best Time	<b>1:54.967</b>	Best Speed	<b>65.758</b>	On 3 Gp
Lap	Elapsed Time	Lap Time	Lap Speed	
1	2:35.008	2:35.008	48.772	
2	4:34.322	1:59.314	63.362	
3	6:29.289	1:54.967	65.758	
4	8:24.670	1:55.381	65.522	
5	10:20.293	1:55.623	65.385	

<b>8</b>	<b>76 Philip SHAW</b>			
C1000		Behind	<b>9.690</b>	
Best Time	<b>1:55.808</b>	Best Speed	<b>65.280</b>	On 5 Gp
Lap	Elapsed Time	Lap Time	Lap Speed	
1	2:21.408	2:21.408	53.462	
2	4:19.062	1:57.654	64.256	
3	6:15.814	1:56.752	64.753	
4	8:11.835	1:56.021	65.161	
5	10:07.643	1:55.808	65.280	





CLASSIC 500cc/1000cc

Qualifying

Friday, 26 April 2019

DETAILED RESULT

Qualifying Classification

Position

<b>9</b>	<b>51 Andy KILDEA</b>				
C500		Behind	<b>9.971</b>		
Best Time	<b>1:56.089</b>	Best Speed	<b>65.122</b>	On	<b>4</b> Gp
Lap	Elapsed Time	Lap Time	Lap Speed		
1	2:10.265	2:10.265	58.036		
2	4:06.898	1:56.633	64.819		
3	6:03.336	1:56.438	64.927		
4	7:59.425	1:56.089	65.122		
5	9:57.235	1:57.810	64.171		

**10** **20 Gary HUTTON**

C500		Behind	<b>12.148</b>		
Best Time	<b>1:58.266</b>	Best Speed	<b>63.924</b>	On	<b>3</b> Gp
Lap	Elapsed Time	Lap Time	Lap Speed		
1	3:00.887	3:00.887	41.794		
2	5:02.539	2:01.652	62.144		
3	7:00.805	1:58.266	63.924		
4	9:00.339	1:59.534	63.246		
5	11:00.623	2:00.284	62.851		

**11** **9 Sam KINKEAD**

C500		Behind	<b>12.336</b>		
Best Time	<b>1:58.454</b>	Best Speed	<b>63.822</b>	On	<b>5</b> Gp
Lap	Elapsed Time	Lap Time	Lap Speed		
1	2:30.180	2:30.180	50.340		
2	4:30.487	2:00.307	62.839		
3	6:28.949	1:58.462	63.818		
4	8:28.737	1:59.788	63.111		
5	10:27.191	1:58.454	63.822		

**12** **10 Chris McGAHAN**

C500		Behind	<b>13.715</b>		
Best Time	<b>1:59.833</b>	Best Speed	<b>63.088</b>	On	<b>4</b> Gp
Lap	Elapsed Time	Lap Time	Lap Speed		
1	3:00.963	3:00.963	41.776		
2	5:04.617	2:03.654	61.138		
3	7:04.818	2:00.201	62.895		
4	9:04.651	1:59.833	63.088		
5	11:13.431	2:08.780	58.705		

Qualifying Classification

Position

<b>13</b>	<b>63 Ian THOMPSON</b>				
C1000		Behind	<b>13.840</b>		
Best Time	<b>1:59.958</b>	Best Speed	<b>63.022</b>	On	<b>3</b> Gp
Lap	Elapsed Time	Lap Time	Lap Speed		
1	2:39.953	2:39.953	47.264		
2	4:40.178	2:00.225	62.882		
3	6:40.136	1:59.958	63.022		
4	8:42.983	2:02.847	61.540		

**14** **71 Mark PARRETT**

C500		Behind	<b>14.003</b>		
Best Time	<b>2:00.121</b>	Best Speed	<b>62.937</b>	On	<b>4</b> Gp
Lap	Elapsed Time	Lap Time	Lap Speed		
1	2:59.808	2:59.808	42.045		
2	5:04.005	2:04.197	60.871		
3	7:07.733	2:03.728	61.102		
4	9:07.854	2:00.121	62.937		
5	11:14.035	2:06.181	59.914		

**15** **211 Tim STEPHENSON**

C500		Behind	<b>22.005</b>		
Best Time	<b>2:08.123</b>	Best Speed	<b>59.006</b>	On	<b>4</b> Gp
Lap	Elapsed Time	Lap Time	Lap Speed		
1	2:48.671	2:48.671	44.821		
2	4:59.450	2:10.779	57.807		
3	7:11.460	2:12.010	57.268		
4	9:19.583	2:08.123	59.006		

**16** **57 Davy CRAWFORD**

C500		Behind	<b>28.607</b>		
Best Time	<b>2:14.725</b>	Best Speed	<b>56.114</b>	On	<b>4</b> Gp
Lap	Elapsed Time	Lap Time	Lap Speed		
1	3:14.168	3:14.168	38.935		
2	5:29.412	2:15.244	55.899		
3	7:45.351	2:15.939	55.613		
4	10:00.076	2:14.725	56.114		



# KDM HIRE COOKSTOWN 100

SENIOR CLASSIC 500cc/1000cc

Orriotr 2.100 miles

R8: Loughran Commercials Senior Classic

27/04/2019 13:25

Race (6 Laps)

## RACE 8 - SENIOR CLASSIC

7	211 A	57 B	34 C
6	10 A	63 B	71 C
5	51 A	20 B	9 C
4	A	B	C
3	4 A	76 B	C
2	2 A	75 B	59 C
1	40 A	12 B	45 C

POLE POSITION

Promoted by Cookstown and District Motorcycle Club

Orbits

Provisional result to be confirmed by the Stewards of the Meeting subject to the completion of technical inspections and the time limit for protests  
MCUI (Ulster Centre) Timing @ www.elaps-timing.com



# KDM HIRE COOKSTOWN 100

## CLASSIC 500cc/1000cc

### Race 8 - Loughran Commercials Senior Classic

Saturday, 27 April 2019



#### Classic 1000cc

Pos	Class	No	Name	Machine / Sponsor	Gp	Lap	Total Time	Behind	Speed	-----Best Lap-----		
										Time	Speed	On
<b>Race Classification</b>												
1	C1000	12	Richard FORD	Norton 920 - Bob Jackson Racing	a	6	10:38.285		71.065	1:43.637	72.947	6
2	C1000	63	Ian THOMPSON	Honda 500-4	b	6	11:36.171	57.886	65.156	1:53.108	66.839	2
3	C1000	76	Philip SHAW	Yamaha 750	a	6	11:45.830	1:07.545	64.265	1:54.325	66.127	3
4	C1000	10	Chris McGAHAN	Honda 500-4 - Hughes	b	6	11:49.699	1:11.414	63.914	1:52.154	67.407	2
5	C1000	34	Trevor STEWART	Honda 560 - Stewart Racing	c	5	12:27.849	1 Lap	50.545	2:24.748	52.229	5

#### Fastest Lap

C1000	12	Richard FORD	Norton 920 - Bob Jackson Racing	1:43.637	72.947	6
-------	----	--------------	---------------------------------	----------	--------	---

#### Not Classified

DNF	C1000	55	Jonathan DORAN	Honda 560	b	1	2:10.913		57.748	2:29.403	50.601	1
-----	-------	----	----------------	-----------	---	---	----------	--	--------	----------	--------	---

**No 59 - TRANSPONDER NOT DETECTED**

#### Classic 500cc


Pos	Class	No	Name	Machine / Sponsor	Gp	Lap	Total Time	Behind	Speed	-----Best Lap-----		
										Time	Speed	On
<b>Race Classification</b>												
1	C500	40	Barry DAVIDSON	Honda 500 - Team Gimbert	a	6	10:37.133		71.194	1:44.591	72.282	3
2	C500	45	Ed MANLY	Seeley G50 496	a	6	10:42.519	5.386	70.597	1:44.231	72.531	6
3	C500	75	John PEMBERTON	Manx Norton 499	a	6	10:55.686	18.553	69.179	1:46.842	70.759	4
4	C500	3	Wattie BROWN	Manx Norton 498 - ACP	c	6	10:56.416	19.283	69.103	1:46.866	70.743	5
5	C500	71	Mark PARRETT	Manx Norton 500 - Works Racing M/cycles	b	6	11:08.598	31.465	67.843	1:49.453	69.071	6
6	C500	59	Anthony AMBLER	Drixton Honda 500 - Ambler Racing	a	6	11:23.121	45.988	66.401	1:51.347	67.896	6
7	C500	20	Gary HUTTON	Seeley Honda 500	b	6	11:25.400	48.267	66.180	1:51.760	67.645	5
8	C500	51	Andy KILDEA	Drixton Honda 450	b	6	11:28.984	51.851	65.836	1:52.841	66.997	2
9	C500	4	Billy LYLE	Drixton Honda 500	a	6	11:43.255	1:06.122	64.500	1:55.025	65.725	3
10	C500	2	Freddie STEWART	Honda 500	a	6	11:44.751	1:07.618	64.363	1:51.525	67.787	5
11	C500	9	Sam KINKEAD	Seeley Matchless 499	b	6	12:00.689	1:23.556	62.940	1:57.110	64.555	2

#### Fastest Lap

C500	45	Ed MANLY	Seeley G50 496	1:44.231	72.531	6
------	----	----------	----------------	----------	--------	---

**No 59 - TRANSPONDER NOT DETECTED**

Provisional result to be confirmed by the Stewards of the Meeting subject to completion of technical inspections & the time limit for protests

Circuit	<b>Orritor</b>	Signed		Organising Club	<b>Cookstown &amp; District MCC</b>
Length(miles)	<b>2.1000</b>	Chief Timekeeper		Race Started	<b>14:40</b>
Weather	<b>Sunny</b>	Issued At:	14:59	<b>Gp Time Diff - b 18.49 / c 31.82</b>	
Track	<b>Dry</b>				



CLASSIC 500cc/1000cc

Race 8 - Loughran Commercials Senior Classic

Saturday, 27 April 2019

DETAILED RESULT

Classic 1000cc

**Race Classification**

**1** 12 Richard FORD

Total Time **10:38.285** Avg Speed **71.065** Behind  
 Best Time **1:43.637** Best Speed **72.947** On **6** Gp **a**

Lap	Elapsed Time	Lap Time	Lap Speed
1	1:52.822	1:52.822	67.008
2	3:38.318	1:45.496	71.661
3	5:24.801	1:46.483	70.997
4	7:10.062	1:45.261	71.821
5	8:54.648	1:44.586	72.285
6	10:38.285	1:43.637	72.947

**2** 63 Ian THOMPSON

Total Time **11:36.171** Avg Speed **65.156** Behind **57.886**  
 Best Time **1:53.108** Best Speed **66.839** On **2** Gp **b**

Lap	Elapsed Time	Lap Time	Lap Speed
1	2:01.406	2:01.406	62.270
2	3:54.514	1:53.108	66.839
3	5:50.398	1:55.884	65.238
4	7:45.675	1:55.277	65.581
5	9:40.919	1:55.244	65.600
6	11:36.171	1:55.252	65.595

**3** 76 Philip SHAW

Total Time **11:45.830** Avg Speed **64.265** Behind **1:07.545**  
 Best Time **1:54.325** Best Speed **66.127** On **3** Gp **a**

Lap	Elapsed Time	Lap Time	Lap Speed
1	2:00.871	2:00.871	62.546
2	3:56.435	1:55.564	65.418
3	5:50.760	1:54.325	66.127
4	7:49.232	1:58.472	63.813
5	9:46.778	1:57.546	64.315
6	11:45.830	1:59.052	63.502

**4** 10 Chris McGAHAN

Total Time **11:49.699** Avg Speed **63.914** Behind **1:11.414**  
 Best Time **1:52.154** Best Speed **67.407** On **2** Gp **b**

Lap	Elapsed Time	Lap Time	Lap Speed
1	2:23.816	2:23.816	52.567
2	4:15.970	1:52.154	67.407
3	6:09.877	1:53.907	66.370
4	8:03.542	1:53.665	66.511
5	9:56.312	1:52.770	67.039
6	11:49.699	1:53.387	66.674

Classic 1000cc

**Race Classification**

**5** 34 Trevor STEWART

Total Time **12:27.849** Avg Speed **50.545** Behind **1 Lap**  
 Best Time **2:24.748** Best Speed **52.229** On **5** Gp **c**

Lap	Elapsed Time	Lap Time	Lap Speed
1	2:36.732	2:36.732	48.235
2	5:05.619	2:28.887	50.777
3	7:35.242	2:29.623	50.527
4	10:03.101	2:27.859	51.130
5	12:27.849	2:24.748	52.229

**Not Classified**

**DNF** 55 Jonathan DORAN

Total Time **2:10.913** Avg Speed **57.748** Behind  
 Best Time **2:29.403** Best Speed **50.601** On **1** Gp **b**

Lap	Elapsed Time	Lap Time	Lap Speed
1	2:10.913	2:10.913	57.748





# KDM HIRE COOKSTOWN 100

## CLASSIC 500cc/1000cc

### Race 8 - Loughran Commercials Senior Classic

Saturday, 27 April 2019

## DETAILED RESULT



Classic 500cc

### Race Classification

#### **1** 40 Barry DAVIDSON

Total Time **10:37.133** Avg Speed **71.194** Behind  
Best Time **1:44.591** Best Speed **72.282** On **3** Gp **a**

Lap	Elapsed Time	Lap Time	Lap Speed
1	1:51.225	1:51.225	67.970
2	3:36.424	1:45.199	71.864
3	5:21.015	1:44.591	72.282
4	7:06.095	1:45.080	71.945
5	8:51.385	1:45.290	71.802
6	10:37.133	1:45.748	71.491

#### **2** 45 Ed MANLY

Total Time **10:42.519** Avg Speed **70.597** Behind **5.386**  
Best Time **1:44.231** Best Speed **72.531** On **6** Gp **a**

Lap	Elapsed Time	Lap Time	Lap Speed
1	1:53.721	1:53.721	66.478
2	3:40.850	1:47.129	70.569
3	5:27.549	1:46.699	70.854
4	7:13.827	1:46.278	71.134
5	8:58.288	1:44.461	72.372
6	10:42.519	1:44.231	72.531

#### **3** 75 John PEMBERTON

Total Time **10:55.686** Avg Speed **69.179** Behind **18.553**  
Best Time **1:46.842** Best Speed **70.759** On **4** Gp **a**

Lap	Elapsed Time	Lap Time	Lap Speed
1	1:56.299	1:56.299	65.005
2	3:44.887	1:48.588	69.621
3	5:33.700	1:48.813	69.477
4	7:20.542	1:46.842	70.759
5	9:08.413	1:47.871	70.084
6	10:55.686	1:47.273	70.474

#### **4** 3 Wattie BROWN

Total Time **10:56.416** Avg Speed **69.103** Behind **19.283**  
Best Time **1:46.866** Best Speed **70.743** On **5** Gp **c**

Lap	Elapsed Time	Lap Time	Lap Speed
1	1:56.168	1:56.168	65.078
2	3:44.558	1:48.390	69.748
3	5:33.808	1:49.250	69.199
4	7:21.448	1:47.640	70.234
5	9:08.314	1:46.866	70.743
6	10:56.416	1:48.102	69.934

Classic 500cc

### Race Classification

#### **5** 71 Mark PARRETT

Total Time **11:08.598** Avg Speed **67.843** Behind **31.465**  
Best Time **1:49.453** Best Speed **69.071** On **6** Gp **b**

Lap	Elapsed Time	Lap Time	Lap Speed
1	1:56.313	1:56.313	64.997
2	3:46.220	1:49.907	68.785
3	5:35.953	1:49.733	68.894
4	7:27.945	1:51.992	67.505
5	9:19.145	1:51.200	67.986
6	11:08.598	1:49.453	69.071

#### **6** 59 Anthony AMBLER

Total Time **11:23.121** Avg Speed **66.401** Behind **45.988**  
Best Time **1:51.347** Best Speed **67.896** On **6** Gp **a**

Lap	Elapsed Time	Lap Time	Lap Speed
1	2:01.184	2:01.184	62.384
2	3:54.661	1:53.477	66.621
3	5:46.875	1:52.214	67.371
4	7:40.403	1:53.528	66.592
5	9:31.774	1:51.371	67.881
6	11:23.121	1:51.347	67.896

#### **7** 20 Gary HUTTON

Total Time **11:25.400** Avg Speed **66.180** Behind **48.267**  
Best Time **1:51.760** Best Speed **67.645** On **5** Gp **b**

Lap	Elapsed Time	Lap Time	Lap Speed
1	1:58.982	1:58.982	63.539
2	3:53.009	1:54.027	66.300
3	5:46.363	1:53.354	66.694
4	7:40.907	1:54.544	66.001
5	9:32.667	1:51.760	67.645
6	11:25.400	1:52.733	67.061

#### **8** 51 Andy KILDEA

Total Time **11:28.984** Avg Speed **65.836** Behind **51.851**  
Best Time **1:52.841** Best Speed **66.997** On **2** Gp **b**

Lap	Elapsed Time	Lap Time	Lap Speed
1	2:00.636	2:00.636	62.668
2	3:53.477	1:52.841	66.997
3	5:47.768	1:54.291	66.147
4	7:42.775	1:55.007	65.735
5	9:36.079	1:53.304	66.723
6	11:28.984	1:52.905	66.959



CLASSIC 500cc/1000cc

Race 8 - Loughran Commercials Senior Classic

Saturday, 27 April 2019

DETAILED RESULT

Classic 500cc

**Race Classification**

**9 4 Billy LYLE**

Total Time **11:43.255** Avg Speed **64.500** Behind **1:06.122**

Best Time **1:55.025** Best Speed **65.725** On **3** Gp **a**

Lap	Elapsed Time	Lap Time	Lap Speed
1	2:03.130	2:03.130	61.399
2	3:59.230	1:56.100	65.116
3	5:54.255	1:55.025	65.725
4	7:52.202	1:57.947	64.097
5	9:48.068	1:55.866	65.248
6	11:43.255	1:55.187	65.632

**10 2 Freddie STEWART**

Total Time **11:44.751** Avg Speed **64.363** Behind **1:07.618**

Best Time **1:51.525** Best Speed **67.787** On **5** Gp **a**

Lap	Elapsed Time	Lap Time	Lap Speed
1	1:57.307	1:57.307	64.446
2	4:15.030	2:17.723	54.893
3	6:07.173	1:52.143	67.414
4	7:59.500	1:52.327	67.303
5	9:51.025	1:51.525	67.787
6	11:44.751	1:53.726	66.476

**11 9 Sam KINKEAD**

Total Time **12:00.689** Avg Speed **62.940** Behind **1:23.556**

Best Time **1:57.110** Best Speed **64.555** On **2** Gp **b**

Lap	Elapsed Time	Lap Time	Lap Speed
1	2:06.086	2:06.086	59.959
2	4:03.196	1:57.110	64.555
3	6:01.936	1:58.740	63.669
4	8:00.702	1:58.766	63.655
5	10:01.289	2:00.587	62.693
6	12:00.689	1:59.400	63.317





# LAP CHART

1					3					5				
No	Name	Gp	Time of Day	Lap Time	No	Name	Gp	Time of Day	Lap Time	No	Name	Gp	Time of Day	Lap Time
40	Barry DAVIDSON	a	14:42:28.672	1:51.225	40	Barry DAVIDSON	a	14:45:58.462	1:44.591	40	Barry DAVIDSON	a	14:49:28.832	1:45.290
12	Richard FORD	a	14:42:30.269	1:52.822	12	Richard FORD	a	14:46:02.248	1:46.483	12	Richard FORD	a	14:49:32.095	1:44.586
45	Ed MANLY	a	14:42:31.168	1:53.721	45	Ed MANLY	a	14:46:04.996	1:46.699	45	Ed MANLY	a	14:49:35.735	1:44.461
75	John PEMBERTON	a	14:42:33.746	1:56.299	75	John PEMBERTON	a	14:46:11.147	1:48.813	75	John PEMBERTON	a	14:49:45.860	1:47.871
2	Freddie STEWART	a	14:42:34.754	1:57.307	59	Anthony AMBLER	a	14:46:24.322	1:52.214	59	Anthony AMBLER	a	14:50:09.221	1:51.371
76	Philip SHAW	a	14:42:38.318	2:00.871	76	Philip SHAW	a	14:46:28.207	1:54.325	71	Mark PARRETT	b	14:50:15.082	1:51.200
59	Anthony AMBLER	a	14:42:38.631	2:01.184	4	Billy LYLE	a	14:46:31.702	1:55.025	3	Wattie BROWN	c	14:50:17.581	1:46.866
4	Billy LYLE	a	14:42:40.577	2:03.130	71	Mark PARRETT	b	14:46:31.890	1:49.733	76	Philip SHAW	a	14:50:24.225	1:57.546
71	Mark PARRETT	b	14:42:52.250	1:56.313	20	Gary HUTTON	b	14:46:42.300	1:53.354	4	Billy LYLE	a	14:50:25.515	1:55.866
20	Gary HUTTON	b	14:42:54.919	1:58.982	3	Wattie BROWN	c	14:46:43.075	1:49.250	2	Freddie STEWART	a	14:50:28.472	1:51.525
51	Andy KILDEA	b	14:42:56.573	2:00.636	51	Andy KILDEA	b	14:46:43.705	1:54.291	20	Gary HUTTON	b	14:50:28.604	1:51.760
63	Ian THOMPSON	b	14:42:57.343	2:01.406	2	Freddie STEWART	a	14:46:44.620	1:52.143	51	Andy KILDEA	b	14:50:32.016	1:53.304
9	Sam KINKEAD	b	14:43:02.023	2:06.086	63	Ian THOMPSON	b	14:46:46.335	1:55.884	63	Ian THOMPSON	b	14:50:36.856	1:55.244
3	Wattie BROWN	c	14:43:05.435	1:56.168	9	Sam KINKEAD	b	14:46:57.873	1:58.740	10	Chris McGAHAN	b	14:50:52.249	1:52.770
55	Jonathan DORAN	b	14:43:06.850	2:10.913	10	Chris McGAHAN	b	14:47:05.814	1:53.907	9	Sam KINKEAD	b	14:50:57.226	2:00.587
10	Chris McGAHAN	b	14:43:19.753	2:23.816	34	Trevor STEWART	c	14:48:44.509	2:29.623	34	Trevor STEWART	c	14:53:37.116	2:24.748
34	Trevor STEWART	c	14:43:45.999	2:36.732										

2					4					6				
No	Name	Gp	Time of Day	Lap Time	No	Name	Gp	Time of Day	Lap Time	No	Name	Gp	Time of Day	Lap Time
40	Barry DAVIDSON	a	14:44:13.871	1:45.199	40	Barry DAVIDSON	a	14:47:43.542	1:45.080	40	Barry DAVIDSON	a	14:51:14.580	1:45.748
12	Richard FORD	a	14:44:15.765	1:45.496	12	Richard FORD	a	14:47:47.509	1:45.261	12	Richard FORD	a	14:51:15.732	1:43.637
45	Ed MANLY	a	14:44:18.297	1:47.129	45	Ed MANLY	a	14:47:51.274	1:46.278	45	Ed MANLY	a	14:51:19.966	1:44.231
75	John PEMBERTON	a	14:44:22.334	1:48.588	75	John PEMBERTON	a	14:47:57.989	1:46.842	75	John PEMBERTON	a	14:51:33.133	1:47.273
59	Anthony AMBLER	a	14:44:32.108	1:53.477	59	Anthony AMBLER	a	14:48:17.850	1:53.528	59	Anthony AMBLER	a	14:52:00.568	1:51.347
76	Philip SHAW	a	14:44:33.882	1:55.564	71	Mark PARRETT	b	14:48:23.882	1:51.992	71	Mark PARRETT	b	14:52:04.535	1:49.453
4	Billy LYLE	a	14:44:36.677	1:56.100	76	Philip SHAW	a	14:48:26.679	1:58.472	3	Wattie BROWN	c	14:52:05.683	1:48.102
71	Mark PARRETT	b	14:44:42.157	1:49.907	4	Billy LYLE	a	14:48:29.649	1:57.947	4	Billy LYLE	a	14:52:20.702	1:55.187
20	Gary HUTTON	b	14:44:48.946	1:54.027	3	Wattie BROWN	c	14:48:30.715	1:47.640	20	Gary HUTTON	b	14:52:21.337	1:52.733
51	Andy KILDEA	b	14:44:49.414	1:52.841	20	Gary HUTTON	b	14:48:36.844	1:54.544	2	Freddie STEWART	a	14:52:22.198	1:53.726
63	Ian THOMPSON	b	14:44:50.451	1:53.108	2	Freddie STEWART	a	14:48:36.947	1:52.327	76	Philip SHAW	a	14:52:23.277	1:59.052
2	Freddie STEWART	a	14:44:52.477	2:17.723	51	Andy KILDEA	b	14:48:38.712	1:55.007	51	Andy KILDEA	b	14:52:24.921	1:52.905
3	Wattie BROWN	c	14:44:53.825	1:48.390	63	Ian THOMPSON	b	14:48:41.612	1:55.277	63	Ian THOMPSON	b	14:52:32.108	1:55.252
9	Sam KINKEAD	b	14:44:59.133	1:57.110	9	Sam KINKEAD	b	14:48:56.639	1:58.766	10	Chris McGAHAN	b	14:52:45.636	1:53.387
10	Chris McGAHAN	b	14:45:11.907	1:52.154	10	Chris McGAHAN	b	14:48:59.479	1:53.665	9	Sam KINKEAD	b	14:52:56.626	1:59.400
34	Trevor STEWART	c	14:46:14.886	2:28.887	34	Trevor STEWART	c	14:51:12.368	2:27.859					



**ROAD RACE - IRISH CLASSIC 1000cc**

2019

					#1	
Pos	No.	Name	Total	Diff	Gap	R1
1	12	Richard FORD	25	0	0	25
2	63	Ian THOMPSON	20	5	5	20
3	76	Philip SHAW	16	9	4	16
4	10	Chris McGAHAN	13	12	3	13
5	34	Trevor STEWART	11	14	2	11

**Event Legend**

#1 26/04/2019 KDM HIRE COOKSTOWN 100

**ROAD RACE - IRISH CLASSIC 500cc**

2019

					#1	
Pos	No.	Name	Total	Diff	Gap	R1
1	40	Barry DAVIDSON	25	0	0	25
2	45	Ed MANLY	20	5	5	20
3	75	John PEMBERTON	16	9	4	16
4	3	Wattie BROWN	13	12	3	13
5	71	Mark PARRETT	11	14	2	11
6	59	Anthony AMBLER	10	15	1	10
7	20	Gary HUTTON	9	16	1	9
8	51	Andy KILDEA	8	17	1	8
9	4	Billy LYLE	7	18	1	7
10	2	Freddie STEWART	6	19	1	6
11	9	Sam KINKEAD	5	20	1	5

**Event Legend**

#1 26/04/2019 KDM HIRE COOKSTOWN 100

**ROAD RACE - ULSTER CLASSIC 1000cc**

2019

					#1	
Pos	No.	Name	Total	Diff	Gap	R1
1	12	Richard FORD	25	0	0	25
2	63	Ian THOMPSON	20	5	5	20
3	76	Philip SHAW	16	9	4	16
4	10	Chris McGAHAN	13	12	3	13
5	34	Trevor STEWART	11	14	2	11

**Event Legend**

#1 26/04/2019 KDM HIRE COOKSTOWN 100

**ROAD RACE - ULSTER CLASSIC 500cc**

2019

					#1	
Pos	No.	Name	Total	Diff	Gap	R1
1	40	Barry DAVIDSON	25	0	0	25
2	45	Ed MANLY	20	5	5	20
3	75	John PEMBERTON	16	9	4	16
4	3	Wattie BROWN	13	12	3	13
5	71	Mark PARRETT	11	14	2	11
6	59	Anthony AMBLER	10	15	1	10
7	20	Gary HUTTON	9	16	1	9
8	51	Andy KILDEA	8	17	1	8
9	4	Billy LYLE	7	18	1	7
10	2	Freddie STEWART	6	19	1	6
11	9	Sam KINKEAD	5	20	1	5

**Event Legend**

#1 26/04/2019 KDM HIRE COOKSTOWN 100