



COOKSTOWN 100

Friday 26th & Saturday 27th April 2019

promoted by Cookstown & District MCC
cookstown100.org



BILL EASTWOOD
BUILDING & JOINERY
CONTRACTORS

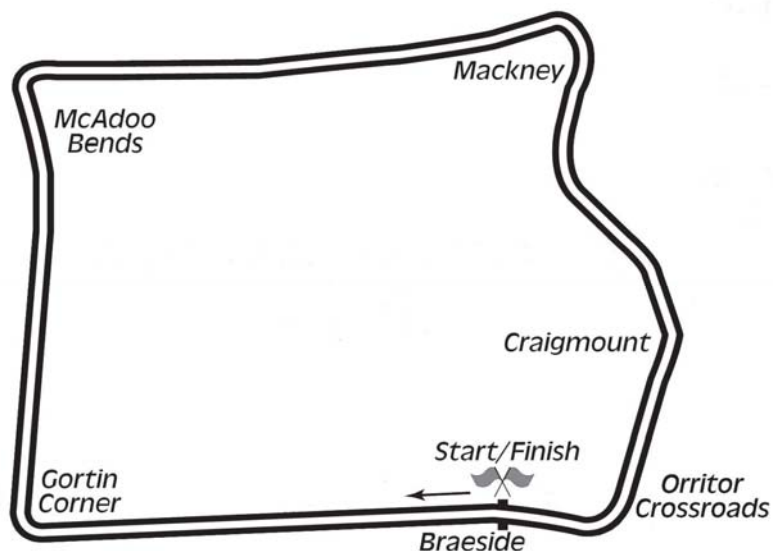
**& DREW STEWART AUTO REPAIRS
JUNIOR SUPPORT**



Comhairle Ceantair
Lár Uladh
Mid Ulster
District Council



Orritor Circuit 2.1 miles



LAP RECORDS at the start of the meeting

Class	Rider	Machine	m s	mph	Year
125cc	William Dunlop	Honda	1 34.755	79.785	2010
Supersport 300	to be established				
Moto 3	Derek McGee	Honda 250	1 33.802	80.595	2018
250cc	William Dunlop	Honda	1 29.658	84.320	2009
Lightweight Supersport	Darryl Tweed	Kawasaki 400	1 34.604	79.912	2016
Supermono	Shaun Anderson	Kramer 690	1 36.710	78.172	2018
Supertwin	James Cowton	Kawasaki	1 29.657	84.321	2015
Supersport	Michael Dunlop	Yamaha	1 24.783	89.169	2011
Superbike	Michael Dunlop	Honda	1 22.641	91.480	2013
Senior Support	Gary Robinson	Yamaha 600	1 29.956	84.041	2007
Junior Support	Joseph Loughlin	Kawasaki 650	1 30.965	83.109	2017
Classic 1000cc	Wattie Brown	Norton 920	1 40.273	75.394	2006
Classic 500cc	Neill McWhirter	Norton	1 41.491	74.489	2010
Classic 350cc	Paul Coward	Honda	1 43.421	73.099	2004
Classic 250cc	Geoff McMullan	Suzuki	1 47.294	70.461	2006
Forgotten Era	Anthony McColgan	Bimota 750	1 37.178	77.795	2016

MOST WINS AT COOKSTOWN 100

Ryan Farquhar	26	1996-12 (400-1, 450-2, STWN-4, SSP-5, SBK-13, SJUN-1)
Ray McCullough	14	1967-79 (250-8, 350-3, 500-3)
William Dunlop	14	2006-17 (125-3, 250-5, SSP-5, SBK B-1)
Joey Dunlop	11	1977-98 (125-1, 250-4, 350-2, 500-2, SSP-1, SBK-1)
Robert Dunlop	11	1985-08 (125-7, 250-1, 250 B-1, 350-1, SBK-1)
Barry Davidson	11	2007-18 (250-1, C350-6, C500-4)
Phillip McCallen	10	1987-96 (250-3, 350-1, SSP-2, SBK-4)
Michael Dunlop	10	2006-18 (125-1, 250-1, STWN-2, STWN B-1, SSP-2, SBK-2, SJUN-1)
Richard Ford	9	2008-18 (C250-2, C1000-5, SJUN B-2)
Courtney Junk	8	1974-83 (200-2, 250-4, 350-1, 500-1)
Mervyn Elwood	8	1987-97 (C500-5, C1000-3)

MOST WINS AT ALL IRISH ROAD RACE MEETINGS (after East Coast Races 2018)

Most Wins at All Irish Road Race Meetings

Ryan Farquhar	211	1995-16
Joey Dunlop	156	1971-00
Robert Dunlop	135	1980-08
William Dunlop	119	2005-17
Ray McCullough	109	1960-82
Phillip McCallen	109	1987-99
Michael Dunlop	102	2006-18
Brian Reid	78	1980-94
Darran Lindsay	74	1999-06
Barry Davidson	68	1998-18

KDM HIRE COOKSTOWN 100


JUNIOR SUPPORT Group A Qualifying Friday, 26 April 2019



Pos	Class	No	Name	Machine / Sponsor	----- Best Lap -----				
					Time	Behind	Speed	On	Laps
Qualifying Classification									
1	SJUN	81	Eoin O'SIOCHRU	Kawasaki 650	1:38.557		76.707	5	5
2	SJUN	79	Vincent BRENNAN	Kawasaki 650 - Vinny's Barbers	1:39.007	0.450	76.358	4	5
3	SJUN	29	Alastair HAWORTH	Yamaha 400	1:39.515	0.958	75.968	3	5
4	SJUN	78	Dominic COTTRELL	Suzuki 650 - Dunsany Racing	1:40.989	2.432	74.860	5	5
5	SJUN	76	Mark KIRBY	Kawasaki 650 - MK Racing	1:41.102	2.545	74.776	5	5
6	SJUN	24	Kevin BAKER	Kawasaki 650 - Game On	1:41.804	3.247	74.260	4	5
7	SJUN	43	Jason CASSELLS	Kawasaki 650	1:41.834	3.277	74.238	4	5
8	SJUN	36	James COTTRELL	Suzuki 650 - DRRSC	1:43.110	4.553	73.320	4	5
9	SJUN	11	John CAHILL	Suzuki 650	1:43.479	4.922	73.058	4	5
10	SJUN	62	Aidan CLEARY	Kawasaki 650	1:43.974	5.417	72.710	3	4
11	SJUN	67	Nigel COLGAN	Suzuki 650	1:46.396	7.839	71.055	5	5
12	SJUN	31	Robert CAIRNS	Kawasaki 650	1:47.814	9.257	70.121	5	5
13	SJUN	46	Mark JOHNSON	Kawasaki 650 - MJ Racing	1:48.179	9.622	69.884	5	5
14	SJUN	57	Yvonne MONTGOMERY	Kawasaki 400	1:50.424	11.867	68.463	3	5
15	SJUN	15	Gillian McGAW	Kawasaki 400	1:52.348	13.791	67.291	2	5

Provisional result to be confirmed by the Stewards of the Meeting subject to completion of technical inspections & the time limit for protests

Page 1 / 1

Circuit	Orritor	Signed		Organising Club	Cookstown & District MCC
Length(miles)	2.1000		Chief Timekeeper	Qualifying Started	15:10
Weather	Cloudy	Issued At:	15:27		
Track	Dry				



JUNIOR SUPPORT
Group A Qualifying
Friday, 26 April 2019
DETAILED RESULT

Qualifying Classification

Position

1	81 Eoin O'SIOCHRU				
SJUN		Behind			
Best Time	1:38.557	Best Speed	76.707	On	5 Gp
Lap	Elapsed Time	Lap Time	Lap Speed		
1	1:49.279	1:49.279	69.181		
2	3:30.320	1:41.041	74.821		
3	5:10.599	1:40.279	75.390		
4	6:50.278	1:39.679	75.843		
5	8:28.835	1:38.557	76.707		

2	79 Vincent BRENNAN				
SJUN		Behind			0.450
Best Time	1:39.007	Best Speed	76.358	On	4 Gp
Lap	Elapsed Time	Lap Time	Lap Speed		
1	1:47.771	1:47.771	70.149		
2	3:28.291	1:40.520	75.209		
3	5:08.139	1:39.848	75.715		
4	6:47.146	1:39.007	76.358		
5	8:26.244	1:39.098	76.288		

3	29 Alastair HAWORTH				
SJUN		Behind			0.958
Best Time	1:39.515	Best Speed	75.968	On	3 Gp
Lap	Elapsed Time	Lap Time	Lap Speed		
1	2:24.617	2:24.617	52.276		
2	4:07.282	1:42.665	73.638		
3	5:46.797	1:39.515	75.968		
4	7:27.800	1:41.003	74.849		
5	9:07.451	1:39.651	75.865		

4	78 Dominic COTTRELL				
SJUN		Behind			2.432
Best Time	1:40.989	Best Speed	74.860	On	5 Gp
Lap	Elapsed Time	Lap Time	Lap Speed		
1	2:17.754	2:17.754	54.880		
2	4:01.782	1:44.028	72.673		
3	5:46.204	1:44.422	72.399		
4	7:30.961	1:44.757	72.167		
5	9:11.950	1:40.989	74.860		

Qualifying Classification

Position

5	76 Mark KIRBY				
SJUN		Behind			2.545
Best Time	1:41.102	Best Speed	74.776	On	5 Gp
Lap	Elapsed Time	Lap Time	Lap Speed		
1	2:32.007	2:32.007	49.735		
2	4:15.834	1:43.827	72.813		
3	5:59.133	1:43.299	73.186		
4	7:41.709	1:42.576	73.701		
5	9:22.811	1:41.102	74.776		

6	24 Kevin BAKER				
SJUN		Behind			3.247
Best Time	1:41.804	Best Speed	74.260	On	4 Gp
Lap	Elapsed Time	Lap Time	Lap Speed		
1	2:03.161	2:03.161	61.383		
2	3:47.700	1:44.539	72.318		
3	5:31.160	1:43.460	73.072		
4	7:12.964	1:41.804	74.260		
5	8:55.526	1:42.562	73.712		

7	43 Jason CASSELLS				
SJUN		Behind			3.277
Best Time	1:41.834	Best Speed	74.238	On	4 Gp
Lap	Elapsed Time	Lap Time	Lap Speed		
1	2:40.270	2:40.270	47.170		
2	4:24.038	1:43.768	72.855		
3	6:08.265	1:44.227	72.534		
4	7:50.099	1:41.834	74.238		
5	9:35.146	1:45.047	71.968		

8	36 James COTTRELL				
SJUN		Behind			4.553
Best Time	1:43.110	Best Speed	73.320	On	4 Gp
Lap	Elapsed Time	Lap Time	Lap Speed		
1	2:04.991	2:04.991	60.484		
2	3:52.554	1:47.563	70.284		
3	5:38.019	1:45.465	71.683		
4	7:21.129	1:43.110	73.320		
5	9:04.987	1:43.858	72.792		





JUNIOR SUPPORT
Group A Qualifying
Friday, 26 April 2019
DETAILED RESULT

Qualifying Classification

Position

9 11 John CAHILL

SJUN Behind 4.922

Best Time 1:43.479 Best Speed 73.058 On 4 Gp

Lap	Elapsed Time	Lap Time	Lap Speed
1	1:57.648	1:57.648	64.259
2	3:43.208	1:45.560	71.618
3	5:27.651	1:44.443	72.384
4	7:11.130	1:43.479	73.058
5	8:55.932	1:44.802	72.136

Qualifying Classification

Position

13 46 Mark JOHNSON

SJUN Behind 9.622

Best Time 1:48.179 Best Speed 69.884 On 5 Gp

Lap	Elapsed Time	Lap Time	Lap Speed
1	2:23.437	2:23.437	52.706
2	4:14.803	1:51.366	67.884
3	6:25.877	2:11.074	57.677
4	8:14.693	1:48.816	69.475
5	10:02.872	1:48.179	69.884

10 62 Aidan CLEARY

SJUN Behind 5.417

Best Time 1:43.974 Best Speed 72.710 On 3 Gp

Lap	Elapsed Time	Lap Time	Lap Speed
1	2:34.349	2:34.349	48.980
2	4:19.760	1:45.411	71.719
3	6:03.734	1:43.974	72.710
4	7:54.753	1:51.019	68.096

14 57 Yvonne MONTGOMERY

SJUN Behind 11.867

Best Time 1:50.424 Best Speed 68.463 On 3 Gp

Lap	Elapsed Time	Lap Time	Lap Speed
1	2:27.510	2:27.510	51.251
2	4:18.005	1:50.495	68.419
3	6:08.429	1:50.424	68.463
4	7:59.795	1:51.366	67.884
5	9:52.385	1:52.590	67.146

11 67 Nigel COLGAN

SJUN Behind 7.839

Best Time 1:46.396 Best Speed 71.055 On 5 Gp

Lap	Elapsed Time	Lap Time	Lap Speed
1	2:06.026	2:06.026	59.988
2	3:55.041	1:49.015	69.348
3	5:43.374	1:48.333	69.785
4	7:31.855	1:48.481	69.690
5	9:18.251	1:46.396	71.055

15 15 Gillian McGAW

SJUN Behind 13.791

Best Time 1:52.348 Best Speed 67.291 On 2 Gp

Lap	Elapsed Time	Lap Time	Lap Speed
1	2:31.046	2:31.046	50.051
2	4:23.394	1:52.348	67.291
3	6:16.335	1:52.941	66.938
4	8:10.481	1:54.146	66.231
5	10:04.833	1:54.352	66.112

12 31 Robert CAIRNS

SJUN Behind 9.257

Best Time 1:47.814 Best Speed 70.121 On 5 Gp

Lap	Elapsed Time	Lap Time	Lap Speed
1	2:17.980	2:17.980	54.791
2	4:10.134	1:52.154	67.407
3	5:58.870	1:48.736	69.526
4	7:46.746	1:47.876	70.080
5	9:34.560	1:47.814	70.121



KDM HIRE COOKSTOWN 100

JUNIOR SUPPORT

Group B Qualifying


Friday, 26 April 2019



Pos	Class	No	Name	Machine / Sponsor	----- Best Lap -----				Laps
					Time	Behind	Speed	On	
Qualifying Classification									
1	SJUN	111	Noel SMITH	Kawasaki 650	1:42.362		73.856	4	5
2	SJUN	112	Martin CURRAMS	Kawasaki 650 - G2-Tech Racing	1:43.419	1.057	73.101	4	5
3	SJUN	108	Francis O'HARA	Kawasaki 650	1:45.243	2.881	71.834	5	5
4	SJUN	122	Chris MEYER	Honda 250	1:47.481	5.119	70.338	4	5
5	SJUN	5	R J WOOLSEY	Kawasaki 650	1:48.459	6.097	69.704	3	5
6	SJUN	130	Nigel McAULEY	Kawasaki 650	1:48.766	6.404	69.507	3	5
7	SJUN	179	James ROTHERY	Suzuki 650 - Ambler Racing	1:48.875	6.513	69.437	4	5
8	SJUN	105	Darren DUNCAN	Kawasaki 400	1:49.733	7.371	68.894	2	5
9	SJUN	142	Adrian HERATY	Yamaha 400	1:51.126	8.764	68.031	4	5
10	SJUN	103	David BRODERICK	Suzuki 650 - BNH Motorcycles	1:51.593	9.231	67.746	5	5

Provisional result to be confirmed by the Stewards of the Meeting subject to completion of technical inspections & the time limit for protests

Page 1 / 1

Circuit	Orritor	Signed		Organising Club	Cookstown & District MCC
Length(miles)	2.1000	Chief Timekeeper		Qualifying Started	15:26
Weather	Cloudy			Issued At:	15:42
Track	Dry				



JUNIOR SUPPORT
Group B Qualifying
Friday, 26 April 2019
DETAILED RESULT

Qualifying Classification

Position

1 111 Noel SMITH

SJUN		Behind		
Best Time	1:42.362	Best Speed	73.856	On 4 Gp
Lap	Elapsed Time	Lap Time	Lap Speed	
1	2:06.421	2:06.421	59.800	
2	3:56.077	1:49.656	68.943	
3	5:38.909	1:42.832	73.518	
4	7:21.271	1:42.362	73.856	
5	9:04.095	1:42.824	73.524	

2 112 Martin CURRAMS

SJUN		Behind	1.057	
Best Time	1:43.419	Best Speed	73.101	On 4 Gp
Lap	Elapsed Time	Lap Time	Lap Speed	
1	2:07.513	2:07.513	59.288	
2	3:56.366	1:48.853	69.451	
3	5:40.516	1:44.150	72.588	
4	7:23.935	1:43.419	73.101	
5	9:07.493	1:43.558	73.003	

3 108 Francis O'HARA

SJUN		Behind	2.881	
Best Time	1:45.243	Best Speed	71.834	On 5 Gp
Lap	Elapsed Time	Lap Time	Lap Speed	
1	2:03.176	2:03.176	61.376	
2	3:56.065	1:52.889	66.968	
3	5:43.939	1:47.874	70.082	
4	7:30.245	1:46.306	71.115	
5	9:15.488	1:45.243	71.834	

4 122 Chris MEYER

SJUN		Behind	5.119	
Best Time	1:47.481	Best Speed	70.338	On 4 Gp
Lap	Elapsed Time	Lap Time	Lap Speed	
1	2:27.759	2:27.759	51.164	
2	4:16.232	1:48.473	69.695	
3	6:04.455	1:48.223	69.856	
4	7:51.936	1:47.481	70.338	
5	9:39.535	1:47.599	70.261	

Qualifying Classification

Position

5 5 R J WOOLSEY

SJUN		Behind	6.097	
Best Time	1:48.459	Best Speed	69.704	On 3 Gp
Lap	Elapsed Time	Lap Time	Lap Speed	
1	2:27.479	2:27.479	51.262	
2	4:33.321	2:05.842	60.075	
3	6:21.780	1:48.459	69.704	
4	8:13.343	1:51.563	67.764	
5	10:04.940	1:51.597	67.744	

6 130 Nigel McAULEY

SJUN		Behind	6.404	
Best Time	1:48.766	Best Speed	69.507	On 3 Gp
Lap	Elapsed Time	Lap Time	Lap Speed	
1	2:13.668	2:13.668	56.558	
2	4:02.829	1:49.161	69.256	
3	5:51.595	1:48.766	69.507	
4	7:41.684	1:50.089	68.672	
5	9:32.523	1:50.839	68.207	

7 179 James ROTHERY

SJUN		Behind	6.513	
Best Time	1:48.875	Best Speed	69.437	On 4 Gp
Lap	Elapsed Time	Lap Time	Lap Speed	
1	2:15.437	2:15.437	55.819	
2	4:05.603	1:50.166	68.624	
3	5:55.180	1:49.577	68.993	
4	7:44.055	1:48.875	69.437	
5	9:33.802	1:49.747	68.886	

8 105 Darren DUNCAN

SJUN		Behind	7.371	
Best Time	1:49.733	Best Speed	68.894	On 2 Gp
Lap	Elapsed Time	Lap Time	Lap Speed	
1	2:09.797	2:09.797	58.245	
2	3:59.530	1:49.733	68.894	
3	5:49.542	1:50.012	68.720	
4	7:41.350	1:51.808	67.616	
5	9:33.258	1:51.908	67.555	



KDM HIRE COOKSTOWN 100

JUNIOR SUPPORT

Group B Qualifying

Friday, 26 April 2019

DETAILED RESULT



Qualifying Classification

Position

9 142 Adrian HERATY

SJUN Behind **8.764**

Best Time **1:51.126** Best Speed **68.031** On **4** Gp

Lap	Elapsed Time	Lap Time	Lap Speed
1	2:34.468	2:34.468	48.942
2	4:29.682	1:55.214	65.617
3	6:20.959	1:51.277	67.939
4	8:12.085	1:51.126	68.031
5	10:03.653	1:51.568	67.761

10 103 David BRODERICK

SJUN Behind **9.231**

Best Time **1:51.593** Best Speed **67.746** On **5** Gp

Lap	Elapsed Time	Lap Time	Lap Speed
1	2:02.199	2:02.199	61.866
2	3:55.943	1:53.744	66.465
3	5:49.125	1:53.182	66.795
4	7:41.058	1:51.933	67.540
5	9:32.651	1:51.593	67.746

KDM HIRE COOKSTOWN 100

JUNIOR SUPPORT COMBINED QUALIFYING




Pos	Class	No	Name	-----Best Time / Qual Laps-----		Overall Best Time / Speed / Total Qual Laps
				Session A	Session B	
Qualifying Classification						
1	SJUN	81	Eoin O'SIOCHRU	1:38.557	-----	1:38.557 76.707
2	SJUN	79	Vincent BRENNAN	1:39.007	-----	1:39.007 76.358
3	SJUN	29	Alastair HAWORTH	1:39.515	-----	1:39.515 75.968
4	SJUN	78	Dominic COTTRELL	1:40.989	-----	1:40.989 74.860
5	SJUN	76	Mark KIRBY	1:41.102	-----	1:41.102 74.776
6	SJUN	24	Kevin BAKER	1:41.804	-----	1:41.804 74.260
7	SJUN	43	Jason CASSELLS	1:41.834	-----	1:41.834 74.238
8	SJUN	111	Noel SMITH	-----	1:42.362	1:42.362 73.856
9	SJUN	36	James COTTRELL	1:43.110	-----	1:43.110 73.320
10	SJUN	112	Martin CURRAMS	-----	1:43.419	1:43.419 73.101
11	SJUN	11	John CAHILL	1:43.479	-----	1:43.479 73.058
12	SJUN	62	Aidan CLEARY	1:43.974	-----	1:43.974 72.710
13	SJUN	108	Francis O'HARA	-----	1:45.243	1:45.243 71.834
14	SJUN	67	Nigel COLGAN	1:46.396	-----	1:46.396 71.055
15	SJUN	122	Chris MEYER	-----	1:47.481	1:47.481 70.338
16	SJUN	31	Robert CAIRNS	1:47.814	-----	1:47.814 70.121
17	SJUN	46	Mark JOHNSON	1:48.179	-----	1:48.179 69.884
18	SJUN	5	R J WOOLSEY	-----	1:48.459	1:48.459 69.704
19	SJUN	130	Nigel McAULEY	-----	1:48.766	1:48.766 69.507
20	SJUN	179	James ROTHERY	-----	1:48.875	1:48.875 69.437
21	SJUN	105	Darren DUNCAN	-----	1:49.733	1:49.733 68.894
22	SJUN	57	Yvonne MONTGOMERY	1:50.424	-----	1:50.424 68.463
23	SJUN	142	Adrian HERATY	-----	1:51.126	1:51.126 68.031
24	SJUN	103	David BRODERICK	-----	1:51.593	1:51.593 67.746
25	SJUN	15	Gillian McGAW	1:52.348	-----	1:52.348 67.291

No 62 - TRANSPONDER NOT DETECTED

Provisional result to be confirmed by the Stewards of the Meeting subject to completion of technical inspections & the time limit for protests

Page 1 / 1

Circuit	Orritor	Signed	 Chief Timekeeper	Organising Club	Cookstown & District MCC
Length(miles)	2.1000	Issued At:			
Weather					
Track					



MCUI (Ulster Centre)
www.mcui-uc.org.uk



KDM HIRE COOKSTOWN 100

JUNIOR SUPPORT

Orriotr 2.100 miles

R1: Bill Eastwood Contracts/Drew Stewart Junior/Senior Support B


26/04/2019 17:30

Race (6 Laps)

FRIDAY - RACE 1 - JUNIOR & SENIOR SUPPORT B

3	81 A	96 B	
2	236 A	15 B	160 C
1	103 A	142 B	9 C

POLE POSITION



Promoted by Cookstown and District Motorcycle Club

Orbits

Provisional result to be confirmed by the Stewards of the Meeting subject to the completion of technical inspections and the time limit for protests
MCUI (Ulster Centre) Timing @ www.elaps-timing.com



KDM HIRE COOKSTOWN 100

JUNIOR SUPPORT

Orriotr 2.100 miles

R4: Bill Eastwood Contracts/Drew Stewart Junior Support A


27/04/2019 11:45

Race (7 Laps)

RACE 4 - JUNIOR SUPPORT A

11	142 A		
10	179 A	105 B	57 C
9	46 A	5 B	130 C
8			
7	122 A	31 B	
6	62 A	108 B	67 C
5	36 A	112 B	11 C
4			
3	43 A	111 B	
2	78 A	76 B	24 C
1	81 A	79 B	29 C

POLE POSITION



Promoted by Cookstown and District Motorcycle Club

Orbits

Provisional result to be confirmed by the Stewards of the Meeting subject to the completion of technical inspections and the time limit for protests
MCUI (Ulster Centre) Timing @ www.elaps-timing.com




KDM HIRE COOKSTOWN 100

JUNIOR SUPPORT

R1- Bill Eastwood/Drew Stewart/Greenvale Hotel Junior/Senior Support B

Friday, 26 April 2019



Junior Support

-----Best Lap-----
Pos Class No Name Machine / Sponsor Gp Lap Total Time Behind Speed Time Speed On

Race Classification

1	SJUN	15	Gillian McGAW	Kawasaki 400	a	4	8:34.118		58.819	2:04.032	60.952	2
2	SJUN	103	David BRODERICK	Suzuki 650 - BNH Motorcycles	a	4	8:54.547	20.429	56.571	2:10.634	57.872	2

Fastest Lap

SJUN	15	Gillian McGAW	Kawasaki 400	2:04.032	60.952	2
------	----	---------------	--------------	----------	--------	---

Senior Support

-----Best Lap-----
Pos Class No Name Machine / Sponsor Gp Lap Total Time Behind Speed Time Speed On

Race Classification

1	SSEN	160	Ben PLANT	Kawasaki 600	a	4	7:40.076		65.728	1:51.252	67.954	4
2	SSEN	236	James COTTRELL	Honda 600 - Dunsany Racing	a	4	7:40.343	0.267	65.690	1:50.716	68.283	4
3	SSEN	96	Stephen CARR	Yamaha 600	a	4	8:07.478	27.402	62.034	1:59.165	63.441	2


Fastest Lap

SSEN	236	James COTTRELL	Honda 600 - Dunsany Racing	1:50.716	68.283	4
------	-----	----------------	----------------------------	----------	--------	---

Not Classified

DNF	SSEN	81	R J WOOLSEY	Ducati 748	a	2	4:42.986		53.430	2:13.635	56.572	2
-----	------	----	-------------	------------	---	---	----------	--	--------	----------	--------	---

Provisional result to be confirmed by the Stewards of the Meeting subject to completion of technical inspections & the time limit for protests

Circuit	Orritor	Signed		Organising Club	Cookstown & District MCC
Length(miles)	2.1000		Chief Timekeeper	Race Started	19:12
Weather	Cloudy	Issued At:	19:26		
Track	Wet				



JUNIOR SUPPORT

R1- Bill Eastwood/Drew Stewart/Greenvale Hotel Junior/Senior Support

Friday, 26 April 2019

DETAILED RESULT

Junior Support

Race Classification

1 15 Gillian McGAW

Total Time **8:34.118** Avg Speed **58.819** Behind
Best Time **2:04.032** Best Speed **60.952** On **2** Gp **a**

Lap	Elapsed Time	Lap Time	Lap Speed
1	2:17.162	2:17.162	55.117
2	4:21.194	2:04.032	60.952
3	6:26.489	2:05.295	60.338
4	8:34.118	2:07.629	59.234

2 103 David BRODERICK

Total Time **8:54.547** Avg Speed **56.571** Behind **20.429**
Best Time **2:10.634** Best Speed **57.872** On **2** Gp **a**

Lap	Elapsed Time	Lap Time	Lap Speed
1	2:18.119	2:18.119	54.735
2	4:28.753	2:10.634	57.872
3	6:41.700	2:12.947	56.865
4	8:54.547	2:12.847	56.908





JUNIOR SUPPORT

R1- Bill Eastwood/Drew Stewart/Greenvale Hotel Junior/Senior Support

Friday, 26 April 2019

DETAILED RESULT

Senior Support

Race Classification

1 160 Ben PLANT

Total Time **7:40.076** Avg Speed **65.728** Behind
 Best Time **1:51.252** Best Speed **67.954** On **4** Gp **a**

Lap	Elapsed Time	Lap Time	Lap Speed
1	2:02.352	2:02.352	61.789
2	3:56.691	1:54.339	66.119
3	5:48.824	1:52.133	67.420
4	7:40.076	1:51.252	67.954

2 236 James COTTRELL

Total Time **7:40.343** Avg Speed **65.690** Behind **0.267**
 Best Time **1:50.716** Best Speed **68.283** On **4** Gp **a**

Lap	Elapsed Time	Lap Time	Lap Speed
1	2:00.414	2:00.414	62.783
2	3:53.800	1:53.386	66.675
3	5:49.627	1:55.827	65.270
4	7:40.343	1:50.716	68.283

3 96 Stephen CARR

Total Time **8:07.478** Avg Speed **62.034** Behind **27.402**
 Best Time **1:59.165** Best Speed **63.441** On **2** Gp **a**

Lap	Elapsed Time	Lap Time	Lap Speed
1	2:09.142	2:09.142	58.540
2	4:08.307	1:59.165	63.441
3	6:07.880	1:59.573	63.225
4	8:07.478	1:59.598	63.212

Not Classified

DNF 81 R J WOOLSEY

Total Time **4:42.986** Avg Speed **53.430** Behind
 Best Time **2:13.635** Best Speed **56.572** On **2** Gp **a**

Lap	Elapsed Time	Lap Time	Lap Speed
1	2:29.351	2:29.351	50.619
2	4:42.986	2:13.635	56.572



KDM HIRE COOKSTOWN 100

JUNIOR SUPPORT

R1- Bill Eastwood/Drew Stewart/Greenvale Hotel Junior/Senior Support B



LAP CHART

1

No	Name	Gp	Time of Day	Lap Time
236	James COTTRELL	a	19:14:43.728	2:00.414
160	Ben PLANT	a	19:14:45.666	2:02.352
96	Stephen CARR	a	19:14:52.456	2:09.142
15	Gillian McGAW	a	19:15:00.476	2:17.162
103	David BRODERICK	a	19:15:01.433	2:18.119
81	R J WOOLSEY	a	19:15:12.665	2:29.351

2

No	Name	Gp	Time of Day	Lap Time
236	James COTTRELL	a	19:16:37.114	1:53.386
160	Ben PLANT	a	19:16:40.005	1:54.339
96	Stephen CARR	a	19:16:51.621	1:59.165
15	Gillian McGAW	a	19:17:04.508	2:04.032
103	David BRODERICK	a	19:17:12.067	2:10.634
81	R J WOOLSEY	a	19:17:26.300	2:13.635

3

No	Name	Gp	Time of Day	Lap Time
160	Ben PLANT	a	19:18:32.138	1:52.133
236	James COTTRELL	a	19:18:32.941	1:55.827
96	Stephen CARR	a	19:18:51.194	1:59.573
15	Gillian McGAW	a	19:19:09.803	2:05.295
103	David BRODERICK	a	19:19:25.014	2:12.947

4

No	Name	Gp	Time of Day	Lap Time
160	Ben PLANT	a	19:20:23.390	1:51.252
236	James COTTRELL	a	19:20:23.657	1:50.716
96	Stephen CARR	a	19:20:50.792	1:59.598
15	Gillian McGAW	a	19:21:17.432	2:07.629
103	David BRODERICK	a	19:21:37.861	2:12.847