



COOKSTOWN 100

Friday 26th & Saturday 27th April 2019

promoted by Cookstown & District MCC
cookstown100.org

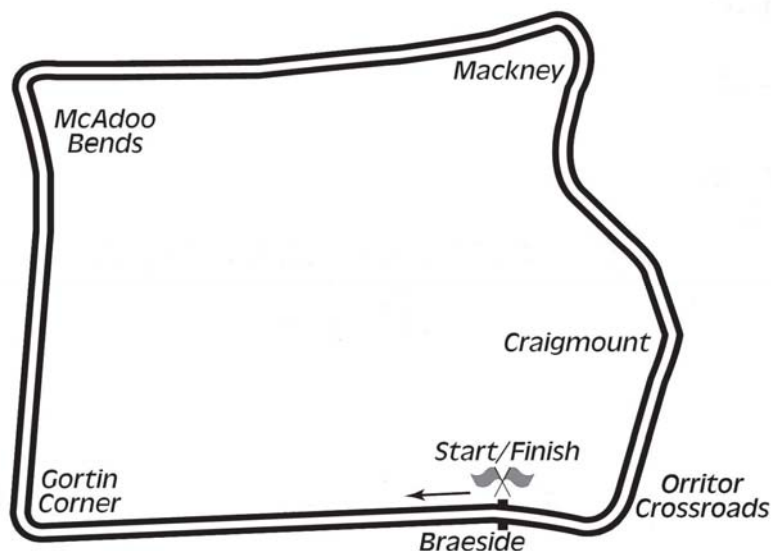
BRAESIDE BAR & RESTAURANT
MOTO 3 (125cc GP)



Comhairle Ceantair
Lár Uladh
Mid Ulster
District Council



Orritor Circuit 2.1 miles



LAP RECORDS at the start of the meeting

Class	Rider	Machine	m s	mph	Year
125cc	William Dunlop	Honda	1 34.755	79.785	2010
Supersport 300	to be established				
Moto 3	Derek McGee	Honda 250	1 33.802	80.595	2018
250cc	William Dunlop	Honda	1 29.658	84.320	2009
Lightweight Supersport	Darryl Tweed	Kawasaki 400	1 34.604	79.912	2016
Supermono	Shaun Anderson	Kramer 690	1 36.710	78.172	2018
Supertwin	James Cowton	Kawasaki	1 29.657	84.321	2015
Supersport	Michael Dunlop	Yamaha	1 24.783	89.169	2011
Superbike	Michael Dunlop	Honda	1 22.641	91.480	2013
Senior Support	Gary Robinson	Yamaha 600	1 29.956	84.041	2007
Junior Support	Joseph Loughlin	Kawasaki 650	1 30.965	83.109	2017
Classic 1000cc	Wattie Brown	Norton 920	1 40.273	75.394	2006
Classic 500cc	Neill McWhirter	Norton	1 41.491	74.489	2010
Classic 350cc	Paul Coward	Honda	1 43.421	73.099	2004
Classic 250cc	Geoff McMullan	Suzuki	1 47.294	70.461	2006
Forgotten Era	Anthony McColgan	Bimota 750	1 37.178	77.795	2016

MOST WINS AT COOKSTOWN 100

Ryan Farquhar	26	1996-12 (400-1, 450-2, STWN-4, SSP-5, SBK-13, SJUN-1)
Ray McCullough	14	1967-79 (250-8, 350-3, 500-3)
William Dunlop	14	2006-17 (125-3, 250-5, SSP-5, SBK B-1)
Joey Dunlop	11	1977-98 (125-1, 250-4, 350-2, 500-2, SSP-1, SBK-1)
Robert Dunlop	11	1985-08 (125-7, 250-1, 250 B-1, 350-1, SBK-1)
Barry Davidson	11	2007-18 (250-1, C350-6, C500-4)
Phillip McCallen	10	1987-96 (250-3, 350-1, SSP-2, SBK-4)
Michael Dunlop	10	2006-18 (125-1, 250-1, STWN-2, STWN B-1, SSP-2, SBK-2, SJUN-1)
Richard Ford	9	2008-18 (C250-2, C1000-5, SJUN B-2)
Courtney Junk	8	1974-83 (200-2, 250-4, 350-1, 500-1)
Mervyn Elwood	8	1987-97 (C500-5, C1000-3)

MOST WINS AT ALL IRISH ROAD RACE MEETINGS (after East Coast Races 2018)

Most Wins at All Irish Road Race Meetings

Ryan Farquhar	211	1995-16
Joey Dunlop	156	1971-00
Robert Dunlop	135	1980-08
William Dunlop	119	2005-17
Ray McCullough	109	1960-82
Phillip McCallen	109	1987-99
Michael Dunlop	102	2006-18
Brian Reid	78	1980-94
Darran Lindsay	74	1999-06
Barry Davidson	68	1998-18

KDM HIRE COOKSTOWN 100

MOTO 3 (125GP) / SUPERSPORT 300

Qualifying

Friday, 26 April 2019



Moto 3 (125GP)


Pos	Class	No	Name	Machine / Sponsor	Time	Best Lap		On	Total Laps
						Behind	Speed		
Qualifying Classification									
1	M3	6	Derek McGEE	Honda 250 Moto 3 - Faraldo Racing	1:38.332		76.882	4	5
2	M3	86	Nigel MOORE	Honda 250 Moto 3	1:41.199	2.867	74.704	5	5
3	M3	75	Kevin FITZPATRICK	Honda 125 - Harp Farm Racing	1:42.428	4.096	73.808	4	5
4	M3	18	Samuel GRIEF	Honda 250 Moto 3 - PR18 Racing	1:45.797	7.465	71.458	5	5
5	M3	14	Jack SANDS	Honda 125 - Jack Sands Racing	1:46.332	8.000	71.098	5	5
6	M3	28	Paul GARTLAND	Honda 125 - PSC Racing	1:47.088	8.756	70.596	3	5
7	M3	49	Malcolm LOVE	Honda 250 Moto 3 - CB Racing	1:47.883	9.551	70.076	5	5
8	M3	122	Chris MEYER	Honda 125	1:50.481	12.149	68.428	3	3
9	M3	69	Ronnie SCOTT	Honda 250 Moto 3	1:51.003	12.671	68.106	3	5
10	M3	94	Andrew JACKSON	Honda 250 Moto 3 - Falcon Racing	2:29.261	50.929	50.650	1	1

Supersport 300

Pos	Class	No	Name	Machine / Sponsor	Time	Best Lap		On	Total Laps
						Behind	Speed		
Qualifying Classification									
1	SS300	40	Barry DAVIDSON	KTM 390 - Jackal Racing	1:49.864		68.812	5	5
2	SS300	182	Roger CHEN	Kawasaki 300	2:03.537	13.673	61.196	3	4

Provisional result to be confirmed by the Stewards of the Meeting subject to completion of technical inspections & the time limit for protests

Page 1 / 1

Circuit	Orritor	Signed		Organising Club	Cookstown & District MCC
Length(miles)	2.1000		Chief Timekeeper	Qualifying Started	14:54
Weather	Cloudy	Issued At:	15:12		
Track	Dry				

KDM HIRE COOKSTOWN 100

MOTO 3 (125GP) / SUPERSPORT 300

Qualifying

Friday, 26 April 2019

DETAILED RESULT



Qualifying Classification

Position

1 **6 Derek McGEE**
 M3 Behind
 Best Time **1:38.332** Best Speed **76.882** On **4** Gp

Lap	Elapsed Time	Lap Time	Lap Speed
1	14:56:50.077	2:04.606	60.671
2	14:58:30.214	1:40.137	75.497
3	15:00:09.326	1:39.112	76.277
4	15:01:47.658	1:38.332	76.882
5	15:03:30.316	1:42.658	73.643

2 **86 Nigel MOORE**
 M3 Behind **2.867**
 Best Time **1:41.199** Best Speed **74.704** On **5** Gp

Lap	Elapsed Time	Lap Time	Lap Speed
1	14:57:07.068	2:21.597	53.391
2	14:58:51.235	1:44.167	72.576
3	15:00:32.818	1:41.583	74.422
4	15:02:15.259	1:42.441	73.799
5	15:03:56.458	1:41.199	74.704

3 **75 Kevin FITZPATRICK**
 M3 Behind **4.096**
 Best Time **1:42.428** Best Speed **73.808** On **4** Gp

Lap	Elapsed Time	Lap Time	Lap Speed
1	14:56:52.731	2:07.260	59.406
2	14:58:41.931	1:49.200	69.231
3	15:00:27.798	1:45.867	71.410
4	15:02:10.226	1:42.428	73.808
5	15:03:52.940	1:42.714	73.602

4 **18 Samuel GRIEF**
 M3 Behind **7.465**
 Best Time **1:45.797** Best Speed **71.458** On **5** Gp

Lap	Elapsed Time	Lap Time	Lap Speed
1	14:57:06.803	2:21.332	53.491
2	14:58:53.547	1:46.744	70.824
3	15:00:39.584	1:46.037	71.296
4	15:02:26.398	1:46.814	70.777
5	15:04:12.195	1:45.797	71.458

Qualifying Classification

Position

5 **14 Jack SANDS**
 M3 Behind **8.000**
 Best Time **1:46.332** Best Speed **71.098** On **5** Gp

Lap	Elapsed Time	Lap Time	Lap Speed
1	14:56:52.201	2:06.730	59.654
2	14:58:40.399	1:48.198	69.872
3	15:00:28.401	1:48.002	69.999
4	15:02:17.055	1:48.654	69.579
5	15:04:03.387	1:46.332	71.098

6 **28 Paul GARTLAND**
 M3 Behind **8.756**
 Best Time **1:47.088** Best Speed **70.596** On **3** Gp

Lap	Elapsed Time	Lap Time	Lap Speed
1	14:56:52.015	2:06.544	59.742
2	14:58:42.110	1:50.095	68.668
3	15:00:29.198	1:47.088	70.596
4	15:02:17.003	1:47.805	70.127
5	15:04:04.260	1:47.257	70.485

7 **49 Malcolm LOVE**
 M3 Behind **9.551**
 Best Time **1:47.883** Best Speed **70.076** On **5** Gp

Lap	Elapsed Time	Lap Time	Lap Speed
1	14:56:44.503	1:59.032	63.512
2	14:58:34.282	1:49.779	68.866
3	15:00:22.415	1:48.133	69.914
4	15:02:11.664	1:49.249	69.200
5	15:03:59.547	1:47.883	70.076

8 **122 Chris MEYER**
 M3 Behind **12.149**
 Best Time **1:50.481** Best Speed **68.428** On **3** Gp

Lap	Elapsed Time	Lap Time	Lap Speed
1	14:56:57.431	2:11.960	57.290
2	14:58:48.751	1:51.320	67.912
3	15:00:39.232	1:50.481	68.428

KDM HIRE COOKSTOWN 100

MOTO 3 (125GP) / SUPERSPORT 300

Qualifying

Friday, 26 April 2019

DETAILED RESULT



Qualifying Classification

Position

9 **69 Ronnie SCOTT**

M3 Behind **12.671**

Best Time **1:51.003** Best Speed **68.106** On **3** Gp

Lap	Elapsed Time	Lap Time	Lap Speed
1	14:57:22.306	2:36.835	48.204
2	14:59:17.280	1:54.974	65.754
3	15:01:08.283	1:51.003	68.106
4	15:03:01.007	1:52.724	67.066
5	15:04:54.068	1:53.061	66.867

10 **94 Andrew JACKSON**

M3 Behind **50.929**

Best Time **2:29.261** Best Speed **50.650** On **1** Gp

Lap	Elapsed Time	Lap Time	Lap Speed
1	14:57:14.732	2:29.261	50.650

KDM HIRE COOKSTOWN 100

MOTO 3 (125GP) / SUPERSPORT 300

Qualifying

Friday, 26 April 2019

DETAILED RESULT



Qualifying Classification

Position

1 40 Barry DAVIDSON

SS300

Behind

Best Time **1:49.864** Best Speed **68.812** On **5** Gp

Lap	Elapsed Time	Lap Time	Lap Speed
1	14:57:12.444	2:26.973	51.438
2	14:59:06.635	1:54.191	66.205
3	15:00:57.940	1:51.305	67.921
4	15:02:48.644	1:50.704	68.290
5	15:04:38.508	1:49.864	68.812

2 182 Roger CHEN

SS300

Behind

13.673

Best Time **2:03.537** Best Speed **61.196** On **3** Gp

Lap	Elapsed Time	Lap Time	Lap Speed
1	14:57:16.965	2:31.494	49.903
2	14:59:25.450	2:08.485	58.840
3	15:01:28.987	2:03.537	61.196
4	15:03:32.813	2:03.826	61.053

KDM HIRE COOKSTOWN 100

MOTO 3 (125cc GP)/SUPERSPORT 300

Orriotr 2.100 miles

R2: Braeside Bar & Restaurant Moto 3/Supersport 300


27/04/2019 10:55

Race (7 Laps)

RACE 2 - MOTO 3 (125GP) / SUPERSPORT 300

6	94 A		
5	122 A	69 B	182 C
4			
3	49 A	40 B	
2	18 A	14 B	28 C
1	6 A	86 B	75 C

POLE POSITION



Promoted by Cookstown and District Motorcycle Club

Orbits

Provisional result to be confirmed by the Stewards of the Meeting subject to the completion of technical inspections and the time limit for protests
MCUI (Ulster Centre) Timing @ www.elaps-timing.com

