



COOKSTOWN 100

Friday 26th & Saturday 27th April 2019

promoted by Cookstown & District MCC
cookstown100.org

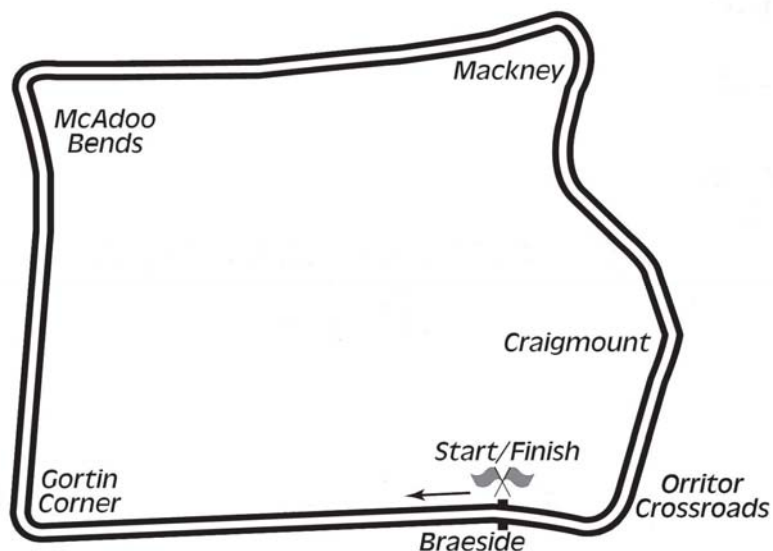
JMB COACHES /  LAFARGE
CEMENT
LIGHTWEIGHT SUPERSPORT
&
250GP
&
FORGOTTEN ERA



Comhairle Ceantair
Lár Uladh
Mid Ulster
District Council



Orritor Circuit 2.1 miles



LAP RECORDS at the start of the meeting

Class	Rider	Machine	m s	mph	Year
125cc	William Dunlop	Honda	1 34.755	79.785	2010
Supersport 300	to be established				
Moto 3	Derek McGee	Honda 250	1 33.802	80.595	2018
250cc	William Dunlop	Honda	1 29.658	84.320	2009
Lightweight Supersport	Darryl Tweed	Kawasaki 400	1 34.604	79.912	2016
Supermono	Shaun Anderson	Kramer 690	1 36.710	78.172	2018
Supertwin	James Cowton	Kawasaki	1 29.657	84.321	2015
Supersport	Michael Dunlop	Yamaha	1 24.783	89.169	2011
Superbike	Michael Dunlop	Honda	1 22.641	91.480	2013
Senior Support	Gary Robinson	Yamaha 600	1 29.956	84.041	2007
Junior Support	Joseph Loughlin	Kawasaki 650	1 30.965	83.109	2017
Classic 1000cc	Wattie Brown	Norton 920	1 40.273	75.394	2006
Classic 500cc	Neill McWhirter	Norton	1 41.491	74.489	2010
Classic 350cc	Paul Coward	Honda	1 43.421	73.099	2004
Classic 250cc	Geoff McMullan	Suzuki	1 47.294	70.461	2006
Forgotten Era	Anthony McColgan	Bimota 750	1 37.178	77.795	2016

MOST WINS AT COOKSTOWN 100

Ryan Farquhar	26	1996-12 (400-1, 450-2, STWN-4, SSP-5, SBK-13, SJUN-1)
Ray McCullough	14	1967-79 (250-8, 350-3, 500-3)
William Dunlop	14	2006-17 (125-3, 250-5, SSP-5, SBK B-1)
Joey Dunlop	11	1977-98 (125-1, 250-4, 350-2, 500-2, SSP-1, SBK-1)
Robert Dunlop	11	1985-08 (125-7, 250-1, 250 B-1, 350-1, SBK-1)
Barry Davidson	11	2007-18 (250-1, C350-6, C500-4)
Phillip McCallen	10	1987-96 (250-3, 350-1, SSP-2, SBK-4)
Michael Dunlop	10	2006-18 (125-1, 250-1, STWN-2, STWN B-1, SSP-2, SBK-2, SJUN-1)
Richard Ford	9	2008-18 (C250-2, C1000-5, SJUN B-2)
Courtney Junk	8	1974-83 (200-2, 250-4, 350-1, 500-1)
Mervyn Elwood	8	1987-97 (C500-5, C1000-3)

MOST WINS AT ALL IRISH ROAD RACE MEETINGS (after East Coast Races 2018)

Most Wins at All Irish Road Race Meetings

Ryan Farquhar	211	1995-16
Joey Dunlop	156	1971-00
Robert Dunlop	135	1980-08
William Dunlop	119	2005-17
Ray McCullough	109	1960-82
Phillip McCallen	109	1987-99
Michael Dunlop	102	2006-18
Brian Reid	78	1980-94
Darran Lindsay	74	1999-06
Barry Davidson	68	1998-18

KDM HIRE COOKSTOWN 100

LIGHTWEIGHT SUPERSPORT/250GP/FORGOTTEN ERA

Qualifying


Friday, 26 April 2019



Pos	Class	No	Name	Machine / Sponsor	----- Best Lap -----				
					Time	Behind	Speed	On	Laps
Qualifying Classification									
1	LWSR	38	Paul WILLIAMS	Yamaha 400 - PK Racing	1:37.418		77.604	3	5
2	LWSR	29	Alastair HAWORTH	Yamaha 400	1:37.853	0.435	77.259	3	4
3	LWSR	49	Stephen McKEOWN	Kawasaki 400 - McKillop Motorcycles	1:39.321	1.903	76.117	5	5
4	LWSR	59	Darryl ANDERSON	Kawasaki 400	1:40.853	3.435	74.961	5	5
5	LWSR	316	Stephen MORRISON	Kawasaki 400 - NAB Racing	1:41.114	3.696	74.767	2	5
6	250R	122	Chris MEYER	Honda 250	1:41.667	4.249	74.360	5	5
7	FERA	72	Gareth KEYS	Yamaha 347 - HK Racing	1:42.254	4.836	73.934	5	5
8	LWSR	32	Aaron BOYD	Kawasaki 400	1:42.964	5.546	73.424	5	5
9	LWSR	199	Lloyd COLLINS	Kawasaki 400 - Warren Drives	1:45.547	8.129	71.627	3	5
10	LWSR	133	Jordan McFERRAN	Kawasaki 400 - B Domican	1:46.227	8.809	71.168	5	5
11	FERA	12	Richard FORD	Seeley Norton 750 - Bob Jackson Racing	1:46.734	9.316	70.830	5	5
12	LWSR	42	Brian LOUGHLIN	Kawasaki 400 - G2-Tech Racing	1:46.920	9.502	70.707	3	5
13	LWSR	57	Yvonne MONTGOMERY	Kawasaki 400	1:47.130	9.712	70.568	4	5
14	LWSR	77	Mark SHIELS	Kawasaki 400 - MSR	1:52.272	14.854	67.336	5	5

Provisional result to be confirmed by the Stewards of the Meeting subject to completion of technical inspections & the time limit for protests

Page 1 / 1

Circuit	Orritor	Signed		Organising Club	Cookstown & District MCC
Length(miles)	2.1000		Chief Timekeeper	Qualifying Started	16:27
Weather	Cloudy	Issued At:	16:44		
Track	Dry				



Qualifying Classification

Position

1	38 Paul WILLIAMS			
LWSR		Behind		
Best Time	1:37.418	Best Speed	77.604	On 3 Gp
Lap	Elapsed Time	Lap Time	Lap Speed	
1	1:59.875	1:59.875	63.066	
2	3:39.750	1:39.875	75.695	
3	5:17.168	1:37.418	77.604	
4	6:54.994	1:37.826	77.280	
5	8:32.921	1:37.927	77.200	

2	29 Alastair HAWORTH			
LWSR		Behind	0.435	
Best Time	1:37.853	Best Speed	77.259	On 3 Gp
Lap	Elapsed Time	Lap Time	Lap Speed	
1	2:04.430	2:04.430	60.757	
2	3:44.069	1:39.639	75.874	
3	5:21.922	1:37.853	77.259	
4	9:30.003	4:08.081	30.474	

3	49 Stephen McKEOWN			
LWSR		Behind	1.903	
Best Time	1:39.321	Best Speed	76.117	On 5 Gp
Lap	Elapsed Time	Lap Time	Lap Speed	
1	2:04.523	2:04.523	60.712	
2	3:47.581	1:43.058	73.357	
3	5:29.377	1:41.796	74.266	
4	7:11.231	1:41.854	74.224	
5	8:50.552	1:39.321	76.117	

4	59 Darryl ANDERSON			
LWSR		Behind	3.435	
Best Time	1:40.853	Best Speed	74.961	On 5 Gp
Lap	Elapsed Time	Lap Time	Lap Speed	
1	1:56.256	1:56.256	65.029	
2	3:39.784	1:43.528	73.024	
3	5:21.825	1:42.041	74.088	
4	7:03.200	1:41.375	74.575	
5	8:44.053	1:40.853	74.961	

Qualifying Classification

Position

5	316 Stephen MORRISON			
LWSR		Behind	3.696	
Best Time	1:41.114	Best Speed	74.767	On 2 Gp
Lap	Elapsed Time	Lap Time	Lap Speed	
1	1:50.838	1:50.838	68.208	
2	3:31.952	1:41.114	74.767	
3	5:13.446	1:41.494	74.487	
4	6:54.737	1:41.291	74.636	
5	8:36.422	1:41.685	74.347	

6	122 Chris MEYER			
250R		Behind	4.249	
Best Time	1:41.667	Best Speed	74.360	On 5 Gp
Lap	Elapsed Time	Lap Time	Lap Speed	
1	2:14.325	2:14.325	56.281	
2	3:58.331	1:44.006	72.688	
3	5:41.331	1:43.000	73.398	
4	7:23.905	1:42.574	73.703	
5	9:05.572	1:41.667	74.360	

7	72 Gareth KEYS			
FERA		Behind	4.836	
Best Time	1:42.254	Best Speed	73.934	On 5 Gp
Lap	Elapsed Time	Lap Time	Lap Speed	
1	2:38.878	2:38.878	47.584	
2	4:31.167	1:52.289	67.326	
3	6:16.595	1:45.428	71.708	
4	8:00.174	1:43.579	72.988	
5	9:42.428	1:42.254	73.934	

8	32 Aaron BOYD			
LWSR		Behind	5.546	
Best Time	1:42.964	Best Speed	73.424	On 5 Gp
Lap	Elapsed Time	Lap Time	Lap Speed	
1	2:11.298	2:11.298	57.579	
2	3:55.125	1:43.827	72.813	
3	5:38.147	1:43.022	73.382	
4	7:21.848	1:43.701	72.902	
5	9:04.812	1:42.964	73.424	





LIGHTWEIGHT SUPERSPORT/250GP/FORGOTTEN ERA

Qualifying

Friday, 26 April 2019

DETAILED RESULT

Qualifying Classification

Position

9 199 Lloyd COLLINS

LWSR Behind 8.129

Best Time 1:45.547 Best Speed 71.627 On 3 Gp

Lap	Elapsed Time	Lap Time	Lap Speed
1	2:20.434	2:20.434	53.833
2	4:06.831	1:46.397	71.055
3	5:52.378	1:45.547	71.627
4	7:38.182	1:45.804	71.453
5	9:24.640	1:46.458	71.014

Qualifying Classification

Position

13 57 Yvonne MONTGOMERY

LWSR Behind 9.712

Best Time 1:47.130 Best Speed 70.568 On 4 Gp

Lap	Elapsed Time	Lap Time	Lap Speed
1	2:26.393	2:26.393	51.642
2	4:14.461	1:48.068	69.956
3	6:02.381	1:47.920	70.052
4	7:49.511	1:47.130	70.568
5	9:37.167	1:47.656	70.224

10 133 Jordan McFERRAN

LWSR Behind 8.809

Best Time 1:46.227 Best Speed 71.168 On 5 Gp

Lap	Elapsed Time	Lap Time	Lap Speed
1	2:07.984	2:07.984	59.070
2	3:54.689	1:46.705	70.850
3	5:42.407	1:47.718	70.183
4	7:29.583	1:47.176	70.538
5	9:15.810	1:46.227	71.168

14 77 Mark SHIELS

LWSR Behind 14.854

Best Time 1:52.272 Best Speed 67.336 On 5 Gp

Lap	Elapsed Time	Lap Time	Lap Speed
1	2:36.727	2:36.727	48.237
2	4:31.205	1:54.478	66.039
3	6:23.781	1:52.576	67.155
4	8:16.361	1:52.580	67.152
5	10:08.633	1:52.272	67.336

11 12 Richard FORD

FERA Behind 9.316

Best Time 1:46.734 Best Speed 70.830 On 5 Gp

Lap	Elapsed Time	Lap Time	Lap Speed
1	2:45.186	2:45.186	45.767
2	4:37.300	1:52.114	67.431
3	6:26.050	1:48.750	69.517
4	8:16.510	1:50.460	68.441
5	10:03.244	1:46.734	70.830

12 42 Brian LOUGHLIN

LWSR Behind 9.502

Best Time 1:46.920 Best Speed 70.707 On 3 Gp

Lap	Elapsed Time	Lap Time	Lap Speed
1	1:59.243	1:59.243	63.400
2	3:47.655	1:48.412	69.734
3	5:34.575	1:46.920	70.707
4	7:21.613	1:47.038	70.629
5	9:09.353	1:47.740	70.169



KDM HIRE COOKSTOWN 100

LIGHTWEIGHT SUPERSPORT/250GP/FORGOTTEN ERA

Orriotr 2.100 miles

R10: JMB Coaches/Lafarge Cement Lightweight


27/04/2019 14:15

Race (7 Laps)

RACE 10 - LIGHTWEIGHT SUPERSPORT

6	42 A	57 B	77 C
5	199 A	133 B	12 C
4			
3	72 A	32 B	
2	59 A	316 B	122 C
1	38 A	29 B	49 C

POLE POSITION



Promoted by Cookstown and District Motorcycle Club

Orbits

Provisional result to be confirmed by the Stewards of the Meeting subject to the completion of technical inspections and the time limit for protests
MCUI (Ulster Centre) Timing @ www.elaps-timing.com