



COOKSTOWN 100

Friday 27th & Saturday 28th April 2018

promoted by Cookstown & District MCC
www.cookstown100.com



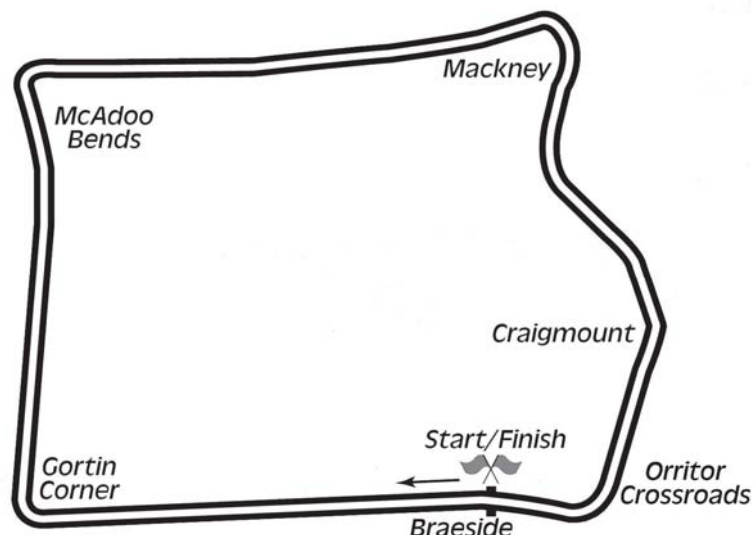
Comhairle Ceantair
Lár Uladh
Mid Ulster
District Council



2&4
WHEEL MOTORSPORT
STEERING GROUP LTD.



Orritor Circuit 2.1 miles



LAP RECORDS

Class	Rider	Machine	m s	mph	Year
125cc	William Dunlop	Honda	1 34.755	79.785	2010
Moto 3	Sam Wilson	Honda 250	1 36.741	78.147	2017
250cc	William Dunlop	Honda	1 29.658	84.320	2009
Lightweight Supersport	Darryl Tweed	Kawasaki 400	1 34.604	79.912	2016
Supertwin	James Cowton	Kawasaki	1 29.657	84.321	2015
Supersport	Michael Dunlop	Yamaha	1 24.783	89.169	2011
Superbike	Michael Dunlop	Honda	1 22.641	91.480	2013
Senior Support	Gary Robinson	Yamaha 600	1 29.956	84.041	2007
Junior Support	Joseph Loughlin	Kawasaki 650	1 30.965	83.109	2017
Classic 1000cc	Wattie Brown	Norton 920	1 40.273	75.394	2006
Classic 500cc	Neill McWhirter	Norton	1 41.491	74.489	2010
Classic 350cc	Paul Coward	Honda	1 43.421	73.099	2004
Classic 250cc	Geoff McMullan	Suzuki	1 47.294	70.461	2006
Forgotten Era	Anthony McColgan	Bimota 750	1 37.178	77.795	2016

MOST WINS at COOKSTOWN 100

Ryan Farquhar	26	1996-12 (400-1, 450-2, STWN-4, SSP-5, SBK-13, SJUN-1)
Ray McCullough	14	1967-79 (250-8, 350-3, 500-3)
William Dunlop	14	2006-17 (125-3, 250-5, SSP-5, SBK B-1)
Joey Dunlop	11	1977-98 (125-1, 250-4, 350-2, 500-2, SSP-1, SBK-1)
Robert Dunlop	11	1985-08 (125-7, 250-1, 250 B-1, 350-1, SBK-1)
Phillip McCallen	10	1987-96 (250-3, 350-1, SSP-2, SBK-4)
Michael Dunlop	9	2006-15 (125-1, 250-1, STWN-2, STWN B-1, SSP-1, SBK-2, SJUN-1)
Barry Davidson	9	2007-17 (250-1, C350-5, C500-3)
Courtney Junk	8	1974-83 (200-2, 250-4, 350-1, 500-1)
Mervyn Elwood	8	1987-97 (C500-5, C1000-3)

MOST WINS AT ALL IRISH ROAD RACE MEETINGS (after East Coast Races 2017)

Ryan Farquhar	211	1995-16
Joey Dunlop	156	1971-00
Robert Dunlop	135	1980-08
William Dunlop	119	2005-17
Ray McCullough	109	1960-82
Phillip McCallen	109	1987-99
Michael Dunlop	101	2006-17
Brian Reid	78	1980-94
Darran Lindsay	74	1999-06
James Courtney	66	1992-99

KDM HIRE COOKSTOWN 100
Sorted on best lap time
SENIOR SUPPORT
Orritor 2.100 miles
Senior Support Group A Qualifying
27/04/2018 14:08
Practice started at 14:16:56

Pos	Class	No.	Name	T	Machine	Team/Sponsor	Best Tm	Diff	Gap	Best Speed	In Lap	Laps	2nd Best
1	SSEN	16	Michael BROWNE		Kawasaki 600		1:31.491			82.631	5	6	1:31.792
2	SSEN	26	Sean SEDDON		Suzuki 750		1:34.163	2.672	2.672	80.286	3	6	1:35.226
3	SSEN	28	Aaron MELLISH		Honda 600		1:34.453	2.962	0.290	80.040	4	5	1:37.351
4	SSEN	19	Steven CLARKE		Suzuki 750		1:36.474	4.983	2.021	78.363	5	5	1:37.564
5	SSEN	36	Wayne SHEEHAN		Yamaha 600		1:37.291	5.800	0.817	77.705	4	5	1:40.376
6	SSEN	44	Liam CHAWKE		Kawasaki 600		1:37.358	5.867	0.067	77.652	4	5	1:40.493
7	SSEN	23	Stuart McCANN		Triumph 675	Gus Commercial	1:39.921	8.430	2.563	75.660	3	5	1:39.994
8	SSEN	38	Jordan McFERRAN		Suzuki 600	Cam Racing	1:39.952	8.461	0.031	75.636	4	5	1:40.851
9	SSEN	25	Wayne MARTIN		Triumph 675		1:40.457	8.966	0.505	75.256	2	5	1:40.549
10	SSEN	32	Aaron BOYD		Suzuki 600	Team Miserable	1:40.985	9.494	0.528	74.863	2	5	1:41.194
11	SSEN	8	Darryl ANDERSON		Yamaha 600	DK Racing	1:41.473	9.982	0.488	74.503	3	5	1:41.860
12	SSEN	40	Michael HOEY		Suzuki 600		1:41.799	10.308	0.326	74.264	5	5	1:42.306
13	SSEN	27	Nicolas PAUTET		Kawasaki 600		1:42.224	10.733	0.425	73.955	5	5	1:42.285
14	SSEN	31	Robert CAIRNS		Suzuki 750		1:45.753	14.262	3.529	71.487	3	5	1:45.950
15	SSEN	34	Yvonne MONTGOMERY		Suzuki 600		1:46.550	15.059	0.797	70.953	4	5	1:47.029
16	SSEN	21	Mel GANTLY		Honda 600		1:58.697	27.206	12.147	63.692	4	4	2:00.819
17	SSEN	30	Ryan DINEEN		Yamaha 600		2:06.951	35.460	8.254	59.551	4	4	2:07.280

Announcements

Nos 21 & 28 - TRANSPONDERS NOT DETECTED

Promoted by Cookstown and District Motor Cycle Club

Orbits

 Provisional result to be confirmed by the Stewards of the Meeting subject to the completion of technical inspections and the time limit for protests
 MCUI (Ulster Centre) Timing & www.elaps-timing.com




KDM HIRE COOKSTOWN 100

SENIOR SUPPORT

Orritor 2.100 miles

Senior Support Group A Qualifying

27/04/2018 14:08

Practice started at 14:16:56

(16) Michael BROWNE	4	1:39.994	+0.073	4	1:45.950	+0.197
	5	1:41.537	+1.616	5	1:47.151	+1.398
1	2:19.169	+47.678				
2	1:35.919	+4.428				
3	1:31.792	+0.301				
4	1:32.915	+1.424				
5	1:31.491					
6	1:36.698	+5.207				
(26) Sean SEDDON				(38) Jordan McFERRAN		
1	2:09.115	+34.952		1	2:23.968	+44.016
2	1:35.226	+1.063		2	1:44.200	+4.248
3	1:34.163			3	1:40.851	+0.899
4	1:37.038	+2.875		4	1:39.952	
5	1:35.619	+1.456		5	1:42.261	+2.309
6	1:41.065	+6.902				
(28) Aaron MELLISH				(25) Wayne MARTIN		
1	2:40.492	+1:06.039		1	2:35.158	+54.701
2	1:45.210	+10.757		2	1:40.457	
3	1:57.801	+23.348		3	1:43.178	+2.721
4	1:34.453			4	1:40.549	+0.092
5	1:37.351	+2.898		5	1:41.210	+0.753
(19) Steven CLARKE				(32) Aaron BOYD		
1	2:40.235	+1:03.761		1	2:24.340	+43.355
2	1:39.863	+3.389		2	1:40.985	
3	1:38.494	+2.020		3	1:42.131	+1.146
4	1:37.564	+1.090		4	1:41.194	+0.209
5	1:36.474			5	1:42.190	+1.205
(36) Wayne SHEEHAN				(8) Darryl ANDERSON		
1	2:31.915	+54.624		1	2:29.991	+48.518
2	1:41.003	+3.712		2	1:42.182	+0.709
3	1:40.883	+3.592		3	1:41.473	
4	1:37.291			4	1:42.357	+0.884
5	1:40.376	+3.085		5	1:41.860	+0.387
(44) Liam CHAWKE				(40) Michael HOEY		
1	2:30.147	+52.789		1	2:57.427	+1:15.628
2	1:42.676	+5.318		2	1:45.957	+4.158
3	1:41.190	+3.832		3	1:42.976	+1.177
4	1:37.358			4	1:42.306	+0.507
5	1:40.493	+3.135		5	1:41.799	
(23) Stuart McCANN				(27) Nicolas PAUTET		
1	2:28.764	+48.843		1	2:46.811	+1:04.587
2	1:40.807	+0.886		2	1:43.799	+1.575
3	1:39.921			3	1:42.472	+0.248
				4	1:42.285	+0.061
				5	1:42.224	
				(31) Robert CAIRNS		
				1	2:23.894	+38.141
				2	1:48.791	+3.038
				3	1:45.753	

Promoted by Cookstown and District Motor Cycle Club

Orbits

Provisional result to be confirmed by the Stewards of the Meeting subject to the completion of technical inspections and the time limit for protests
MCUI (Ulster Centre) Timing & www.elaps-timing.com




KDM HIRE COOKSTOWN 100

Sorted on best lap time

SENIOR SUPPORT

Orritor 2.100 miles

Senior Support Group B Qualifying

27/04/2018 14:26

Practice started at 14:32:14

Pos	Class	No.	Name	T	Machine	Team/Sponsor	Best Tm	Diff	Gap	Best Speed	In Lap	Laps	2nd Best
1	SSEN	94	Darren KEYS		Suzuki 600	Keys Racing	1:32.095			82.089	6	7	1:32.531
2	SSEN	47	Steven HADDOW		Kawasaki 600		1:33.931	1.836	1.836	80.485	5	6	1:34.255
3	SSEN	81	Owen GRAVES		Yamaha 600		1:35.739	3.644	1.808	78.965	4	6	1:36.195
4	SSEN	83	Andy McALLISTER		Suzuki 750	Mac-FRSNI Racing	1:36.868	4.773	1.129	78.044	3	6	1:37.178
5	SSEN	97	William HARA		Suzuki 750	New Look Blinds	1:36.892	4.797	0.024	78.025	4	6	1:37.705
6	SSEN	75	Barry SHEEHAN		Kawasaki 600	Game On	1:38.453	6.358	1.561	76.788	5	6	1:41.600
7	SSEN	139	Dermot CLEARY		Yamaha 600		1:39.131	7.036	0.678	76.263	5	6	1:40.552
8	SSEN	118	Tommy HEAPHY		Kawasaki 600		1:39.172	7.077	0.041	76.231	5	6	1:39.533
9	SSEN	60	George SCOTT		Honda 600		1:39.895	7.800	0.723	75.679	4	6	1:40.140
10	SSEN	53	Veronika HANKOCYOVA		Yamaha 600	DAS Trans Racing	1:40.111	8.016	0.216	75.516	5	5	1:40.783
11	SSEN	107	David MURPHY		Suzuki 600		1:40.471	8.376	0.360	75.246	5	6	1:40.580
12	SSEN	136	John O'DONOVAN		Yamaha 600		1:41.038	8.943	0.567	74.823	5	6	1:42.079
13	SSEN	160	Ben PLANT		Kawasaki 600		1:41.991	9.896	0.953	74.124	3	6	1:42.632
14	SSEN	111	Noel SMITH		Kawasaki 600		1:42.830	10.735	0.839	73.519	4	6	1:44.470
15	SSEN	153	Brian KEOHANE		Yamaha 600		1:43.157	11.062	0.327	73.286	5	6	1:43.678
16	SSEN	112	Martin CURRAMS		Honda 600		1:44.378	12.283	1.221	72.429	5	6	1:44.386
17	SSEN	87	Ian SIMPSON		Suzuki 750		1:46.612	14.517	2.234	70.911	2	4	1:49.946
18	SSEN	96	Stephen CARR		Yamaha 600		1:48.107	16.012	1.495	69.931	5	6	1:48.496
19	SSEN	74	Tommy HENRY		Yamaha 600	H O'Kane Motors	2:32.331	1:00.236	44.224	49.629	1	1	

Announcements

No 53 - TRANSPONDER NOT DETECTED

Weather: Suuny / Track: Dry

Promoted by Cookstown and District Motor Cycle Club

Orbits

Provisional result to be confirmed by the Stewards of the Meeting subject to the completion of technical inspections and the time limit for protests
MCUI (Ulster Centre) Timing & www.elaps-timing.com




Printed: 27/04/2018 15:04:03

KDM HIRE COOKSTOWN 100

SENIOR SUPPORT

Orritor 2.100 miles

Senior Support Group B Qualifying

27/04/2018 14:26

Practice started at 14:32:14

(94) Darren KEYS			(139) Dermot CLEARY			(111) Noel SMITH		
1	2:26.216	+54.121	1	2:41.643	+1:02.512	1	2:42.531	+1:00.540
2	1:37.955	+5.860	2	1:46.442	+7.311	2	1:44.897	+2.906
3	1:34.430	+2.335	3	1:41.662	+2.531	3	1:41.991	
4	1:34.799	+2.704	4	1:40.552	+1.421	4	1:42.632	+0.641
5	1:32.531	+0.436	5	1:39.131		5	1:42.775	+0.784
6	1:32.095		6	2:24.587	+45.456	6	2:07.221	+25.230
7	2:02.536	+30.441	(118) Tommy HEAPHY			(153) Brian KEOHANE		
(47) Steven HADDOW			(60) George SCOTT			(112) Martin CURRAMS		
1	2:38.119	+1:04.188	1	2:28.365	+49.193	1	2:39.329	+56.499
2	1:35.269	+1.338	2	1:40.541	+1.369	2	1:47.886	+5.056
3	1:34.675	+0.744	3	1:39.533	+0.361	3	1:45.183	+2.353
4	1:34.255	+0.324	4	1:39.557	+0.385	4	1:42.830	
5	1:33.931		5	1:39.172		5	1:44.470	+1.640
6	1:57.555	+23.624	6	1:59.117	+19.945	6	2:11.881	+29.051
(81) Owen GRAVES			(53) Veronika HANKOCYOVA			(87) Ian SIMPSON		
1	2:38.616	+1:02.877	1	2:41.322	+1:01.427	1	2:38.026	+51.414
2	1:37.905	+2.166	2	1:44.690	+4.795	2	1:46.612	
3	1:36.195	+0.456	3	1:40.519	+0.624	3	1:49.946	+3.334
4	1:35.739		4	1:39.895		4	6:21.084	+4:34.472
5	1:36.698	+0.959	5	1:40.140	+0.245	5	1:44.378	
6	1:53.117	+17.378	6	1:51.855	+11.960	6	2:04.036	+19.919
(83) Andy McALLISTER			(107) David MURPHY			(96) Stephen CARR		
1	2:25.718	+48.850	1	2:38.429	+58.318	1	2:55.920	+1:07.813
2	1:39.778	+2.910	2	1:47.189	+7.078	2	1:52.373	+4.266
3	1:36.868		3	1:43.358	+3.247	3	1:50.614	+2.507
4	1:37.340	+0.472	4	1:40.783	+0.672	4	1:48.496	+0.389
5	1:37.178	+0.310	5	1:40.111		5	1:48.107	
6	2:11.517	+34.649	(136) John O'DONOVAN			(74) Tommy HENRY		
(97) William HARA			(75) Barry SHEEHAN			(160) Ben PLANT		
1	2:29.541	+52.649	1	3:06.836	+1:28.383	1	2:39.976	+58.938
2	1:40.332	+3.440	2	1:41.600	+3.147	2	1:42.079	+1.041
3	1:38.864	+1.972	3	1:41.879	+3.426	3	1:59.134	+18.096
4	1:36.892		4	1:41.889	+3.436	4	1:47.593	+6.555
5	1:37.705	+0.813	5	1:38.453		5	1:41.038	
6	2:01.660	+24.768	6	2:07.768	+29.315	6	2:05.621	+24.583

Promoted by Cookstown and District Motor Cycle Club

Orbits

Provisional result to be confirmed by the Stewards of the Meeting subject to the completion of technical inspections and the time limit for protests
MCUI (Ulster Centre) Timing & www.elaps-timing.com




KDM HIRE COOKSTOWN 100

Sorted on best lap time

SENIOR SUPPORT

Orritor 2.100 miles

Senior Support Group C Qualifying

27/04/2018 14:44

Practice started at 14:48:31

Pos	Class	No.	Name	T	Machine	Team/Sponsor	Best Tm	Diff	Gap	Best Speed	In Lap	Laps	2nd Best
1	SSEN	420	Tom VEAR		Yamaha 600	Tom Vear Racing	1:38.043			77.109	5	5	1:39.502
2	SSEN	199	Lloyd COLLINS		Honda 600		1:38.878	0.835	0.835	76.458	4	5	1:38.913
3	SSEN	777	Shaun WYNNE		Kawasaki 600		1:39.803	1.760	0.925	75.749	4	5	1:39.925
4	SSEN	181	Damien HORGAN		Suzuki 600		1:40.409	2.366	0.606	75.292	5	5	1:41.773
5	SSEN	186	Mathias WINKENJOHANN		Kawasaki 600		1:40.789	2.746	0.380	75.008	5	5	1:42.527
6	SSEN	179	James ROTHERY		Triumph 675		1:44.425	6.382	3.636	72.396	2	5	1:45.577

Announcements

Weather: Cloudy / Track: Dry

Promoted by Cookstown and District Motor Cycle Club

Orbits

Provisional result to be confirmed by the Stewards of the Meeting subject to the completion of technical inspections and the time limit for protests
MCUI (Ulster Centre) Timing & www.elaps-timing.com




Printed: 27/04/2018 15:02:47

KDM HIRE COOKSTOWN 100

SENIOR SUPPORT

Orritor 2.100 miles

Senior Support Group C Qualifying

27/04/2018 14:44

Practice started at 14:48:31

(420) Tom VEAR

1	2:17.841	+39.798
2	1:41.097	+3.054
3	1:40.148	+2.105
4	1:39.502	+1.459
5	1:38.043	

(199) Lloyd COLLINS

1	2:25.287	+46.409
2	1:44.310	+5.432
3	1:40.540	+1.662
4	1:38.878	
5	1:38.913	+0.035

(777) Shaun WYNNE

1	2:25.888	+46.085
2	1:42.298	+2.495
3	1:41.641	+1.838
4	1:39.803	
5	1:39.925	+0.122

(181) Damien HORGAN

1	2:24.988	+44.579
2	1:44.199	+3.790
3	1:43.788	+3.379
4	1:41.773	+1.364
5	1:40.409	

(186) Mathias WINKENJOHANN

1	2:31.808	+51.019
2	1:43.833	+3.044
3	1:42.573	+1.784
4	1:42.527	+1.738
5	1:40.789	

(179) James ROTHERY

1	2:23.309	+38.884
2	1:44.425	
3	1:47.084	+2.659
4	1:45.577	+1.152
5	1:46.199	+1.774

KDM HIRE COOKSTOWN 100

SENIOR SUPPORT

Orritor 2.100 miles

SENIOR SUPPORT COMBINED QUALIFYING

Pos	Class	No.	Name	T	Machine	Team/Sponsor	Overall BestTm	Diff	Gap	R1. Best Tm	R2. Best Tm	2nd Overall Time
1	SSEN	16	Michael BROWNE		Kawasaki 600		1:31.491			1:31.491		1:31.792
2	SSEN	94	Darren KEYS		Suzuki 600	Keys Racing	1:32.095	0.604	0.604		1:32.095	1:32.531
3	SSEN	47	Steven HADDOW		Kawasaki 600		1:33.931	2.440	1.836		1:33.931	1:34.255
4	SSEN	26	Sean SEDDON		Suzuki 750		1:34.163	2.672	0.232	1:34.163		1:35.226
5	SSEN	28	Aaron MELLISH		Honda 600		1:34.453	2.962	0.290	1:34.453		1:37.351
6	SSEN	81	Owen GRAVES		Yamaha 600		1:35.739	4.248	1.286		1:35.739	1:36.195
7	SSEN	19	Steven CLARKE		Suzuki 750		1:36.474	4.983	0.735	1:36.474		1:37.564
8	SSEN	83	Andy McALLISTER		Suzuki 750	Mac-FRSNI Racing	1:36.868	5.377	0.394		1:36.868	1:37.178
9	SSEN	97	William HARA		Suzuki 750	New Look Blinds	1:36.892	5.401	0.024		1:36.892	1:37.705
10	SSEN	36	Wayne SHEEHAN		Yamaha 600		1:37.291	5.800	0.399	1:37.291		1:40.376
11	SSEN	44	Liam CHAWKE		Kawasaki 600		1:37.358	5.867	0.067	1:37.358		1:40.493
12	SSEN	420	Tom VEAR		Yamaha 600	Tom Vear Racing	1:38.043	6.552	0.685			1:39.502
13	SSEN	75	Barry SHEEHAN		Kawasaki 600	Game On	1:38.453	6.962	0.410		1:38.453	1:41.600
14	SSEN	199	Lloyd COLLINS		Honda 600		1:38.878	7.387	0.425			1:38.913
15	SSEN	139	Dermot CLEARY		Yamaha 600		1:39.131	7.640	0.253		1:39.131	1:40.552
16	SSEN	118	Tommy HEAPHY		Kawasaki 600		1:39.172	7.681	0.041		1:39.172	1:39.533
17	SSEN	777	Shaun WYNNE		Kawasaki 600		1:39.803	8.312	0.631			1:39.925
18	SSEN	60	George SCOTT		Honda 600		1:39.895	8.404	0.092		1:39.895	1:40.140
19	SSEN	23	Stuart McCANN		Triumph 675	Gus Commercials	1:39.921	8.430	0.026	1:39.921		1:39.994
20	SSEN	38	Jordan McFERRAN		Suzuki 600	Cam Racing	1:39.952	8.461	0.031	1:39.952		1:40.851
21	SSEN	53	Veronika HANKOCYOVA		Yamaha 600	DAS Trans Racing	1:40.111	8.620	0.159		1:40.111	1:40.783
22	SSEN	181	Damien HORGAN		Suzuki 600		1:40.409	8.918	0.298			1:41.773
23	SSEN	25	Wayne MARTIN		Triumph 675		1:40.457	8.966	0.048	1:40.457		1:40.549
24	SSEN	107	David MURPHY		Suzuki 600		1:40.471	8.980	0.014		1:40.471	1:40.580
25	SSEN	186	Mathias WINKENJOHANN		Kawasaki 600		1:40.789	9.298	0.318			1:42.527
26	SSEN	32	Aaron BOYD		Suzuki 600	Team Miserable	1:40.985	9.494	0.196	1:40.985		1:41.194
27	SSEN	136	John O'DONOVAN		Yamaha 600		1:41.038	9.547	0.053		1:41.038	1:42.079
28	SSEN	8	Darryl ANDERSON		Yamaha 600	DK Racing	1:41.473	9.982	0.435	1:41.473		1:41.860
29	SSEN	40	Michael HOEY		Suzuki 600		1:41.799	10.308	0.326	1:41.799		1:42.306
30	SSEN	160	Ben PLANT		Kawasaki 600		1:41.991	10.500	0.192		1:41.991	1:42.632
31	SSEN	27	Nicolas PAUTET		Kawasaki 600		1:42.224	10.733	0.233	1:42.224		1:42.285
32	SSEN	111	Noel SMITH		Kawasaki 600		1:42.830	11.339	0.606		1:42.830	1:44.470
33	SSEN	153	Brian KEOHANE		Yamaha 600		1:43.157	11.666	0.327		1:43.157	1:43.678
34	SSEN	112	Martin CURRAMS		Honda 600		1:44.378	12.887	1.221		1:44.378	1:44.386
35	SSEN	179	James ROTHERY		Triumph 675		1:44.425	12.934	0.047			1:45.577
36	SSEN	31	Robert CAIRNS		Suzuki 750		1:45.753	14.262	1.328	1:45.753		1:45.950
37	SSEN	34	Yvonne MONTGOMERY		Suzuki 600		1:46.550	15.059	0.797	1:46.550		1:47.029
38	SSEN	87	Ian SIMPSON		Suzuki 750		1:46.612	15.121	0.062		1:46.612	1:49.946
39	SSEN	96	Stephen CARR		Yamaha 600		1:48.107	16.616	1.495		1:48.107	1:48.496
40	SSEN	21	Mel GANTLY		Honda 600		1:58.697	27.206	10.590	1:58.697		2:00.819
41	SSEN	30	Ryan DINEEN		Yamaha 600		2:06.951	35.460	8.254	2:06.951		2:07.280
42	SSEN	74	Tommy HENRY		Yamaha 600	H O'Kane Motors	2:32.331	1:00.840	25.380		2:32.331	

Announcements

Nos 21, 28 & 53 - TRANSPONDERS NOT DETECTED

Short Name

- R1. SENIOR SUPPORT - Senior Support Group A Qualifying
- R2. SENIOR SUPPORT - Senior Support Group B Qualifying
- R3. SENIOR SUPPORT - Senior Support Group C Qualifying

Short Name

Promoted by Cookstown and District Motor Cycle Club

Orbits

Provisional result to be confirmed by the Stewards of the Meeting subject to the completion of technical inspections and the time limit for protests
MCUI (Ulster Centre) Timing & www.elaps-timing.com




KDM HIRE COOKSTOWN 100

SENIOR SUPPORT

Orritor 2.100 miles

R1: Greenvale Hotel Senior Support B

27/04/2018 19:40


Race (6 Laps)

FRIDAY - RACE 1 - SENIOR SUPPORT B

No 74 subject to
completing 5
practice laps

9	21 A	30 B	74 C	C
8				C
7	87 A	96 B		
6	179 A	31 B	34 C	
5	111 A	153 B	112 C	B
4				C
3	160 A	27 B		
2	136 A	8 B	40 C	
1	107 A	186 B	32 C	A

POLE POSITION



Promoted by Cookstown and District Motor Cycle Club

Orbits

Provisional result to be confirmed by the Stewards of the Meeting subject to the completion of technical inspections and the time limit for protests
MCUI (Ulster Centre) Timing & www.elaps-timing.com




KDM HIRE COOKSTOWN 100

SENIOR SUPPORT

Orritor 2.100 miles

R14: Greenvale Hotel Senior Support A


28/04/2018 15:55

Race (7 Laps)

RACE 14 - SENIOR SUPPORT A

11	25 A		
10	38 A	53 B	181 C
9	777 A	60 B	23 C
8			
7	139 A	118 B	
6	420 A	75 B	199 C
5	97 A	36 B	44 C
4			
3	19 A	83 B	
2	26 A	28 B	81 C
1	16 A	94 B	47 C

POLE POSITION



Promoted by Cookstown and District Motor Cycle Club

Orbits

Provisional result to be confirmed by the Stewards of the Meeting subject to the completion of technical inspections and the time limit for protests
MCUI (Ulster Centre) Timing & www.elaps-timing.com




KDM HIRE COOKSTOWN 100

SENIOR SUPPORT

Race 1 - Greenvale Hotel Senior Support B

Friday, 27 April 2018



Pos	Class	No	Name	Machine / Sponsor	Gp	Lap	Total Time	Behind	Speed	-----Best Lap-----		
										Time	Speed	On
Race Classification												
1	SSEN	74	Tommy HENRY	Yamaha 600 - H O'Kane Motors	c	6	9:55.836		76.128	1:36.997	77.941	5
2	SSEN	107	David MURPHY	Suzuki 600	a	6	9:59.460	3.624	75.668	1:38.425	76.810	3
3	SSEN	136	John O'DONOVAN	Yamaha 600	a	6	10:05.112	9.276	74.961	1:39.034	76.337	5
4	SSEN	32	Aaron BOYD	Suzuki 600 - Team Miserable	a	6	10:08.614	12.778	74.530	1:40.395	75.303	2
5	SSEN	112	Martin CURRAMS	Honda 600	b	6	10:08.691	12.855	74.521	1:39.368	76.081	5
6	SSEN	111	Noel SMITH	Kawasaki 600	b	6	10:08.719	12.883	74.517	1:39.387	76.066	6
7	SSEN	160	Ben PLANT	Kawasaki 600	a	6	10:09.859	14.023	74.378	1:38.142	77.031	5
8	SSEN	153	Brian KEOHANE	Yamaha 600	b	6	10:10.882	15.046	74.253	1:40.139	75.495	5
9	SSEN	40	Michael HOEY	Suzuki 600	a	6	10:18.743	22.907	73.310	1:41.423	74.539	5
10	SSEN	27	Nicolas PAUTET	Kawasaki 600	a	6	10:20.773	24.937	73.070	1:41.722	74.320	5
11	SSEN	186	Mathias WINKENJOHANN	Kawasaki 600	a	6	10:21.772	25.936	72.953	1:41.934	74.166	3
12	SSEN	8	Darryl ANDERSON	Yamaha 600 - DK Racing	a	6	10:28.687	32.851	72.150	1:38.232	76.961	5
13	SSEN	87	Ian SIMPSON	Suzuki 750	b	6	10:35.702	39.866	71.354	1:42.257	73.931	6
14	SSEN	34	Yvonne MONTGOMERY	Suzuki 600	b	6	10:36.369	40.533	71.279	1:43.503	73.041	5
15	SSEN	31	Robert CAIRNS	Suzuki 750	b	6	10:38.211	42.375	71.074	1:44.302	72.482	6
16	SSEN	179	James ROTHERY	Triumph 675	b	6	10:51.411	55.575	69.633	1:45.885	71.398	2
17	SSEN	96	Stephen CARR	Yamaha 600	b	6	11:04.049	1:08.213	68.308	1:48.130	69.916	4
18	SSEN	21	Mei GANTLY	Honda 600	b	5	10:06.983	1 Lap	62.275	1:59.161	63.444	2
19	SSEN	30	Ryan DINEEN	Yamaha 600	c	4	9:33.421	2 Laps	52.736	2:11.190	57.626	2


Fastest Lap

SSEN	74	Tommy HENRY	Yamaha 600 - H O'Kane Motors	1:36.997	77.941	5
------	----	-------------	------------------------------	----------	--------	---

Nos 21 & 179 - TRANSPONDERS NOT DETECTED

Provisional result to be confirmed by the Stewards of the Meeting subject to completion of technical inspections & the time limit for protests

Page 1 / 1

Circuit	Orritor	Signed		Organising Club	Cookstown & District MCC
Length(miles)	2.1000		Chief Timekeeper	Race Started	18:54
Weather	Cloudy	Issued At:	19:09	Gp Time Diff - b 13.91 / c 29.50	
Track	Dry				


KDM HIRE COOKSTOWN 100

SENIOR SUPPORT

Race 1 - Greenvale Hotel Senior Support B

Friday, 27 April 2018

DETAILED RESULT



Race Classification

1 74 Tommy HENRY

Total Time **9:55.836** Avg Speed **76.128** Behind
Best Time **1:36.997** Best Speed **77.941** On **5** Gp **c**

Lap	Elapsed Time	Lap Time	Lap Speed
1	1:43.182	1:43.182	73.269
2	3:23.888	1:40.706	75.070
3	5:03.339	1:39.451	76.017
4	6:40.607	1:37.268	77.723
5	8:17.604	1:36.997	77.941
6	9:55.836	1:38.232	76.961

2 107 David MURPHY

Total Time **9:59.460** Avg Speed **75.668** Behind **3.624**
Best Time **1:38.425** Best Speed **76.810** On **3** Gp **a**

Lap	Elapsed Time	Lap Time	Lap Speed
1	1:42.968	1:42.968	73.421
2	3:22.002	1:39.034	76.337
3	5:00.427	1:38.425	76.810
4	6:38.854	1:38.427	76.808
5	8:18.653	1:39.799	75.752
6	9:59.460	1:40.807	74.995

3 136 John O'DONOVAN

Total Time **10:05.112** Avg Speed **74.961** Behind **9.276**
Best Time **1:39.034** Best Speed **76.337** On **5** Gp **a**

Lap	Elapsed Time	Lap Time	Lap Speed
1	1:45.764	1:45.764	71.480
2	3:25.404	1:39.640	75.873
3	5:06.778	1:41.374	74.575
4	6:46.478	1:39.700	75.827
5	8:25.512	1:39.034	76.337
6	10:05.112	1:39.600	75.904

4 32 Aaron BOYD

Total Time **10:08.614** Avg Speed **74.530** Behind **12.778**
Best Time **1:40.395** Best Speed **75.303** On **2** Gp **a**

Lap	Elapsed Time	Lap Time	Lap Speed
1	1:42.696	1:42.696	73.615
2	3:23.091	1:40.395	75.303
3	5:04.805	1:41.714	74.326
4	6:45.868	1:41.063	74.805
5	8:27.322	1:41.454	74.517
6	10:08.614	1:41.292	74.636

Race Classification

5 112 Martin CURRAMS

Total Time **10:08.691** Avg Speed **74.521** Behind **12.855**
Best Time **1:39.368** Best Speed **76.081** On **5** Gp **b**

Lap	Elapsed Time	Lap Time	Lap Speed
1	1:45.510	1:45.510	71.652
2	3:26.709	1:41.199	74.704
3	5:07.919	1:41.210	74.696
4	6:47.433	1:39.514	75.969
5	8:26.801	1:39.368	76.081
6	10:08.691	1:41.890	74.198

6 111 Noel SMITH

Total Time **10:08.719** Avg Speed **74.517** Behind **12.883**
Best Time **1:39.387** Best Speed **76.066** On **6** Gp **b**

Lap	Elapsed Time	Lap Time	Lap Speed
1	1:46.904	1:46.904	70.718
2	3:27.789	1:40.885	74.937
3	5:08.878	1:41.089	74.786
4	6:49.525	1:40.647	75.114
5	8:29.332	1:39.807	75.746
6	10:08.719	1:39.387	76.066

7 160 Ben PLANT

Total Time **10:09.859** Avg Speed **74.378** Behind **14.023**
Best Time **1:38.142** Best Speed **77.031** On **5** Gp **a**

Lap	Elapsed Time	Lap Time	Lap Speed
1	1:48.104	1:48.104	69.933
2	3:30.021	1:41.917	74.178
3	5:12.892	1:42.871	73.490
4	6:52.375	1:39.483	75.993
5	8:30.517	1:38.142	77.031
6	10:09.859	1:39.342	76.101

8 153 Brian KEOHANE

Total Time **10:10.882** Avg Speed **74.253** Behind **15.046**
Best Time **1:40.139** Best Speed **75.495** On **5** Gp **b**

Lap	Elapsed Time	Lap Time	Lap Speed
1	1:47.437	1:47.437	70.367
2	3:28.637	1:41.200	74.704
3	5:09.383	1:40.746	75.040
4	6:50.127	1:40.744	75.042
5	8:30.266	1:40.139	75.495
6	10:10.882	1:40.616	75.137


KDM HIRE COOKSTOWN 100

SENIOR SUPPORT

Race 1 - Greenvale Hotel Senior Support B

Friday, 27 April 2018

DETAILED RESULT



Race Classification

9 40 Michael HOEY

Total Time **10:18.743** Avg Speed **73.310** Behind **22.907**

Best Time **1:41.423** Best Speed **74.539** On **5** Gp **a**

Lap	Elapsed Time	Lap Time	Lap Speed
1	1:46.676	1:46.676	70.869
2	3:29.756	1:43.080	73.341
3	5:12.389	1:42.633	73.661
4	6:55.675	1:43.286	73.195
5	8:37.098	1:41.423	74.539
6	10:18.743	1:41.645	74.377

Race Classification

13 87 Ian SIMPSON

Total Time **10:35.702** Avg Speed **71.354** Behind **39.866**

Best Time **1:42.257** Best Speed **73.931** On **6** Gp **b**

Lap	Elapsed Time	Lap Time	Lap Speed
1	1:49.862	1:49.862	68.814
2	3:35.003	1:45.141	71.903
3	5:22.309	1:47.306	70.453
4	7:09.031	1:46.722	70.838
5	8:53.445	1:44.414	72.404
6	10:35.702	1:42.257	73.931

10 27 Nicolas PAUTET

Total Time **10:20.773** Avg Speed **73.070** Behind **24.937**

Best Time **1:41.722** Best Speed **74.320** On **5** Gp **a**

Lap	Elapsed Time	Lap Time	Lap Speed
1	1:47.794	1:47.794	70.134
2	3:30.935	1:43.141	73.298
3	5:13.886	1:42.951	73.433
4	6:56.545	1:42.659	73.642
5	8:38.267	1:41.722	74.320
6	10:20.773	1:42.506	73.752

14 34 Yvonne MONTGOMERY

Total Time **10:36.369** Avg Speed **71.279** Behind **40.533**

Best Time **1:43.503** Best Speed **73.041** On **5** Gp **b**

Lap	Elapsed Time	Lap Time	Lap Speed
1	1:51.812	1:51.812	67.613
2	3:36.514	1:44.702	72.205
3	5:22.929	1:46.415	71.043
4	7:09.199	1:46.270	71.140
5	8:52.702	1:43.503	73.041
6	10:36.369	1:43.667	72.926

11 186 Mathias WINKENJOHANN

Total Time **10:21.772** Avg Speed **72.953** Behind **25.936**

Best Time **1:41.934** Best Speed **74.166** On **3** Gp **a**

Lap	Elapsed Time	Lap Time	Lap Speed
1	1:50.364	1:50.364	68.501
2	3:32.553	1:42.189	73.981
3	5:14.487	1:41.934	74.166
4	6:56.791	1:42.304	73.897
5	8:39.806	1:43.015	73.387
6	10:21.772	1:41.966	74.142

15 31 Robert CAIRNS

Total Time **10:38.211** Avg Speed **71.074** Behind **42.375**

Best Time **1:44.302** Best Speed **72.482** On **6** Gp **b**

Lap	Elapsed Time	Lap Time	Lap Speed
1	1:50.192	1:50.192	68.608
2	3:35.489	1:45.297	71.797
3	5:22.535	1:47.046	70.624
4	7:09.503	1:46.968	70.675
5	8:53.909	1:44.406	72.410
6	10:38.211	1:44.302	72.482

12 8 Darryl ANDERSON

Total Time **10:28.687** Avg Speed **72.150** Behind **32.851**

Best Time **1:38.232** Best Speed **76.961** On **5** Gp **a**

Lap	Elapsed Time	Lap Time	Lap Speed
1	1:48.536	1:48.536	69.654
2	3:50.563	2:02.027	61.954
3	5:32.574	1:42.011	74.110
4	7:12.192	1:39.618	75.890
5	8:50.424	1:38.232	76.961
6	10:28.687	1:38.263	76.936

16 179 James ROTHERY

Total Time **10:51.411** Avg Speed **69.633** Behind **55.575**

Best Time **1:45.885** Best Speed **71.398** On **2** Gp **b**

Lap	Elapsed Time	Lap Time	Lap Speed
1	1:56.104	1:56.104	65.114
2	3:41.989	1:45.885	71.398
3	5:28.653	1:46.664	70.877
4	7:15.874	1:47.221	70.509
5	9:03.952	1:48.078	69.949
6	10:51.411	1:47.459	70.352


KDM HIRE COOKSTOWN 100

SENIOR SUPPORT

Race 1 - Greenvale Hotel Senior Support B

Friday, 27 April 2018

DETAILED RESULT



Race Classification

17 96 Stephen CARR

Total Time **11:04.049** Avg Speed **68.308** Behind **1:08.213**
Best Time **1:48.130** Best Speed **69.916** On **4** Gp **b**

Lap	Elapsed Time	Lap Time	Lap Speed
1	1:57.400	1:57.400	64.395
2	3:46.674	1:49.274	69.184
3	5:35.029	1:48.355	69.771
4	7:23.159	1:48.130	69.916
5	9:14.185	1:51.026	68.092
6	11:04.049	1:49.864	68.812

18 21 Mei GANTLY

Total Time **10:06.983** Avg Speed **62.275** Behind **1 Lap**
Best Time **1:59.161** Best Speed **63.444** On **2** Gp **b**

Lap	Elapsed Time	Lap Time	Lap Speed
1	2:06.648	2:06.648	59.693
2	4:05.809	1:59.161	63.444
3	6:06.714	2:00.905	62.528
4	8:07.175	2:00.461	62.759
5	10:06.983	1:59.808	63.101

19 30 Ryan DINEEN

Total Time **9:33.421** Avg Speed **52.736** Behind **2 Laps**
Best Time **2:11.190** Best Speed **57.626** On **2** Gp **c**

Lap	Elapsed Time	Lap Time	Lap Speed
1	2:19.490	2:19.490	54.197
2	4:30.680	2:11.190	57.626
3	7:21.196	2:50.516	44.336
4	9:33.421	2:12.225	57.175

KDM HIRE COOKSTOWN 100

SENIOR SUPPORT

Race 1 - Greenvale Hotel Senior Support B

LAP CHART



1					3					5				
No	Name	Gp	Time of Day	Lap Time	No	Name	Gp	Time of Day	Lap Time	No	Name	Gp	Time of Day	Lap Time
32	Aaron BOYD	a	18:56:41.111	1:42.696	107	David MURPHY	a	18:59:58.842	1:38.425	74	Tommy HENRY	c	19:03:16.019	1:36.997
107	David MURPHY	a	18:56:41.383	1:42.968	74	Tommy HENRY	c	19:00:01.754	1:39.451	107	David MURPHY	a	19:03:17.068	1:39.799
74	Tommy HENRY	c	18:56:41.597	1:43.182	32	Aaron BOYD	a	19:00:03.220	1:41.714	136	John O'DONOVAN	a	19:03:23.927	1:39.034
112	Martin CURRAMS	b	18:56:43.925	1:45.510	136	John O'DONOVAN	a	19:00:05.193	1:41.374	112	Martin CURRAMS	b	19:03:25.216	1:39.368
136	John O'DONOVAN	a	18:56:44.179	1:45.764	112	Martin CURRAMS	b	19:00:06.334	1:41.210	32	Aaron BOYD	a	19:03:25.737	1:41.454
40	Michael HOEY	a	18:56:45.091	1:46.676	111	Noel SMITH	b	19:00:07.293	1:41.089	111	Noel SMITH	b	19:03:27.747	1:39.807
111	Noel SMITH	b	18:56:45.319	1:46.904	153	Brian KEOHANE	b	19:00:07.798	1:40.746	153	Brian KEOHANE	b	19:03:28.681	1:40.139
153	Brian KEOHANE	b	18:56:45.852	1:47.437	40	Michael HOEY	a	19:00:10.804	1:42.633	160	Ben PLANT	a	19:03:28.932	1:38.142
27	Nicolas PAUTET	a	18:56:46.209	1:47.794	160	Ben PLANT	a	19:00:11.307	1:42.871	40	Michael HOEY	a	19:03:35.513	1:41.423
160	Ben PLANT	a	18:56:46.519	1:48.104	27	Nicolas PAUTET	a	19:00:12.301	1:42.951	27	Nicolas PAUTET	a	19:03:36.682	1:41.722
8	Darryl ANDERSON	a	18:56:46.951	1:48.536	186	Mathias WINKENJOHANN	a	19:00:12.902	1:41.934	186	Mathias WINKENJOHANN	a	19:03:38.221	1:43.015
87	Ian SIMPSON	b	18:56:48.277	1:49.862	87	Ian SIMPSON	b	19:00:20.724	1:47.306	8	Darryl ANDERSON	a	19:03:48.839	1:38.232
31	Robert CAIRNS	b	18:56:48.607	1:50.192	31	Robert CAIRNS	b	19:00:20.950	1:47.046	34	Yvonne MONTGOMERY	b	19:03:51.117	1:43.503
186	Mathias WINKENJOHANN	a	18:56:48.779	1:50.364	34	Yvonne MONTGOMERY	b	19:00:21.344	1:46.415	87	Ian SIMPSON	b	19:03:51.860	1:44.414
34	Yvonne MONTGOMERY	b	18:56:50.227	1:51.812	179	James ROTHERY	b	19:00:27.068	1:46.664	31	Robert CAIRNS	b	19:03:52.324	1:44.406
179	James ROTHERY	b	18:56:54.519	1:56.104	8	Darryl ANDERSON	a	19:00:30.989	1:42.011	179	James ROTHERY	b	19:04:02.367	1:48.078
96	Stephen CARR	b	18:56:55.815	1:57.400	96	Stephen CARR	b	19:00:33.444	1:48.355	96	Stephen CARR	b	19:04:12.600	1:51.026
21	Mel GANTLY	b	18:57:05.063	2:06.648	21	Mel GANTLY	b	19:01:05.129	2:00.905	21	Mel GANTLY	b	19:05:05.398	1:59.808
30	Ryan DINEEN	c	18:57:17.905	2:19.490	30	Ryan DINEEN	c	19:02:19.611	2:50.516					

2					4					6				
No	Name	Gp	Time of Day	Lap Time	No	Name	Gp	Time of Day	Lap Time	No	Name	Gp	Time of Day	Lap Time
107	David MURPHY	a	18:58:20.417	1:39.034	107	David MURPHY	a	19:01:37.269	1:38.427	74	Tommy HENRY	c	19:04:54.251	1:38.232
32	Aaron BOYD	a	18:58:21.506	1:40.395	74	Tommy HENRY	c	19:01:39.022	1:37.268	107	David MURPHY	a	19:04:57.875	1:40.807
74	Tommy HENRY	c	18:58:22.303	1:40.706	32	Aaron BOYD	a	19:01:44.283	1:41.063	136	John O'DONOVAN	a	19:05:03.527	1:39.600
136	John O'DONOVAN	a	18:58:23.819	1:39.640	136	John O'DONOVAN	a	19:01:44.893	1:39.700	32	Aaron BOYD	a	19:05:07.029	1:41.292
112	Martin CURRAMS	b	18:58:25.124	1:41.199	112	Martin CURRAMS	b	19:01:45.848	1:39.514	112	Martin CURRAMS	b	19:05:07.106	1:41.890
111	Noel SMITH	b	18:58:26.204	1:40.885	111	Noel SMITH	b	19:01:47.940	1:40.647	111	Noel SMITH	b	19:05:07.134	1:39.387
153	Brian KEOHANE	b	18:58:27.052	1:41.200	153	Brian KEOHANE	b	19:01:48.542	1:40.744	160	Ben PLANT	a	19:05:08.274	1:39.342
40	Michael HOEY	a	18:58:28.171	1:43.080	160	Ben PLANT	a	19:01:50.790	1:39.483	153	Brian KEOHANE	b	19:05:09.297	1:40.616
160	Ben PLANT	a	18:58:28.436	1:41.917	40	Michael HOEY	a	19:01:54.090	1:43.286	40	Michael HOEY	a	19:05:17.158	1:41.645
27	Nicolas PAUTET	a	18:58:29.350	1:43.141	27	Nicolas PAUTET	a	19:01:54.960	1:42.659	27	Nicolas PAUTET	a	19:05:19.188	1:42.506
186	Mathias WINKENJOHANN	a	18:58:30.968	1:42.189	186	Mathias WINKENJOHANN	a	19:01:55.206	1:42.304	186	Mathias WINKENJOHANN	a	19:05:20.187	1:41.966
87	Ian SIMPSON	b	18:58:33.418	1:45.141	87	Ian SIMPSON	b	19:02:07.446	1:46.722	8	Darryl ANDERSON	a	19:05:27.102	1:38.263
31	Robert CAIRNS	b	18:58:33.904	1:45.297	34	Yvonne MONTGOMERY	b	19:02:07.614	1:46.270	87	Ian SIMPSON	b	19:05:34.117	1:42.257
34	Yvonne MONTGOMERY	b	18:58:34.929	1:44.702	31	Robert CAIRNS	b	19:02:07.918	1:46.968	34	Yvonne MONTGOMERY	b	19:05:34.784	1:43.667
179	James ROTHERY	b	18:58:40.404	1:45.885	8	Darryl ANDERSON	a	19:02:10.607	1:39.618	31	Robert CAIRNS	b	19:05:36.626	1:44.302
96	Stephen CARR	b	18:58:45.089	1:49.274	179	James ROTHERY	b	19:02:14.289	1:47.221	179	James ROTHERY	b	19:05:49.826	1:47.459
8	Darryl ANDERSON	a	18:58:48.978	2:02.027	96	Stephen CARR	b	19:02:21.574	1:48.130	96	Stephen CARR	b	19:06:02.464	1:49.864
21	Mel GANTLY	b	18:59:04.224	1:59.161	21	Mel GANTLY	b	19:03:05.590	2:00.461					
30	Ryan DINEEN	c	18:59:29.095	2:11.190	30	Ryan DINEEN	c	19:04:31.836	2:12.225					