



COOKSTOWN 100

Friday 27th & Saturday 28th April 2018

promoted by Cookstown & District MCC
www.cookstown100.com

**R&M GREENKEEPER
& DREW STEWART AUTO REPAIRS
JUNIOR SUPPORT**



Comhairle Ceantair
Lár Uladh
Mid Ulster
District Council

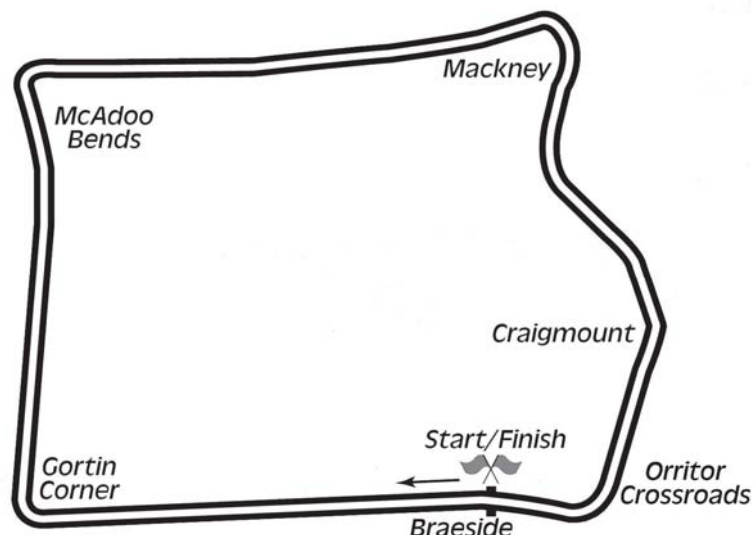


2&4
WHEEL MOTORSPORT
STEERING GROUP LTD.

BBC SPORT NI

NI sport
Northern Ireland

Orritor Circuit 2.1 miles



LAP RECORDS

Class	Rider	Machine	m s	mph	Year
125cc	William Dunlop	Honda	1 34.755	79.785	2010
Moto 3	Sam Wilson	Honda 250	1 36.741	78.147	2017
250cc	William Dunlop	Honda	1 29.658	84.320	2009
Lightweight Supersport	Darryl Tweed	Kawasaki 400	1 34.604	79.912	2016
Supertwin	James Cowton	Kawasaki	1 29.657	84.321	2015
Supersport	Michael Dunlop	Yamaha	1 24.783	89.169	2011
Superbike	Michael Dunlop	Honda	1 22.641	91.480	2013
Senior Support	Gary Robinson	Yamaha 600	1 29.956	84.041	2007
Junior Support	Joseph Loughlin	Kawasaki 650	1 30.965	83.109	2017
Classic 1000cc	Wattie Brown	Norton 920	1 40.273	75.394	2006
Classic 500cc	Neill McWhirter	Norton	1 41.491	74.489	2010
Classic 350cc	Paul Coward	Honda	1 43.421	73.099	2004
Classic 250cc	Geoff McMullan	Suzuki	1 47.294	70.461	2006
Forgotten Era	Anthony McColgan	Bimota 750	1 37.178	77.795	2016

MOST WINS at COOKSTOWN 100

Ryan Farquhar	26	1996-12 (400-1, 450-2, STWN-4, SSP-5, SBK-13, SJUN-1)
Ray McCullough	14	1967-79 (250-8, 350-3, 500-3)
William Dunlop	14	2006-17 (125-3, 250-5, SSP-5, SBK B-1)
Joey Dunlop	11	1977-98 (125-1, 250-4, 350-2, 500-2, SSP-1, SBK-1)
Robert Dunlop	11	1985-08 (125-7, 250-1, 250 B-1, 350-1, SBK-1)
Phillip McCallen	10	1987-96 (250-3, 350-1, SSP-2, SBK-4)
Michael Dunlop	9	2006-15 (125-1, 250-1, STWN-2, STWN B-1, SSP-1, SBK-2, SJUN-1)
Barry Davidson	9	2007-17 (250-1, C350-5, C500-3)
Courtney Junk	8	1974-83 (200-2, 250-4, 350-1, 500-1)
Mervyn Elwood	8	1987-97 (C500-5, C1000-3)

MOST WINS AT ALL IRISH ROAD RACE MEETINGS (after East Coast Races 2017)

Ryan Farquhar	211	1995-16
Joey Dunlop	156	1971-00
Robert Dunlop	135	1980-08
William Dunlop	119	2005-17
Ray McCullough	109	1960-82
Phillip McCallen	109	1987-99
Michael Dunlop	101	2006-17
Brian Reid	78	1980-94
Darran Lindsay	74	1999-06
James Courtney	66	1992-99

KDM HIRE COOKSTOWN 100
Sorted on best lap time
JUNIOR SUPPORT
Orritor 2.100 miles
Junior Support Group A Qualifying
27/04/2018 18:02
Practice started at 17:05:27

Pos	Class	No.	Name	T	Machine	Team/Sponsor	Best Tm	Diff	Gap	Best Speed	In Lap	Laps	2nd Best
1	SJUN	43	Jason CASSELLS		Kawasaki 650		1:37.801			77.300	3	3	1:39.980
2	SJUN	29	Alastair HAWORTH		Yamaha 400		1:37.856	0.055	0.055	77.256	6	8	1:38.601
3	SJUN	41	Michael NAGLE		Kawasaki 650	DF Racing	1:39.494	1.693	1.638	75.984	3	8	1:39.547
4	SJUN	10	Liam CHAWKE		Kawasaki 650		1:40.299	2.498	0.805	75.375	8	9	1:40.409
5	SJUN	42	Brian LOUGHLIN		Suzuki 650	G2-Tech	1:41.070	3.269	0.771	74.800	7	8	1:42.224
6	SJUN	36	James COTTRELL		Suzuki 650	DDRRSC	1:42.241	4.440	1.171	73.943	7	8	1:42.624
7	SJUN	8	Darryl ANDERSON		Kawasaki 400	Shay D Racing	1:42.545	4.744	0.304	73.724	7	8	1:43.987
8	SJUN	144	Michael REES		Kawasaki 400		1:43.075	5.274	0.530	73.345	6	8	1:43.975
9	SJUN	4	Vic ALLAN		Kawasaki 400		1:43.172	5.371	0.097	73.276	6	8	1:43.195
10	SJUN	111	Noel SMITH		Kawasaki 650		1:44.038	6.237	0.866	72.666	6	8	1:44.045
11	SJUN	78	Dominic COTTRELL		Suzuki 650		1:45.536	7.735	1.498	71.634	2	8	1:46.048
12	SJUN	40	Michael HOEY		Kawasaki 400		1:48.017	10.216	2.481	69.989	7	8	1:48.858
13	SJUN	49	Brendan FLYNN		Suzuki 650		1:48.117	10.316	0.100	69.924	6	8	1:48.271
14	SJUN	46	Mark JOHNSON		Kawasaki 650	MJ Racing	1:48.428	10.627	0.311	69.724	7	8	1:48.803
15	SJUN	18	Malcolm LOVE		Honda 250	CB Racing	1:48.850	11.049	0.422	69.453	6	8	1:49.163
16	SJUN	57	Yvonne MONTGOMERY		Kawasaki 400		1:50.183	12.382	1.333	68.613	7	8	1:52.475
17	SJUN	5	R J WOOLSEY		Kawasaki 650		1:51.302	13.501	1.119	67.923	3	8	1:52.902
18	SJUN	16	Roy BEATTIE		Kawasaki 400	Tiles Direct	1:54.409	16.608	3.107	66.079	7	8	1:54.904
19	SJUN	17	Christopher EDER		Aprilia 250		2:34.602	56.801	40.193	48.900	1	1	

Announcements

Weather: Cloudy / Track: Dry

Promoted by Cookstown and District Motor Cycle Club

Orbits

 Provisional result to be confirmed by the Stewards of the Meeting subject to the completion of technical inspections and the time limit for protests
 MCUI (Ulster Centre) Timing & www.elaps-timing.com



Printed: 27/04/2018 17:27:32

KDM HIRE COOKSTOWN 100

JUNIOR SUPPORT

Orritor 2.100 miles

Junior Support Group A Qualifying

27/04/2018 18:02

Practice started at 17:05:27

(43) Jason CASSELLS			2	1:44.037	+1.796	1	2:50.542	+1:05.006	(57) Yvonne MONTGOMERY		
1	2:07.516	+29.715	3	1:43.626	+1.385	2	1:45.536		1	2:24.079	+33.896
2	1:39.980	+2.179	4	2:01.375	+19.134	3	1:49.510	+3.974	2	1:53.143	+2.960
3	1:37.801		5	5:40.622	+3:58.381	4	5:26.730	+3:41.194	3	1:52.919	+2.736
(29) Alastair HAWORTH			6	1:42.624	+0.383	5	1:53.829	+8.293	4	5:56.965	+4:06.782
1	2:51.791	+1:13.935	7	1:42.241		6	1:47.536	+2.000	5	1:58.256	+8.073
2	1:41.323	+3.467	8	1:54.323	+12.082	7	1:46.048	+0.512	6	1:52.475	+2.292
3	1:42.275	+4.419	(8) Darryl ANDERSON			8	2:04.206	+18.670	7	1:50.183	
4	5:30.186	+3:52.330	1	2:41.318	+58.773	(40) Michael HOEY			8	2:13.259	+23.076
5	1:48.389	+10.533	2	1:49.526	+6.981	1	2:56.857	+1:08.840	(5) R J WOOLSEY		
6	1:37.856		3	1:48.873	+6.328	2	1:51.784	+3.767	1	2:50.480	+59.178
7	1:38.601	+0.745	4	5:31.897	+3:49.352	3	1:49.248	+1.231	2	1:52.902	+1.600
8	2:10.776	+32.920	5	1:51.807	+9.262	4	5:22.957	+3:34.940	3	1:51.302	
(41) Michael NAGLE			6	1:43.987	+1.442	5	1:56.942	+8.925	4	5:24.342	+3:33.040
1	2:24.409	+44.915	7	1:42.545		6	1:48.858	+0.841	5	2:00.332	+9.030
2	1:40.310	+0.816	8	2:10.204	+27.659	7	1:48.017		6	1:53.683	+2.381
3	1:39.494		(144) Michael REES			8	2:12.850	+24.833	7	1:54.236	+2.934
4	2:16.897	+37.403	1	2:25.144	+42.069	(49) Brendan FLYNN			8	2:13.369	+22.067
5	5:28.653	+3:49.159	2	1:45.938	+2.863	1	2:51.265	+1:03.148	(16) Roy BEATTIE		
6	1:39.547	+0.053	3	1:43.975	+0.900	2	1:52.637	+4.520	1	2:30.285	+35.876
7	1:39.610	+0.116	4	5:47.723	+4:04.648	3	1:51.070	+2.953	2	1:58.482	+4.073
8	2:01.751	+22.257	5	1:52.370	+9.295	4	5:23.112	+3:34.995	3	1:56.780	+2.371
(10) Liam CHAWKE			6	1:43.075		5	1:56.310	+8.193	4	5:30.767	+3:36.358
1	1:59.565	+19.266	7	1:44.356	+1.281	6	1:48.117		5	2:00.405	+5.996
2	1:43.920	+3.621	8	2:00.428	+17.353	7	1:48.271	+0.154	6	1:54.904	+0.495
3	1:40.466	+0.167	(4) Vic ALLAN			8	2:15.604	+27.487	7	1:54.409	
4	1:42.993	+2.694	1	2:35.223	+52.051	(46) Mark JOHNSON			8	2:12.974	+18.565
5	4:51.708	+3:11.409	2	1:44.626	+1.454	1	2:34.121	+45.693	(17) Christopher EDER		
6	1:48.658	+8.359	3	1:45.124	+1.952	2	1:52.292	+3.864	1	2:34.602	
7	1:40.409	+0.110	4	5:39.643	+3:56.471	3	1:48.921	+0.493	(18) Malcolm LOVE		
8	1:40.299		5	1:53.825	+10.653	4	5:35.437	+3:47.009	1	2:29.513	+40.663
9	2:10.400	+30.101	6	1:43.172		5	2:02.278	+13.850	2	1:49.163	+0.313
(42) Brian LOUGHLIN			7	1:43.195	+0.023	6	1:48.803	+0.375	3	2:05.043	+16.193
1	2:48.196	+1:07.126	8	2:04.169	+20.997	7	1:48.428		4	5:25.302	+3:36.452
2	1:42.912	+1.842	(111) Noel SMITH			8	2:04.728	+16.300	5	1:55.743	+6.893
3	1:44.645	+3.575	1	2:30.581	+46.543	(18) Malcolm LOVE			6	1:48.850	
4	5:31.761	+3:50.691	2	1:45.891	+1.853	1	2:29.513	+40.663	7	1:50.525	+1.675
5	1:49.059	+7.989	3	1:46.749	+2.711	2	1:49.163	+0.313	8	2:07.719	+18.869
6	1:42.224	+1.154	4	2:09.050	+25.012	3	2:05.043	+16.193	(36) James COTTRELL		
7	1:41.070		5	5:23.765	+3:39.727	4	5:25.302	+3:36.452	1	2:24.276	+42.035
8	1:54.972	+13.902	6	1:44.038		5	1:55.743	+6.893	(78) Dominic COTTRELL		
(36) James COTTRELL			7	1:44.045	+0.007	6	1:48.850		(78) Dominic COTTRELL		
1	2:24.276	+42.035	8	2:05.498	+21.460	7	1:50.525	+1.675	(78) Dominic COTTRELL		
(36) James COTTRELL			(78) Dominic COTTRELL			8	2:07.719	+18.869	(78) Dominic COTTRELL		

Promoted by Cookstown and District Motor Cycle Club

Orbits

Provisional result to be confirmed by the Stewards of the Meeting subject to the completion of technical inspections and the time limit for protests
MCUI (Ulster Centre) Timing & www.elaps-timing.com




KDM HIRE COOKSTOWN 100
Sorted on best lap time
JUNIOR SUPPORT
Orritor 2.100 miles
Junior Support Group B Qualifying
27/04/2018 18:20
Practice started at 17:27:01

Pos	Class	No.	Name	T	Machine	Team/Sponsor	Best Tm	Diff	Gap	Best Speed	In Lap	Laps	2nd Best
1	SJUN	75	Barry SHEEHAN		Kawasaki 650	Game On	1:36.300			78.505	5	6	1:36.727
2	SJUN	221	Rikki McGOVERN		Kawasaki 650		1:40.689	4.389	4.389	75.083	5	6	1:44.211
3	SJUN	118	Tommy HEAPHY		Suzuki 650		1:40.729	4.429	0.040	75.053	4	6	1:41.041
4	SJUN	81	Eoin O'SIOCHRU		Kawasaki 650		1:41.237	4.937	0.508	74.676	4	6	1:42.303
5	SJUN	159	Anthony AMBLER		Suzuki 650	Chris Ambler Race Fab	1:41.314	5.014	0.077	74.619	3	6	1:41.548
6	SJUN	175	John PEMBERTON		Suzuki 650		1:41.604	5.304	0.290	74.407	5	6	1:43.123
7	SJUN	72	Ben MULLANE		Suzuki 650	Puzzles Racing	1:42.277	5.977	0.673	73.917	2	6	1:42.420
8	SJUN	112	Martin CURRAMS		Kawasaki 650		1:42.294	5.994	0.017	73.905	4	6	1:44.768
9	SJUN	777	Shaun WYNNE		Kawasaki 650	SMW Racing	1:42.904	6.604	0.610	73.467	4	6	1:43.322
10	SJUN	199	Lloyd COLLINS		Kawasaki 400		1:43.102	6.802	0.198	73.325	4	6	1:43.879
11	SJUN	316	Stephen MORRISON		Kawasaki 400	NAB Racing	1:43.412	7.112	0.310	73.106	4	6	1:43.612
12	SJUN	160	Ben PLANT		Kawasaki 650		1:43.433	7.133	0.021	73.091	5	6	1:44.230
13	SJUN	188	Jim HIND		Yamaha 250		1:44.083	7.783	0.650	72.634	5	6	1:45.143
14	SJUN	108	Francis O'HARA		Kawasaki 650		1:44.380	8.080	0.297	72.428	5	6	1:45.079
15	SJUN	25	Wayne MARTIN		Suzuki 650		1:45.033	8.733	0.653	71.977	4	5	1:45.889
16	SJUN	217	Enda TREATY		Kawasaki 400	TED Racing	1:45.495	9.195	0.462	71.662	5	6	1:45.770
17	SJUN	31	Robert CAIRNS		Kawasaki 650		1:50.196	13.896	4.701	68.605	5	6	1:50.300
18	SJUN	122	Chris MEYER		Kawasaki 250		1:50.411	14.111	0.215	68.471	4	4	1:51.572
19	SJUN	128	Aaron MELLISH		Honda 400		1:52.552	16.252	2.141	67.169	4	5	1:52.902
20	SJUN	179	James ROTHERY		Yamaha 400		1:57.709	21.409	5.157	64.226	4	5	1:58.320
21	SJUN	30	David GRAHAM		Kawasaki 400	Patch Racing	1:57.785	21.485	0.076	64.185	4	5	2:01.658

Announcements

No 122 - TRANSPONDER NOT DETECTED

Weather: Cloudy / Track: Dry

Promoted by Cookstown and District Motor Cycle Club

Orbits

 Provisional result to be confirmed by the Stewards of the Meeting subject to the completion of technical inspections and the time limit for protests
 MCUI (Ulster Centre) Timing & www.elaps-timing.com




Printed: 27/04/2018 17:41:08

KDM HIRE COOKSTOWN 100

JUNIOR SUPPORT

Orritor 2.100 miles

Junior Support Group B Qualifying

27/04/2018 18:20

Practice started at 17:27:01

(75) Barry SHEEHAN			(72) Ben MULLANE			1 2:18.160 +34.077			5 1:52.902 +0.350		
1	2:03.404	+27.104	1	2:06.516	+24.239	2	1:50.570	+6.487	(179) James ROTHERY		
2	1:39.774	+3.474	2	1:42.277		3	1:45.288	+1.205	1	2:38.091	+40.382
3	1:37.540	+1.240	3	1:42.420	+0.143	4	1:45.143	+1.060	2	1:59.544	+1.835
4	1:36.727	+0.427	4	1:43.246	+0.969	5	1:44.083		3	1:58.320	+0.611
5	1:36.300		5	1:42.826	+0.549	6	2:05.773	+21.690	4	1:57.709	
6	2:14.176	+37.876	6	2:07.369	+25.092	(108) Francis O'HARA			5	2:19.856	+22.147
(221) Rikki McGOVERN			(112) Martin CURRAMS			1	2:16.880	+32.500	(30) David GRAHAM		
1	2:18.271	+37.582	1	2:28.683	+46.389	2	1:50.285	+5.905	1	2:55.841	+58.056
2	1:49.428	+8.739	2	1:45.202	+2.908	3	1:45.768	+1.388	2	2:01.932	+4.147
3	1:45.761	+5.072	3	1:44.956	+2.662	4	1:45.079	+0.699	3	2:01.658	+3.873
4	1:44.211	+3.522	4	1:42.294		5	1:44.380		4	1:57.785	
5	1:40.689		5	1:44.768	+2.474	6	2:03.782	+19.402	5	2:25.060	+27.275
6	2:04.827	+24.138	6	1:58.521	+16.227	(25) Wayne MARTIN					
(118) Tommy HEAPHY			(777) Shaun WYNNE			1	2:18.918	+33.885			
1	2:14.465	+33.736	1	3:00.591	+1:17.687	2	1:48.609	+3.576			
2	1:42.260	+1.531	2	1:45.995	+3.091	3	1:45.889	+0.856			
3	1:41.554	+0.825	3	1:45.145	+2.241	4	1:45.033				
4	1:40.729		4	1:42.904		5	4:01.162	+2:16.129			
5	1:41.041	+0.312	5	1:43.322	+0.418	(217) Enda TREARTY					
6	1:57.768	+17.039	6	2:04.306	+21.402	1	2:40.687	+55.192			
(81) Eoin O'SIOCHRU			(199) Lloyd COLLINS			2	1:51.647	+6.152			
1	2:37.041	+55.804	1	2:24.244	+41.142	3	1:47.503	+2.008			
2	1:43.677	+2.440	2	1:48.654	+5.552	4	1:45.770	+0.275			
3	1:42.303	+1.066	3	1:46.733	+3.631	5	1:45.495				
4	1:41.237		4	1:43.102		6	2:00.099	+14.604			
5	1:43.249	+2.012	5	1:43.879	+0.777	(31) Robert CAIRNS					
6	2:02.128	+20.891	6	2:03.704	+20.602	1	2:28.322	+38.126			
(159) Anthony AMBLER			(316) Stephen MORRISON			2	1:51.334	+1.138			
1	2:17.028	+35.714	1	2:38.910	+55.498	3	1:50.440	+0.244			
2	1:41.941	+0.627	2	1:45.257	+1.845	4	1:50.300	+0.104			
3	1:41.314		3	1:44.806	+1.394	5	1:50.196				
4	1:43.200	+1.886	4	1:43.412		6	2:01.882	+11.686			
5	1:41.548	+0.234	5	1:43.612	+0.200	(122) Chris MEYER					
6	2:02.888	+21.574	6	2:00.341	+16.929	1	3:09.089	+1:18.678			
(175) John PEMBERTON			(160) Ben PLANT			2	1:56.115	+5.704			
1	2:41.307	+59.703	1	2:17.518	+34.085	3	1:51.572	+1.161			
2	1:51.362	+9.758	2	1:46.933	+3.500	4	1:50.411				
3	1:44.981	+3.377	3	1:44.230	+0.797	(128) Aaron MELLISH					
4	1:43.123	+1.519	4	1:44.393	+0.960	1	2:38.380	+45.828			
5	1:41.604		5	1:43.433		2	1:57.576	+5.024			
6	1:55.328	+13.724	6	2:01.099	+17.666	3	1:55.530	+2.978			
(188) Jim HIND						4	1:52.552				

Promoted by Cookstown and District Motor Cycle Club

Orbits

Provisional result to be confirmed by the Stewards of the Meeting subject to the completion of technical inspections and the time limit for protests
MCUI (Ulster Centre) Timing & www.elaps-timing.com




KDM HIRE COOKSTOWN 100

JUNIOR SUPPORT

Orritor 2.100 miles

JUNIOR SUPPORT COMBINED QUALIFYING

Pos	Class	No.	Name	T	Machine	Team/Sponsor	Overall BestTm	Diff	Gap	R1. Best Tm	R2. Best Tm	2nd Overall Time
1	SJUN	75	Barry SHEEHAN		Kawasaki 650	Game On	1:36.300				1:36.300	1:36.727
2	SJUN	43	Jason CASSELLS		Kawasaki 650		1:37.801	1.501	1.501	1:37.801		1:39.980
3	SJUN	29	Alastair HAWORTH		Yamaha 400		1:37.856	1.556	0.055	1:37.856		1:38.601
4	SJUN	41	Michael NAGLE		Kawasaki 650	DF Racing	1:39.494	3.194	1.638	1:39.494		1:39.547
5	SJUN	10	Liam CHAWKE		Kawasaki 650		1:40.299	3.999	0.805	1:40.299		1:40.409
6	SJUN	221	Rikki McGOVERN		Kawasaki 650		1:40.689	4.389	0.390		1:40.689	1:44.211
7	SJUN	118	Tommy HEAPHY		Suzuki 650		1:40.729	4.429	0.040		1:40.729	1:41.041
8	SJUN	42	Brian LOUGHLIN		Suzuki 650	G2-Tech	1:41.070	4.770	0.341	1:41.070		1:42.224
9	SJUN	81	Eoin O'SIOCHRU		Kawasaki 650		1:41.237	4.937	0.167		1:41.237	1:42.303
10	SJUN	159	Anthony AMBLER		Suzuki 650	Chris Ambler Race Fab	1:41.314	5.014	0.077		1:41.314	1:41.548
11	SJUN	175	John PEMBERTON		Suzuki 650		1:41.604	5.304	0.290		1:41.604	1:43.123
12	SJUN	36	James COTTRELL		Suzuki 650	DDRRSC	1:42.241	5.941	0.637	1:42.241		1:42.624
13	SJUN	72	Ben MULLANE		Suzuki 650	Puzzles Racing	1:42.277	5.977	0.036		1:42.277	1:42.420
14	SJUN	112	Martin CURRAMS		Kawasaki 650		1:42.294	5.994	0.017		1:42.294	1:44.768
15	SJUN	8	Darryl ANDERSON		Kawasaki 400	Shay D Racing	1:42.545	6.245	0.251	1:42.545		1:43.987
16	SJUN	777	Shaun WYNNE		Kawasaki 650	SMW Racing	1:42.904	6.604	0.359		1:42.904	1:43.322
17	SJUN	144	Michael REES		Kawasaki 400		1:43.075	6.775	0.171	1:43.075		1:43.975
18	SJUN	199	Lloyd COLLINS		Kawasaki 400		1:43.102	6.802	0.027		1:43.102	1:43.879
19	SJUN	4	Vic ALLAN		Kawasaki 400		1:43.172	6.872	0.070	1:43.172		1:43.195
20	SJUN	316	Stephen MORRISON		Kawasaki 400	NAB Racing	1:43.412	7.112	0.240		1:43.412	1:43.612
21	SJUN	160	Ben PLANT		Kawasaki 650		1:43.433	7.133	0.021		1:43.433	1:44.230
22	SJUN	111	Noel SMITH		Kawasaki 650		1:44.038	7.738	0.605	1:44.038		1:44.045
23	SJUN	188	Jim HIND		Yamaha 250		1:44.083	7.783	0.045		1:44.083	1:45.143
24	SJUN	108	Francis O'HARA		Kawasaki 650		1:44.380	8.080	0.297		1:44.380	1:45.079
25	SJUN	25	Wayne MARTIN		Suzuki 650		1:45.033	8.733	0.653		1:45.033	1:45.889
26	SJUN	217	Enda TREARTY		Kawasaki 400	TED Racing	1:45.495	9.195	0.462		1:45.495	1:45.770
27	SJUN	78	Dominic COTTRELL		Suzuki 650		1:45.536	9.236	0.041	1:45.536		1:46.048
28	SJUN	40	Michael HOEY		Kawasaki 400		1:48.017	11.717	2.481	1:48.017		1:48.858
29	SJUN	49	Brendan FLYNN		Suzuki 650		1:48.117	11.817	0.100	1:48.117		1:48.271
30	SJUN	46	Mark JOHNSON		Kawasaki 650	MJ Racing	1:48.428	12.128	0.311	1:48.428		1:48.803
31	SJUN	18	Malcolm LOVE		Honda 250	CB Racing	1:48.850	12.550	0.422	1:48.850		1:49.163
32	SJUN	57	Yvonne MONTGOMERY		Kawasaki 400		1:50.183	13.883	1.333	1:50.183		1:52.475
33	SJUN	31	Robert CAIRNS		Kawasaki 650		1:50.196	13.896	0.013		1:50.196	1:50.300
34	SJUN	122	Chris MEYER		Kawasaki 250		1:50.411	14.111	0.215		1:50.411	1:51.572
35	SJUN	5	R J WOOLSEY		Kawasaki 650		1:51.302	15.002	0.891	1:51.302		1:52.902
36	SJUN	128	Aaron MELLISH		Honda 400		1:52.552	16.252	1.250		1:52.552	1:52.902
37	SJUN	16	Roy BEATTIE		Kawasaki 400	Tiles Direct	1:54.409	18.109	1.857	1:54.409		1:54.904
38	SJUN	179	James ROTHERY		Yamaha 400		1:57.709	21.409	3.300		1:57.709	1:58.320
39	SJUN	30	David GRAHAM		Kawasaki 400	Patch Racing	1:57.785	21.485	0.076		1:57.785	2:01.658
40	SJUN	17	Christopher EDER		Aprilia 250		2:34.602	58.302	36.817	2:34.602		

Announcements

No 122 - TRANSPONDER NOT DETECTED

Short Name

- R1. JUNIOR SUPPORT - Junior Support Group A Qualifying
- R2. JUNIOR SUPPORT - Junior Support Group B Qualifying

Short Name

Promoted by Cookstown and District Motor Cycle Club

Orbits

Provisional result to be confirmed by the Stewards of the Meeting subject to the completion of technical inspections and the time limit for protests
MCUI (Ulster Centre) Timing & www.elaps-timing.com




KDM HIRE COOKSTOWN 100

JUNIOR SUPPORT

Orritor 2.100 miles

R5: R&M Greenkeeper/Drew Stewart Junior Support A

28/04/2018 12:10

Race (7 Laps)

RACE 5 - JUNIOR SUPPORT A

11	188 A		
10	316 A	160 B	111 C
9	144 A	199 B	4 C
8			
7	8 A	777 B	
6	36 A	72 B	112 C
5	81 A	159 B	175 C
4			
3	118 A	42 B	
2	41 A	10 B	221 C
1	75 A	43 B	29 C

POLE POSITION

Promoted by Cookstown and District Motor Cycle Club

Orbits

Provisional result to be confirmed by the Stewards of the Meeting subject to the completion of technical inspections and the time limit for protests
MCUI (Ulster Centre) Timing & www.elaps-timing.com




KDM HIRE COOKSTOWN 100

JUNIOR SUPPORT

Orritor 2.100 miles

R6: R&M Greenkeeper/Drew Stewart Junior Support B


28/04/2018 12:35

Race (6 Laps)

RACE 6 - JUNIOR SUPPORT B

9	<div style="border: 1px solid black; padding: 5px; text-align: center;">17</div> <p>A</p>			C
8				C
7	<div style="border: 1px solid black; padding: 5px; text-align: center;">A 179</div> <p>A</p>	<div style="border: 1px solid black; padding: 5px; text-align: center;">B 30</div> <p>B</p>		
6	<div style="border: 1px solid black; padding: 5px; text-align: center;">A 5</div> <p>A</p>	<div style="border: 1px solid black; padding: 5px; text-align: center;">B 128</div> <p>B</p>	<div style="border: 1px solid black; padding: 5px; text-align: center;">C 16</div> <p>C</p>	
5	<div style="border: 1px solid black; padding: 5px; text-align: center;">A 57</div> <p>A</p>	<div style="border: 1px solid black; padding: 5px; text-align: center;">B 31</div> <p>B</p>	<div style="border: 1px solid black; padding: 5px; text-align: center;">C 122</div> <p>C</p>	B
4				C
3	<div style="border: 1px solid black; padding: 5px; text-align: center;">A 46</div> <p>A</p>	<div style="border: 1px solid black; padding: 5px; text-align: center;">B 18</div> <p>B</p>		
2	<div style="border: 1px solid black; padding: 5px; text-align: center;">A 78</div> <p>A</p>	<div style="border: 1px solid black; padding: 5px; text-align: center;">B 40</div> <p>B</p>	<div style="border: 1px solid black; padding: 5px; text-align: center;">C 49</div> <p>C</p>	
1	<div style="border: 1px solid black; padding: 5px; text-align: center;">A 108</div> <p>A</p>	<div style="border: 1px solid black; padding: 5px; text-align: center;">B 25</div> <p>B</p>	<div style="border: 1px solid black; padding: 5px; text-align: center;">C 217</div> <p>C</p>	A

POLE POSITION



Promoted by Cookstown and District Motor Cycle Club

Orbits

Provisional result to be confirmed by the Stewards of the Meeting subject to the completion of technical inspections and the time limit for protests
MCUI (Ulster Centre) Timing & www.elaps-timing.com



KDM HIRE COOKSTOWN 100

JUNIOR SUPPORT

Race 5 - R&M Greenkeeper/Drew Stewart Race A

Saturday, 28 April 2018



Pos	Class	No	Name	Machine / Sponsor	Gp	Lap	Total Time	Behind	Speed	-----Best Lap-----		
										Time	Speed	On
Race Classification												
1	SJUN	75	Barry SHEEHAN	Kawasaki 650 - Game On	a	5	8:12.753		76.712	1:37.063	77.888	2
2	SJUN	43	Jason CASSELLS	Kawasaki 650	a	5	8:15.545	2.792	76.280	1:36.522	78.324	5
3	SJUN	10	Liam CHAWKE	Kawasaki 650	a	5	8:19.987	7.234	75.602	1:38.703	76.593	3
4	SJUN	29	Alastair HAWORTH	Yamaha 400	a	5	8:20.109	7.356	75.584	1:38.219	76.971	2
5	SJUN	41	Michael NAGLE	Kawasaki 650 - DF Racing	a	5	8:20.419	7.666	75.537	1:38.201	76.985	4
6	SJUN	81	Eoin O'SIOCHRU	Kawasaki 650	b	5	8:24.841	12.088	74.875	1:39.770	75.774	2
7	SJUN	118	Tommy HEAPHY	Suzuki 650	a	5	8:25.319	12.566	74.804	1:39.527	75.959	4
8	SJUN	36	James COTTRELL	Suzuki 650 - DRRSC	b	5	8:25.465	12.712	74.783	1:39.398	76.058	2
9	SJUN	221	Rikki McGOVERN	Kawasaki 650	a	5	8:27.929	15.176	74.420	1:39.558	75.936	2
10	SJUN	144	Michael REES	Kawasaki 650	c	5	8:29.444	16.691	74.199	1:39.338	76.104	5
11	SJUN	188	Jim HIND	Yamaha 250	c	5	8:30.737	17.984	74.011	1:38.178	77.003	5
12	SJUN	42	Brian LOUGHLIN	Suzuki 650 - G2-Tech	a	5	8:32.888	20.135	73.700	1:41.326	74.611	4
13	SJUN	159	Anthony AMBLER	Suzuki 650 - Chris Ambler Race Fab	b	5	8:36.806	24.053	73.142	1:41.416	74.544	5
14	SJUN	160	Ben PLANT	Kawasaki 650	c	5	8:37.255	24.502	73.078	1:42.152	74.007	4
15	SJUN	4	Vic ALLAN	Kawasaki 400	c	5	8:38.061	25.308	72.964	1:42.171	73.994	4
16	SJUN	8	Darryl ANDERSON	Kawasaki 400 - Shay D Racing	b	5	8:41.532	28.779	72.479	1:41.643	74.378	3
17	SJUN	112	Martin CURRAMS	Kawasaki 650	b	5	8:44.415	31.662	72.080	1:43.139	73.299	5
18	SJUN	777	Shaun WYNNE	Kawasaki 650 - SMW Racing	b	5	8:46.183	33.430	71.838	1:40.008	75.594	5
19	SJUN	111	Noel SMITH	Kawasaki 650	c	5	8:47.462	34.709	71.664	1:42.191	73.979	3
20	SJUN	316	Stephen MORRISON	Kawasaki 400 - NAB Racing	c	5	8:47.768	35.015	71.622	1:40.818	74.987	3
21	SJUN	72	Ben MULLANE	Suzuki 650 - Puzzles Racing	b	5	8:52.084	39.331	71.041	1:43.360	73.142	5
22	SJUN	175	John PEMBERTON	Suzuki 650	b	5	8:52.836	40.083	70.941	1:42.725	73.595	5


Fastest Lap

SJUN	43	Jason CASSELLS	Kawasaki 650	1:36.522	78.324	5
------	----	----------------	--------------	----------	--------	---

No 41 - TRANSPONDER NOT DETECTED

Provisional result to be confirmed by the Stewards of the Meeting subject to completion of technical inspections & the time limit for protests

Page 1 / 1

Circuit	Orritor	Signed		Organising Club	Cookstown & District MCC
Length(miles)	2.1000		Chief Timekeeper	Race Started	14:36
Weather	Cloudy	Issued At:	14:40	Gp Time Diff - b 14.34 / c 30.74	
Track	Dry				


KDM HIRE COOKSTOWN 100

JUNIOR SUPPORT

Race 5 - R&M Greenkeeper/Drew Stewart Race A

Saturday, 28 April 2018

DETAILED RESULT



Race Classification

1 75 Barry SHEEHAN

Total Time **8:12.753** Avg Speed **76.712** Behind
Best Time **1:37.063** Best Speed **77.888** On **2** Gp **a**

Lap	Elapsed Time	Lap Time	Lap Speed
1	1:40.632	1:40.632	75.125
2	3:17.695	1:37.063	77.888
3	4:55.090	1:37.395	77.622
4	6:33.164	1:38.074	77.085
5	8:12.753	1:39.589	75.912

2 43 Jason CASSELLS

Total Time **8:15.545** Avg Speed **76.280** Behind **2.792**
Best Time **1:36.522** Best Speed **78.324** On **5** Gp **a**

Lap	Elapsed Time	Lap Time	Lap Speed
1	1:42.911	1:42.911	73.462
2	3:21.743	1:38.832	76.493
3	5:00.777	1:39.034	76.337
4	6:39.023	1:38.246	76.950
5	8:15.545	1:36.522	78.324

3 10 Liam CHAWKE

Total Time **8:19.987** Avg Speed **75.602** Behind **7.234**
Best Time **1:38.703** Best Speed **76.593** On **3** Gp **a**

Lap	Elapsed Time	Lap Time	Lap Speed
1	1:43.491	1:43.491	73.050
2	3:22.308	1:38.817	76.505
3	5:01.011	1:38.703	76.593
4	6:40.530	1:39.519	75.965
5	8:19.987	1:39.457	76.013

4 29 Alastair HAWORTH

Total Time **8:20.109** Avg Speed **75.584** Behind **7.356**
Best Time **1:38.219** Best Speed **76.971** On **2** Gp **a**

Lap	Elapsed Time	Lap Time	Lap Speed
1	1:43.670	1:43.670	72.924
2	3:21.889	1:38.219	76.971
3	5:01.140	1:39.251	76.171
4	6:39.927	1:38.787	76.528
5	8:20.109	1:40.182	75.463

Race Classification

5 41 Michael NAGLE

Total Time **8:20.419** Avg Speed **75.537** Behind **7.666**
Best Time **1:38.201** Best Speed **76.985** On **4** Gp **a**

Lap	Elapsed Time	Lap Time	Lap Speed
1	1:44.655	1:44.655	72.237
2	3:24.544	1:39.889	75.684
3	5:02.959	1:38.415	76.818
4	6:41.160	1:38.201	76.985
5	8:20.419	1:39.259	76.164

6 81 Eoin O'SIOCHRU

Total Time **8:24.841** Avg Speed **74.875** Behind **12.088**
Best Time **1:39.770** Best Speed **75.774** On **2** Gp **b**

Lap	Elapsed Time	Lap Time	Lap Speed
1	1:43.388	1:43.388	73.123
2	3:23.158	1:39.770	75.774
3	5:03.714	1:40.556	75.182
4	6:44.006	1:40.292	75.380
5	8:24.841	1:40.835	74.974

7 118 Tommy HEAPHY

Total Time **8:25.319** Avg Speed **74.804** Behind **12.566**
Best Time **1:39.527** Best Speed **75.959** On **4** Gp **a**

Lap	Elapsed Time	Lap Time	Lap Speed
1	1:46.186	1:46.186	71.196
2	3:26.306	1:40.120	75.509
3	5:06.004	1:39.698	75.829
4	6:45.531	1:39.527	75.959
5	8:25.319	1:39.788	75.761

8 36 James COTTRELL

Total Time **8:25.465** Avg Speed **74.783** Behind **12.712**
Best Time **1:39.398** Best Speed **76.058** On **2** Gp **b**

Lap	Elapsed Time	Lap Time	Lap Speed
1	1:44.650	1:44.650	72.241
2	3:24.048	1:39.398	76.058
3	5:03.947	1:39.899	75.676
4	6:44.174	1:40.227	75.429
5	8:25.465	1:41.291	74.636


KDM HIRE COOKSTOWN 100

JUNIOR SUPPORT

Race 5 - R&M Greenkeeper/Drew Stewart Race A

Saturday, 28 April 2018

DETAILED RESULT



Race Classification

9 221 Rikki McGOVERN

Total Time **8:27.929** Avg Speed **74.420** Behind **15.176**

Best Time **1:39.558** Best Speed **75.936** On **2** Gp **a**

Lap	Elapsed Time	Lap Time	Lap Speed
1	1:47.233	1:47.233	70.501
2	3:26.791	1:39.558	75.936
3	5:06.761	1:39.970	75.623
4	6:47.097	1:40.336	75.347
5	8:27.929	1:40.832	74.976

Race Classification

13 159 Anthony AMBLER

Total Time **8:36.806** Avg Speed **73.142** Behind **24.053**

Best Time **1:41.416** Best Speed **74.544** On **5** Gp **b**

Lap	Elapsed Time	Lap Time	Lap Speed
1	1:48.488	1:48.488	69.685
2	3:31.359	1:42.871	73.490
3	5:13.900	1:42.541	73.727
4	6:55.390	1:41.490	74.490
5	8:36.806	1:41.416	74.544

10 144 Michael REES

Total Time **8:29.444** Avg Speed **74.199** Behind **16.691**

Best Time **1:39.338** Best Speed **76.104** On **5** Gp **c**

Lap	Elapsed Time	Lap Time	Lap Speed
1	1:44.203	1:44.203	72.551
2	3:27.076	1:42.873	73.489
3	5:09.943	1:42.867	73.493
4	6:50.106	1:40.163	75.477
5	8:29.444	1:39.338	76.104

14 160 Ben PLANT

Total Time **8:37.255** Avg Speed **73.078** Behind **24.502**

Best Time **1:42.152** Best Speed **74.007** On **4** Gp **c**

Lap	Elapsed Time	Lap Time	Lap Speed
1	1:47.755	1:47.755	70.159
2	3:30.385	1:42.630	73.663
3	5:12.873	1:42.488	73.765
4	6:55.025	1:42.152	74.007
5	8:37.255	1:42.230	73.951

11 188 Jim HIND

Total Time **8:30.737** Avg Speed **74.011** Behind **17.984**

Best Time **1:38.178** Best Speed **77.003** On **5** Gp **c**

Lap	Elapsed Time	Lap Time	Lap Speed
1	1:48.112	1:48.112	69.927
2	3:28.388	1:40.276	75.392
3	5:10.412	1:42.024	74.100
4	6:52.559	1:42.147	74.011
5	8:30.737	1:38.178	77.003

15 4 Vic ALLAN

Total Time **8:38.061** Avg Speed **72.964** Behind **25.308**

Best Time **1:42.171** Best Speed **73.994** On **4** Gp **c**

Lap	Elapsed Time	Lap Time	Lap Speed
1	1:46.515	1:46.515	70.976
2	3:30.102	1:43.587	72.982
3	5:12.707	1:42.605	73.681
4	6:54.878	1:42.171	73.994
5	8:38.061	1:43.183	73.268

12 42 Brian LOUGHLIN

Total Time **8:32.888** Avg Speed **73.700** Behind **20.135**

Best Time **1:41.326** Best Speed **74.611** On **4** Gp **a**

Lap	Elapsed Time	Lap Time	Lap Speed
1	1:47.045	1:47.045	70.625
2	3:28.703	1:41.658	74.367
3	5:10.102	1:41.399	74.557
4	6:51.428	1:41.326	74.611
5	8:32.888	1:41.460	74.512

16 8 Darryl ANDERSON

Total Time **8:41.532** Avg Speed **72.479** Behind **28.779**

Best Time **1:41.643** Best Speed **74.378** On **3** Gp **b**

Lap	Elapsed Time	Lap Time	Lap Speed
1	1:47.975	1:47.975	70.016
2	3:33.998	1:46.023	71.305
3	5:15.641	1:41.643	74.378
4	6:58.688	1:43.047	73.365
5	8:41.532	1:42.844	73.509


KDM HIRE COOKSTOWN 100

JUNIOR SUPPORT

Race 5 - R&M Greenkeeper/Drew Stewart Race A

Saturday, 28 April 2018

DETAILED RESULT



Race Classification

17 112 Martin CURRAMS

Total Time **8:44.415** Avg Speed **72.080** Behind **31.662**

Best Time **1:43.139** Best Speed **73.299** On **5** Gp **b**

Lap	Elapsed Time	Lap Time	Lap Speed
1	1:50.214	1:50.214	68.594
2	3:33.851	1:43.637	72.947
3	5:17.628	1:43.777	72.849
4	7:01.276	1:43.648	72.939
5	8:44.415	1:43.139	73.299

Race Classification

21 72 Ben MULLANE

Total Time **8:52.084** Avg Speed **71.041** Behind **39.331**

Best Time **1:43.360** Best Speed **73.142** On **5** Gp **b**

Lap	Elapsed Time	Lap Time	Lap Speed
1	1:47.739	1:47.739	70.170
2	3:31.107	1:43.368	73.137
3	5:25.244	1:54.137	66.236
4	7:08.724	1:43.480	73.058
5	8:52.084	1:43.360	73.142

18 777 Shaun WYNNE

Total Time **8:46.183** Avg Speed **71.838** Behind **33.430**

Best Time **1:40.008** Best Speed **75.594** On **5** Gp **b**

Lap	Elapsed Time	Lap Time	Lap Speed
1	1:48.133	1:48.133	69.914
2	3:41.584	1:53.451	66.637
3	5:24.191	1:42.607	73.679
4	7:06.175	1:41.984	74.129
5	8:46.183	1:40.008	75.594

22 175 John PEMBERTON

Total Time **8:52.836** Avg Speed **70.941** Behind **40.083**

Best Time **1:42.725** Best Speed **73.595** On **5** Gp **b**

Lap	Elapsed Time	Lap Time	Lap Speed
1	1:50.467	1:50.467	68.437
2	3:42.075	1:51.608	67.737
3	5:26.037	1:43.962	72.719
4	7:10.111	1:44.074	72.641
5	8:52.836	1:42.725	73.595

19 111 Noel SMITH

Total Time **8:47.462** Avg Speed **71.664** Behind **34.709**

Best Time **1:42.191** Best Speed **73.979** On **3** Gp **c**

Lap	Elapsed Time	Lap Time	Lap Speed
1	1:47.534	1:47.534	70.303
2	3:40.222	1:52.688	67.088
3	5:22.413	1:42.191	73.979
4	7:04.887	1:42.474	73.775
5	8:47.462	1:42.575	73.702

20 316 Stephen MORRISON

Total Time **8:47.768** Avg Speed **71.622** Behind **35.015**

Best Time **1:40.818** Best Speed **74.987** On **3** Gp **c**

Lap	Elapsed Time	Lap Time	Lap Speed
1	1:59.441	1:59.441	63.295
2	3:41.851	1:42.410	73.821
3	5:22.669	1:40.818	74.987
4	7:05.009	1:42.340	73.871
5	8:47.768	1:42.759	73.570

KDM HIRE COOKSTOWN 100

JUNIOR SUPPORT

Race 5 - R&M Greenkeeper/Drew Stewart Race A

LAP CHART




1					2					3				
No	Name	Gp	Time of Day	Lap Time	No	Name	Gp	Time of Day	Lap Time	No	Name	Gp	Time of Day	Lap Time
75	Barry SHEEHAN	a	14:28:30.758	1:40.632	75	Barry SHEEHAN	a	14:30:07.821	1:37.063	75	Barry SHEEHAN	a	14:31:45.216	1:37.395
43	Jason CASSELLS	a	14:28:33.037	1:42.911	43	Jason CASSELLS	a	14:30:11.869	1:38.832	43	Jason CASSELLS	a	14:31:50.903	1:39.034
81	Eoin O'SIOCHRU	b	14:28:33.514	1:43.388	29	Alastair HAWORTH	a	14:30:12.015	1:38.219	10	Liam CHAWKE	a	14:31:51.137	1:38.703
10	Liam CHAWKE	a	14:28:33.617	1:43.491	10	Liam CHAWKE	a	14:30:12.434	1:38.817	29	Alastair HAWORTH	a	14:31:51.266	1:39.251
29	Alastair HAWORTH	a	14:28:33.796	1:43.670	81	Eoin O'SIOCHRU	b	14:30:13.284	1:39.770	41	Michael NAGLE	a	14:31:53.085	1:38.415
144	Michael REES	c	14:28:34.329	1:44.203	36	James COTTRELL	b	14:30:14.174	1:39.398	81	Eoin O'SIOCHRU	b	14:31:53.840	1:40.556
36	James COTTRELL	b	14:28:34.776	1:44.650	41	Michael NAGLE	a	14:30:14.670	1:39.889	36	James COTTRELL	b	14:31:54.073	1:39.899
41	Michael NAGLE	a	14:28:34.781	1:44.655	118	Tommy HEAPHY	a	14:30:16.432	1:40.120	118	Tommy HEAPHY	a	14:31:56.130	1:39.698
118	Tommy HEAPHY	a	14:28:36.312	1:46.186	221	Rikki McGOVERN	a	14:30:16.917	1:39.558	221	Rikki McGOVERN	a	14:31:56.887	1:39.970
4	Vic ALLAN	c	14:28:36.641	1:46.515	144	Michael REES	c	14:30:17.202	1:42.873	144	Michael REES	c	14:32:00.069	1:42.867
42	Brian LOUGHLIN	a	14:28:37.171	1:47.045	188	Jim HIND	c	14:30:18.514	1:40.276	42	Brian LOUGHLIN	a	14:32:00.228	1:41.399
221	Rikki McGOVERN	a	14:28:37.359	1:47.233	42	Brian LOUGHLIN	a	14:30:18.829	1:41.658	188	Jim HIND	c	14:32:00.538	1:42.024
111	Noel SMITH	c	14:28:37.660	1:47.534	4	Vic ALLAN	c	14:30:20.228	1:43.587	4	Vic ALLAN	c	14:32:02.833	1:42.605
72	Ben MULLANE	b	14:28:37.865	1:47.739	160	Ben PLANT	c	14:30:20.511	1:42.630	160	Ben PLANT	c	14:32:02.999	1:42.488
160	Ben PLANT	c	14:28:37.881	1:47.755	72	Ben MULLANE	b	14:30:21.233	1:43.368	159	Anthony AMBLER	b	14:32:04.026	1:42.541
8	Darryl ANDERSON	b	14:28:38.101	1:47.975	159	Anthony AMBLER	b	14:30:21.485	1:42.871	8	Darryl ANDERSON	b	14:32:05.767	1:41.643
188	Jim HIND	c	14:28:38.238	1:48.112	112	Martin CURRAMS	b	14:30:23.977	1:43.637	112	Martin CURRAMS	b	14:32:07.754	1:43.777
777	Shaun WYNNE	b	14:28:38.259	1:48.133	8	Darryl ANDERSON	b	14:30:24.124	1:46.023	111	Noel SMITH	c	14:32:12.539	1:42.191
159	Anthony AMBLER	b	14:28:38.614	1:48.488	111	Noel SMITH	c	14:30:30.348	1:52.688	316	Stephen MORRISON	c	14:32:12.795	1:40.818
112	Martin CURRAMS	b	14:28:40.340	1:50.214	777	Shaun WYNNE	b	14:30:31.710	1:53.451	777	Shaun WYNNE	b	14:32:14.317	1:42.607
175	John PEMBERTON	b	14:28:40.593	1:50.467	316	Stephen MORRISON	c	14:30:31.977	1:42.410	72	Ben MULLANE	b	14:32:15.370	1:54.137
316	Stephen MORRISON	c	14:28:49.567	1:59.441	175	John PEMBERTON	b	14:30:32.201	1:51.608	175	John PEMBERTON	b	14:32:16.163	1:43.962

KDM HIRE COOKSTOWN 100

JUNIOR SUPPORT

Race 5 - R&M Greenkeeper/Drew Stewart Race A

LAP CHART

**4**

No	Name	Gp	Time of Day	Lap Time
75	Barry SHEEHAN	a	14:33:23.290	1:38.074
43	Jason CASSELLS	a	14:33:29.149	1:38.246
29	Alastair HAWORTH	a	14:33:30.053	1:38.787
10	Liam CHAWKE	a	14:33:30.656	1:39.519
41	Michael NAGLE	a	14:33:31.286	1:38.201
81	Eoin O'SIOCHRU	b	14:33:34.132	1:40.292
36	James COTTRELL	b	14:33:34.300	1:40.227
118	Tommy HEAPHY	a	14:33:35.657	1:39.527
221	Rikki McGOVERN	a	14:33:37.223	1:40.336
144	Michael REES	c	14:33:40.232	1:40.163
42	Brian LOUGHLIN	a	14:33:41.554	1:41.326
188	Jim HIND	c	14:33:42.685	1:42.147
4	Vic ALLAN	c	14:33:45.004	1:42.171
160	Ben PLANT	c	14:33:45.151	1:42.152
159	Anthony AMBLER	b	14:33:45.516	1:41.490
8	Darryl ANDERSON	b	14:33:48.814	1:43.047
112	Martin CURRAMS	b	14:33:51.402	1:43.648
111	Noel SMITH	c	14:33:55.013	1:42.474
316	Stephen MORRISON	c	14:33:55.135	1:42.340
777	Shaun WYNNE	b	14:33:56.301	1:41.984
72	Ben MULLANE	b	14:33:58.850	1:43.480
175	John PEMBERTON	b	14:34:00.237	1:44.074

5

No	Name	Gp	Time of Day	Lap Time
75	Barry SHEEHAN	a	14:35:02.879	1:39.589
43	Jason CASSELLS	a	14:35:05.671	1:36.522
10	Liam CHAWKE	a	14:35:10.113	1:39.457
29	Alastair HAWORTH	a	14:35:10.235	1:40.182
41	Michael NAGLE	a	14:35:10.545	1:39.259
81	Eoin O'SIOCHRU	b	14:35:14.967	1:40.835
118	Tommy HEAPHY	a	14:35:15.445	1:39.788
36	James COTTRELL	b	14:35:15.591	1:41.291
221	Rikki McGOVERN	a	14:35:18.055	1:40.832
144	Michael REES	c	14:35:19.570	1:39.338
188	Jim HIND	c	14:35:20.863	1:38.178
42	Brian LOUGHLIN	a	14:35:23.014	1:41.460
159	Anthony AMBLER	b	14:35:26.932	1:41.416
160	Ben PLANT	c	14:35:27.381	1:42.230
4	Vic ALLAN	c	14:35:28.187	1:43.183
8	Darryl ANDERSON	b	14:35:31.658	1:42.844
112	Martin CURRAMS	b	14:35:34.541	1:43.139
777	Shaun WYNNE	b	14:35:36.309	1:40.008
111	Noel SMITH	c	14:35:37.588	1:42.575
316	Stephen MORRISON	c	14:35:37.894	1:42.759
72	Ben MULLANE	b	14:35:42.210	1:43.360
175	John PEMBERTON	b	14:35:42.962	1:42.725

KDM HIRE COOKSTOWN 100

JUNIOR SUPPORT

Race 6 - R&M Greenkeeper/Drew Stewart Race B


Saturday, 28 April 2018



Pos	Class	No	Name	Machine / Sponsor	Gp	Lap	Total Time	Behind	Speed	-----Best Lap-----		
										Time	Speed	On
Race Classification												
1	SJUN	217	Enda TREARTY	Kawasaki 400 - TED Racing	a	5	8:36.493		73.186	1:41.429	74.535	3
2	SJUN	78	Dominic COTTRELL	Suzuki 650	a	5	8:38.063	1.570	72.964	1:41.179	74.719	4
3	SJUN	5	R J WOOLSEY	Kawasaki 650	b	5	8:46.109	9.616	71.848	1:42.374	73.847	2
4	SJUN	108	Francis O'HARA	Kawasaki 650	a	5	8:49.033	12.540	71.451	1:43.508	73.038	2
5	SJUN	46	Mark JOHNSON	Kawasaki 650 - MJ Racing	a	5	8:52.353	15.860	71.006	1:44.474	72.363	5
6	SJUN	49	Brendan FLYNN	Suzuki 650	a	5	8:58.440	21.947	70.203	1:45.996	71.323	2
7	SJUN	122	Chris MEYER	Honda 250	b	5	9:04.658	28.165	69.401	1:46.119	71.241	5
8	SJUN	31	Robert CAIRNS	Kawasaki 650	b	5	9:05.059	28.566	69.350	1:46.300	71.119	5
9	SJUN	18	Malcolm LOVE	Honda 250 - CB Racing	a	5	9:13.488	36.995	68.294	1:48.888	69.429	4
10	SJUN	40	Michael HOEY	Kawasaki 400	a	5	9:17.803	41.310	67.766	1:49.268	69.188	4
11	SJUN	57	Yvonne MONTGOMERY	Kawasaki 400	b	5	9:18.377	41.884	67.696	1:49.060	69.320	4
12	SJUN	16	Roy BEATTIE	Kawasaki 400 - Tiles Direct	b	5	9:29.535	53.042	66.370	1:50.029	68.709	5
13	SJUN	179	James ROTHERY	Yamaha 400	b	5	9:49.930	1:13.437	64.075	1:56.516	64.884	3
14	SJUN	30	David GRAHAM	Kawasaki 400 - Patch Racing	b	5	9:52.234	1:15.741	63.826	1:55.337	65.547	3
Fastest Lap												
	SJUN	78	Dominic COTTRELL	Suzuki 650						1:41.179	74.719	4
Not Classified												
DNF	SJUN	25	Wayne MARTIN	Suzuki 650	a	3	5:17.974		71.327	1:44.903	72.067	2

Provisional result to be confirmed by the Stewards of the Meeting subject to completion of technical inspections & the time limit for protests

Page 1 / 1

Circuit	Orritor	Signed		Organising Club	Cookstown & District MCC
Length(miles)	2.1000		Chief Timekeeper	Race Started	14:46
Weather	Cloudy	Issued At:	14:57	Gp Time Diff - b	14.97
Track	Dry				


KDM HIRE COOKSTOWN 100

JUNIOR SUPPORT

Race 6 - R&M Greenkeeper/Drew Stewart Race B

Saturday, 28 April 2018

DETAILED RESULT



Race Classification

1 217 Enda TREARTY

Total Time **8:36.493** Avg Speed **73.186** Behind
Best Time **1:41.429** Best Speed **74.535** On **3** Gp **a**

Lap	Elapsed Time	Lap Time	Lap Speed
1	1:47.110	1:47.110	70.582
2	3:31.425	1:44.315	72.473
3	5:12.854	1:41.429	74.535
4	6:54.745	1:41.891	74.197
5	8:36.493	1:41.748	74.301

2 78 Dominic COTTRELL

Total Time **8:38.063** Avg Speed **72.964** Behind **1.570**
Best Time **1:41.179** Best Speed **74.719** On **4** Gp **a**

Lap	Elapsed Time	Lap Time	Lap Speed
1	1:47.757	1:47.757	70.158
2	3:31.663	1:43.906	72.758
3	5:14.884	1:43.221	73.241
4	6:56.063	1:41.179	74.719
5	8:38.063	1:42.000	74.118

3 5 R J WOOLSEY

Total Time **8:46.109** Avg Speed **71.848** Behind **9.616**
Best Time **1:42.374** Best Speed **73.847** On **2** Gp **b**

Lap	Elapsed Time	Lap Time	Lap Speed
1	1:52.742	1:52.742	67.056
2	3:35.116	1:42.374	73.847
3	5:19.399	1:44.283	72.495
4	7:02.243	1:42.844	73.509
5	8:46.109	1:43.866	72.786

4 108 Francis O'HARA

Total Time **8:49.033** Avg Speed **71.451** Behind **12.540**
Best Time **1:43.508** Best Speed **73.038** On **2** Gp **a**

Lap	Elapsed Time	Lap Time	Lap Speed
1	1:50.845	1:50.845	68.203
2	3:34.353	1:43.508	73.038
3	5:19.168	1:44.815	72.127
4	7:03.295	1:44.127	72.604
5	8:49.033	1:45.738	71.497

Race Classification

5 46 Mark JOHNSON

Total Time **8:52.353** Avg Speed **71.006** Behind **15.860**
Best Time **1:44.474** Best Speed **72.363** On **5** Gp **a**

Lap	Elapsed Time	Lap Time	Lap Speed
1	1:52.323	1:52.323	67.306
2	3:38.042	1:45.719	71.510
3	5:23.000	1:44.958	72.029
4	7:07.879	1:44.879	72.083
5	8:52.353	1:44.474	72.363

6 49 Brendan FLYNN

Total Time **8:58.440** Avg Speed **70.203** Behind **21.947**
Best Time **1:45.996** Best Speed **71.323** On **2** Gp **a**

Lap	Elapsed Time	Lap Time	Lap Speed
1	1:52.543	1:52.543	67.174
2	3:38.539	1:45.996	71.323
3	5:25.365	1:46.826	70.769
4	7:12.385	1:47.020	70.641
5	8:58.440	1:46.055	71.284

7 122 Chris MEYER

Total Time **9:04.658** Avg Speed **69.401** Behind **28.165**
Best Time **1:46.119** Best Speed **71.241** On **5** Gp **b**

Lap	Elapsed Time	Lap Time	Lap Speed
1	1:55.161	1:55.161	65.647
2	3:42.778	1:47.617	70.249
3	5:30.964	1:48.186	69.880
4	7:18.539	1:47.575	70.277
5	9:04.658	1:46.119	71.241

8 31 Robert CAIRNS

Total Time **9:05.059** Avg Speed **69.350** Behind **28.566**
Best Time **1:46.300** Best Speed **71.119** On **5** Gp **b**

Lap	Elapsed Time	Lap Time	Lap Speed
1	1:54.870	1:54.870	65.814

9 18 Malcolm LOVE

Total Time **9:13.488** Avg Speed **68.294** Behind **36.995**
Best Time **1:48.888** Best Speed **69.429** On **4** Gp **a**

Lap	Elapsed Time	Lap Time	Lap Speed
1	1:55.248	1:55.248	65.598
2	3:45.025	1:49.777	68.867
3	5:34.143	1:49.118	69.283
4	7:23.031	1:48.888	69.429
5	9:13.488	1:50.457	68.443


KDM HIRE COOKSTOWN 100

JUNIOR SUPPORT

Race 6 - R&M Greenkeeper/Drew Stewart Race B

Saturday, 28 April 2018

DETAILED RESULT



Race Classification

10 40 Michael HOEY

Total Time **9:17.803** Avg Speed **67.766** Behind **41.310**

Best Time **1:49.268** Best Speed **69.188** On **4** Gp **a**

Lap	Elapsed Time	Lap Time	Lap Speed
1	1:56.676	1:56.676	64.795
2	3:47.345	1:50.669	68.312
3	5:38.534	1:51.189	67.992
4	7:27.802	1:49.268	69.188
5	9:17.803	1:50.001	68.727

Race Classification

14 30 David GRAHAM

Total Time **9:52.234** Avg Speed **63.826** Behind **1:15.741**

Best Time **1:55.337** Best Speed **65.547** On **3** Gp **b**

Lap	Elapsed Time	Lap Time	Lap Speed
1	2:04.992	2:04.992	60.484
2	4:03.908	1:58.916	63.574
3	5:59.245	1:55.337	65.547
4	7:55.876	1:56.631	64.820
5	9:52.234	1:56.358	64.972

11 57 Yvonne MONTGOMERY

Total Time **9:18.377** Avg Speed **67.696** Behind **41.884**

Best Time **1:49.060** Best Speed **69.320** On **4** Gp **b**

Lap	Elapsed Time	Lap Time	Lap Speed
1	1:57.503	1:57.503	64.339
2	3:48.982	1:51.479	67.815
3	5:39.274	1:50.292	68.545
4	7:28.334	1:49.060	69.320
5	9:18.377	1:50.043	68.700

Not Classified

DNF 25 Wayne MARTIN

Total Time **5:17.974** Avg Speed **71.327** Behind

Best Time **1:44.903** Best Speed **72.067** On **2** Gp **a**

Lap	Elapsed Time	Lap Time	Lap Speed
1	1:46.347	1:46.347	71.088
2	3:31.250	1:44.903	72.067
3	5:17.974	1:46.724	70.837

12 16 Roy BEATTIE

Total Time **9:29.535** Avg Speed **66.370** Behind **53.042**

Best Time **1:50.029** Best Speed **68.709** On **5** Gp **b**

Lap	Elapsed Time	Lap Time	Lap Speed
1	2:02.448	2:02.448	61.740
2	3:57.045	1:54.597	65.970
3	5:48.897	1:51.852	67.589
4	7:39.506	1:50.609	68.349
5	9:29.535	1:50.029	68.709

13 179 James ROTHERY

Total Time **9:49.930** Avg Speed **64.075** Behind **1:13.437**

Best Time **1:56.516** Best Speed **64.884** On **3** Gp **b**


Lap	Elapsed Time	Lap Time	Lap Speed
1	2:01.800	2:01.800	62.069
2	3:59.323	1:57.523	64.328
3	5:55.839	1:56.516	64.884
4	7:53.286	1:57.447	64.369
5	9:49.930	1:56.644	64.813

KDM HIRE COOKSTOWN 100

JUNIOR SUPPORT

Race 6 - R&M Greenkeeper/Drew Stewart Race B

LAP CHART



1				
No	Name	Gp	Time of Day	Lap Time
25	Wayne MARTIN	a	14:47:52.058	1:46.347
217	Enda TREARTY	a	14:47:52.821	1:47.110
78	Dominic COTTRELL	a	14:47:53.468	1:47.757
108	Francis O'HARA	a	14:47:56.556	1:50.845
46	Mark JOHNSON	a	14:47:58.034	1:52.323
49	Brendan FLYNN	a	14:47:58.254	1:52.543
5	R J WOOLSEY	b	14:47:58.453	1:52.742
31	Robert CAIRNS	b	14:48:00.581	1:54.870
122	Chris MEYER	b	14:48:00.872	1:55.161
18	Malcolm LOVE	a	14:48:00.959	1:55.248
40	Michael HOEY	a	14:48:02.387	1:56.676
57	Yvonne MONTGOMERY	b	14:48:03.214	1:57.503
179	James ROTHERY	b	14:48:07.511	2:01.800
16	Roy BEATTIE	b	14:48:08.159	2:02.448
30	David GRAHAM	b	14:48:10.703	2:04.992

2				
No	Name	Gp	Time of Day	Lap Time
25	Wayne MARTIN	a	14:49:36.961	1:44.903
217	Enda TREARTY	a	14:49:37.136	1:44.315
78	Dominic COTTRELL	a	14:49:37.374	1:43.906
108	Francis O'HARA	a	14:49:40.064	1:43.508
5	R J WOOLSEY	b	14:49:40.827	1:42.374
46	Mark JOHNSON	a	14:49:43.753	1:45.719
49	Brendan FLYNN	a	14:49:44.250	1:45.996
122	Chris MEYER	b	14:49:48.489	1:47.617
18	Malcolm LOVE	a	14:49:50.736	1:49.777
40	Michael HOEY	a	14:49:53.056	1:50.669
57	Yvonne MONTGOMERY	b	14:49:54.693	1:51.479
16	Roy BEATTIE	b	14:50:02.756	1:54.597
		a	14:50:03.646	1:48.095
179	James ROTHERY	b	14:50:05.034	1:57.523
30	David GRAHAM	b	14:50:09.619	1:58.916

3				
No	Name	Gp	Time of Day	Lap Time
217	Enda TREARTY	a	14:51:18.565	1:41.429
78	Dominic COTTRELL	a	14:51:20.595	1:43.221
25	Wayne MARTIN	a	14:51:23.685	1:46.724
108	Francis O'HARA	a	14:51:24.879	1:44.815
5	R J WOOLSEY	b	14:51:25.110	1:44.283
46	Mark JOHNSON	a	14:51:28.711	1:44.958
49	Brendan FLYNN	a	14:51:31.076	1:46.826
122	Chris MEYER	b	14:51:36.675	1:48.186
18	Malcolm LOVE	a	14:51:39.854	1:49.118
40	Michael HOEY	a	14:51:44.245	1:51.189
57	Yvonne MONTGOMERY	b	14:51:44.985	1:50.292
		a	14:51:51.366	1:47.720
16	Roy BEATTIE	b	14:51:54.608	1:51.852
179	James ROTHERY	b	14:52:01.550	1:56.516
30	David GRAHAM	b	14:52:04.956	1:55.337

4				
No	Name	Gp	Time of Day	Lap Time
217	Enda TREARTY	a	14:53:00.456	1:41.891
78	Dominic COTTRELL	a	14:53:01.774	1:41.179
5	R J WOOLSEY	b	14:53:07.954	1:42.844
108	Francis O'HARA	a	14:53:09.006	1:44.127
46	Mark JOHNSON	a	14:53:13.590	1:44.879
49	Brendan FLYNN	a	14:53:18.096	1:47.020
122	Chris MEYER	b	14:53:24.250	1:47.575
18	Malcolm LOVE	a	14:53:28.742	1:48.888
40	Michael HOEY	a	14:53:33.513	1:49.268
57	Yvonne MONTGOMERY	b	14:53:34.045	1:49.060
		a	14:53:39.440	1:48.074
16	Roy BEATTIE	b	14:53:45.217	1:50.609
179	James ROTHERY	b	14:53:58.997	1:57.447
30	David GRAHAM	b	14:54:01.587	1:56.631

5				
No	Name	Gp	Time of Day	Lap Time
217	Enda TREARTY	a	14:54:42.204	1:41.748
78	Dominic COTTRELL	a	14:54:43.774	1:42.000
5	R J WOOLSEY	b	14:54:51.820	1:43.866
108	Francis O'HARA	a	14:54:54.744	1:45.738
46	Mark JOHNSON	a	14:54:58.064	1:44.474
49	Brendan FLYNN	a	14:55:04.151	1:46.055
122	Chris MEYER	b	14:55:10.369	1:46.119
18	Malcolm LOVE	a	14:55:19.199	1:50.457
40	Michael HOEY	a	14:55:23.514	1:50.001
57	Yvonne MONTGOMERY	b	14:55:24.088	1:50.043
		a	14:55:25.740	1:46.300
16	Roy BEATTIE	b	14:55:35.246	1:50.029
179	James ROTHERY	b	14:55:55.641	1:56.644
30	David GRAHAM	b	14:55:57.945	1:56.358

ROAD RACE - IRISH JUNIOR SUPPORT

2018

					#1	
Pos	No.	Name	Total	Diff	Gap	R1
1	75	Barry SHEEHAN	25	0	0	25
2	43	Jason CASSELLS	20	5	5	20
3	10	Liam CHAWKE	16	9	4	16
4	29	Alastair HAWORTH	13	12	3	13
5	41	Michael NAGLE	11	14	2	11
6	81	Eoin O'SIOCHRU	10	15	1	10
7	118	Tommy HEAPHY	9	16	1	9
8	36	James COTTRELL	8	17	1	8
9	221	Rikki McGOVERN	7	18	1	7
10	144	Michael REES	6	19	1	6
11	188	Jim HIND	5	20	1	5
12	42	Brian LOUGHLIN	4	21	1	4
13	159	Anthony AMBLER	3	22	1	3
14	160	Ben PLANT	2	23	1	2
15	4	Vic ALLAN	1	24	1	1

Event Legend

#1 27/04/2018 KDM HIRE COOKSTOWN 100

ROAD RACE - ULSTER JUNIOR SUPPORT

2018

					#1	
Pos	No.	Name	Total	Diff	Gap	R1
1	75	Barry SHEEHAN	25	0	0	25
2	43	Jason CASSELLS	20	5	5	20
3	10	Liam CHAWKE	16	9	4	16
4	29	Alastair HAWORTH	13	12	3	13
5	41	Michael NAGLE	11	14	2	11
6	81	Eoin O'SIOCHRU	10	15	1	10
7	118	Tommy HEAPHY	9	16	1	9
8	36	James COTTRELL	8	17	1	8
9	221	Rikki McGOVERN	7	18	1	7
10	144	Michael REES	6	19	1	6
11	188	Jim HIND	5	20	1	5
12	42	Brian LOUGHLIN	4	21	1	4
13	159	Anthony AMBLER	3	22	1	3
14	160	Ben PLANT	2	23	1	2
15	4	Vic ALLAN	1	24	1	1

Event Legend

#1 27/04/2018 KDM HIRE COOKSTOWN 100