



COOKSTOWN 100

Friday 27th & Saturday 28th April 2018

promoted by Cookstown & District MCC
www.cookstown100.com

MID ULSTER DISTRICT COUNCIL SUPERSPORT B



Comhairle Ceantair
Lár Uladh
Mid Ulster
District Council

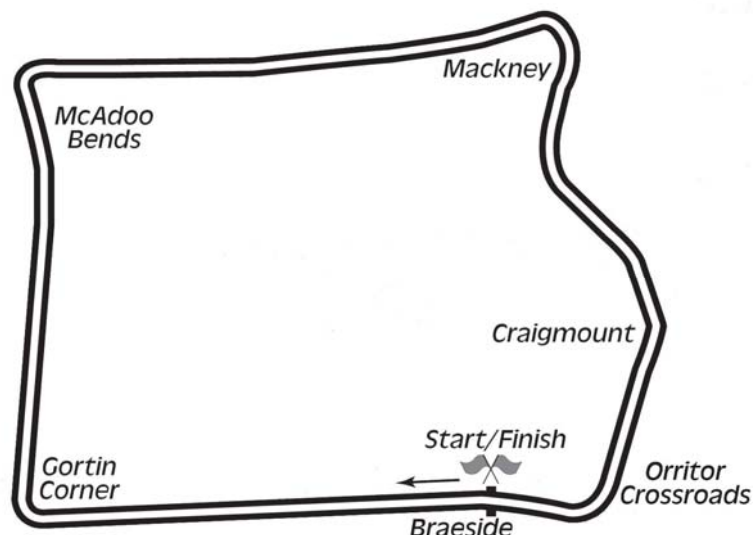


2&4
WHEEL MOTORSPORT
STEERING GROUP LTD.

BBC SPORT NI

NI sport
Northern Ireland

Orritor Circuit 2.1 miles



LAP RECORDS

Class	Rider	Machine	m s	mph	Year
125cc	William Dunlop	Honda	1 34.755	79.785	2010
Moto 3	Sam Wilson	Honda 250	1 36.741	78.147	2017
250cc	William Dunlop	Honda	1 29.658	84.320	2009
Lightweight Supersport	Darryl Tweed	Kawasaki 400	1 34.604	79.912	2016
Supertwin	James Cowton	Kawasaki	1 29.657	84.321	2015
Supersport	Michael Dunlop	Yamaha	1 24.783	89.169	2011
Superbike	Michael Dunlop	Honda	1 22.641	91.480	2013
Senior Support	Gary Robinson	Yamaha 600	1 29.956	84.041	2007
Junior Support	Joseph Loughlin	Kawasaki 650	1 30.965	83.109	2017
Classic 1000cc	Wattie Brown	Norton 920	1 40.273	75.394	2006
Classic 500cc	Neill McWhirter	Norton	1 41.491	74.489	2010
Classic 350cc	Paul Coward	Honda	1 43.421	73.099	2004
Classic 250cc	Geoff McMullan	Suzuki	1 47.294	70.461	2006
Forgotten Era	Anthony McColgan	Bimota 750	1 37.178	77.795	2016

MOST WINS at COOKSTOWN 100

Ryan Farquhar	26	1996-12 (400-1, 450-2, STWN-4, SSP-5, SBK-13, SJUN-1)
Ray McCullough	14	1967-79 (250-8, 350-3, 500-3)
William Dunlop	14	2006-17 (125-3, 250-5, SSP-5, SBK B-1)
Joey Dunlop	11	1977-98 (125-1, 250-4, 350-2, 500-2, SSP-1, SBK-1)
Robert Dunlop	11	1985-08 (125-7, 250-1, 250 B-1, 350-1, SBK-1)
Phillip McCallen	10	1987-96 (250-3, 350-1, SSP-2, SBK-4)
Michael Dunlop	9	2006-15 (125-1, 250-1, STWN-2, STWN B-1, SSP-1, SBK-2, SJUN-1)
Barry Davidson	9	2007-17 (250-1, C350-5, C500-3)
Courtney Junk	8	1974-83 (200-2, 250-4, 350-1, 500-1)
Mervyn Elwood	8	1987-97 (C500-5, C1000-3)

MOST WINS AT ALL IRISH ROAD RACE MEETINGS (after East Coast Races 2017)

Ryan Farquhar	211	1995-16
Joey Dunlop	156	1971-00
Robert Dunlop	135	1980-08
William Dunlop	119	2005-17
Ray McCullough	109	1960-82
Phillip McCallen	109	1987-99
Michael Dunlop	101	2006-17
Brian Reid	78	1980-94
Darran Lindsay	74	1999-06
James Courtney	66	1992-99

KDM HIRE COOKSTOWN 100
Sorted on best lap time
SUPERSPORT
Orritor 2.100 miles
Supersport Group A Qualifying
27/04/2018 15:38
Practice started at 15:25:34

Pos	Class	No.	Name	T	Machine	Team/Sponsor	Best Tm	Diff	Gap	Best Speed	In Lap	Laps	2nd Best
1	SSPR	52	James COWTON		Kawasaki	McAdoo Kawasaki Racing	1:27.106			86.791	5	5	1:28.648
2	SSPR	3	Michael DUNLOP		Honda	MD Racing	1:27.195	0.089	0.089	86.702	5	6	1:28.999
3	SSPR	6	William DUNLOP		Yamaha	Temple Golf Club/Caffrey Rai	1:27.348	0.242	0.153	86.550	5	5	1:27.717
4	SSPR	22	Paul JORDAN		Yamaha	Paul Jordan Racing	1:28.236	1.130	0.888	85.679	5	6	1:28.343
5	SSPR	14	Daniel COOPER		Honda	Dan Cooper Motorsport	1:29.710	2.604	1.474	84.272	5	6	1:30.363
6	SSPR	27	Joseph LOUGHLIN		Kawasaki	G2-Tech	1:29.927	2.821	0.217	84.068	2	6	1:30.625
7	SSPR	10	James CHAWKE		Kawasaki		1:30.910	3.804	0.983	83.159	4	6	1:31.059
8	SSPR	29	Adam LYON		Yamaha		1:31.431	4.325	0.521	82.685	3	6	1:32.521
9	SSPR	51	Marc IRONSIDE		Kawasaki		1:31.511	4.405	0.080	82.613	5	6	1:32.482
10	SSPR	38	Paul WILLIAMS		Triumph 675		1:31.644	4.538	0.133	82.493	3	6	1:32.401
11	SSPR	24	Graham KENNEDY		Yamaha	O D Racing	1:32.130	5.024	0.486	82.058	5	6	1:32.280
12	SSPR	34	Daniel METTAM		Yamaha	McKinstry Racing	1:32.190	5.084	0.060	82.005	4	6	1:32.638
13	SSPR	119	Kris DUNCAN		Kawasaki		1:32.221	5.115	0.031	81.977	5	6	1:32.596
14	SSPR	42	Richard CHARLTON		Yamaha		1:32.565	5.459	0.344	81.672	5	6	1:32.843
15	SSPR	11	Dominic HERBERTSON		Kawasaki	WH Racing	1:32.802	5.696	0.237	81.464	3	6	1:33.252
16	SSPR	23	Michal DOKOUPIL		Yamaha	DAS Trans Racing	1:32.828	5.722	0.026	81.441	5	6	1:34.334
17	SSPR	54	Sam JOHNSON		Kawasaki	Colin Dunlop Racing	1:33.177	6.071	0.349	81.136	4	6	1:33.612
18	SSPR	26	Dennis BOOTH		Suzuki		1:35.191	8.085	2.014	79.419	5	6	1:35.216
19	SSPR	43	Stephen DEGNAN		Kawasaki		1:38.010	10.904	2.819	77.135	5	6	1:39.313

Announcements

Weather: Cloudy / Track: Dry

Promoted by Cookstown and District Motor Cycle Club

Orbits

 Provisional result to be confirmed by the Stewards of the Meeting subject to the completion of technical inspections and the time limit for protests
 MCUI (Ulster Centre) Timing & www.elaps-timing.com



Printed: 27/04/2018 15:41:21

KDM HIRE COOKSTOWN 100

SUPERSPORT

Orritor 2.100 miles

Supersport Group A Qualifying

27/04/2018 15:38

Practice started at 15:25:34

(52) James COWTON			2	1:32.738	+1.828	3	1:32.596	+0.375	4	1:39.313	+1.303
1	2:28.540	+1:01.434	3	1:31.059	+0.149	4	1:32.789	+0.568	5	1:38.010	
2	1:29.220	+2.114	4	1:30.910		5	1:32.221		6	1:57.141	+19.131
3	1:29.252	+2.146	5	1:31.681	+0.771	6	1:51.238	+19.017			
4	1:28.648	+1.542	6	1:59.930	+29.020	(42) Richard CHARLTON					
5	1:27.106		(29) Adam LYON			1	2:14.612	+42.047			
(3) Michael DUNLOP			1	2:18.184	+46.753	2	1:34.607	+2.042			
1	3:09.259	+1:42.064	2	1:33.340	+1.909	3	1:33.321	+0.756			
2	1:41.003	+13.808	3	1:31.431		4	1:32.843	+0.278			
3	1:28.999	+1.804	4	1:32.612	+1.181	5	1:32.565				
4	1:39.836	+12.641	5	1:32.521	+1.090	6	1:52.161	+19.596			
5	1:27.195		6	1:50.242	+18.811	(11) Dominic HERBERTSON					
6	1:53.645	+26.450	(51) Marc IRONSIDE			1	2:12.946	+40.144			
(6) William DUNLOP			1	2:18.587	+47.076	2	1:34.154	+1.352			
1	2:57.820	+1:30.472	2	1:35.052	+3.541	3	1:32.802				
2	1:28.961	+1.613	3	1:32.559	+1.048	4	1:33.252	+0.450			
3	1:27.717	+0.369	4	1:32.482	+0.971	5	1:33.683	+0.881			
4	1:43.508	+16.160	5	1:31.511		6	1:54.544	+21.742			
5	1:27.348		6	1:52.137	+20.626	(23) Michal DOKOUPIL					
(22) Paul JORDAN			(38) Paul WILLIAMS			1	2:15.837	+43.009			
1	2:07.474	+39.238	1	2:34.274	+1:02.630	2	1:35.343	+2.515			
2	1:29.269	+1.033	2	1:35.168	+3.524	3	1:34.334	+1.506			
3	1:29.175	+0.939	3	1:31.644		4	1:34.410	+1.582			
4	1:28.343	+0.107	4	1:32.401	+0.757	5	1:32.828				
5	1:28.236		5	1:32.811	+1.167	6	1:50.059	+17.231			
6	1:55.881	+27.645	6	2:01.801	+30.157	(54) Sam JOHNSON					
(14) Daniel COOPER			(24) Graham KENNEDY			1	2:24.932	+51.755			
1	2:17.552	+47.842	1	2:09.263	+37.133	2	1:34.002	+0.825			
2	1:34.564	+4.854	2	1:33.265	+1.135	3	1:36.423	+3.246			
3	1:33.513	+3.803	3	1:32.738	+0.608	4	1:33.177				
4	1:30.363	+0.653	4	1:32.280	+0.150	5	1:33.612	+0.435			
5	1:29.710		5	1:32.130		6	2:00.452	+27.275			
6	1:47.966	+18.256	6	1:53.412	+21.282	(26) Dennis BOOTH					
(27) Joseph LOUGHLIN			(34) Daniel METTAM			1	2:41.276	+1:06.085			
1	2:09.382	+39.455	1	2:13.859	+41.669	2	1:36.397	+1.206			
2	1:29.927		2	1:34.708	+2.518	3	1:35.805	+0.614			
3	1:58.949	+29.022	3	1:32.914	+0.724	4	1:35.216	+0.025			
4	1:30.872	+0.945	4	1:32.190		5	1:35.191				
5	1:30.625	+0.698	5	1:32.638	+0.448	6	2:02.428	+27.237			
6	1:51.679	+21.752	6	1:51.093	+18.903	(43) Stephen DEGNAN					
(10) James CHAWKE			(119) Kris DUNCAN			1	2:15.386	+37.376			
1	2:10.036	+39.126	1	2:19.111	+46.890	2	1:41.355	+3.345			
			2	1:37.108	+4.887	3	1:40.118	+2.108			

Promoted by Cookstown and District Motor Cycle Club

Orbits

Provisional result to be confirmed by the Stewards of the Meeting subject to the completion of technical inspections and the time limit for protests
MCUI (Ulster Centre) Timing & www.elaps-timing.com




KDM HIRE COOKSTOWN 100

Sorted on best lap time

SUPERSPORT

Orritor 2.100 miles

Supersport Group B Qualifying

27/04/2018 15:56

Practice started at 15:39:02

Pos	Class	No.	Name	T	Machine	Team/Sponsor	Best Tm	Diff	Gap	Best Speed	In Lap	Laps	2nd Best
1	SSPR	82	Derek SHEILS		Yamaha		1:26.243			87.659	5	5	1:27.138
2	SSPR	56	Adam McLEAN		Kawasaki	McAdoo Kawasaki Racing	1:26.338	0.095	0.095	87.563	5	5	1:27.411
3	SSPR	86	Derek McGEE		Kawasaki	B & W Racing	1:26.515	0.272	0.177	87.384	4	6	1:26.689
4	SSPR	65	Michael SWEENEY		Yamaha		1:27.582	1.339	1.067	86.319	5	6	1:28.130
5	SSPR	111	Brian McCORMACK		Yamaha		1:29.951	3.708	2.369	84.046	5	6	1:30.508
6	SSPR	74	Davey TODD		Honda	Cookstown BE Racing	1:30.294	4.051	0.343	83.726	5	5	1:30.551
7	SSPR	126	Mike NORBURY		Kawasaki		1:30.385	4.142	0.091	83.642	5	6	1:31.285
8	SSPR	96	Andy FARRELL		Kawasaki		1:30.681	4.438	0.296	83.369	5	6	1:32.015
9	SSPR	109	Neil KERNOHAN		Yamaha	Logan Racing	1:30.935	4.692	0.254	83.136	5	6	1:32.356
10	SSPR	59	Darryl TWEED		Triumph 675	M & D Racing	1:31.038	4.795	0.103	83.042	4	6	1:31.256
11	SSPR	63	Tom ROBINSON		Kawasaki		1:31.103	4.860	0.065	82.983	5	6	1:32.070
12	SSPR	71	Davy MORGAN		Kawasaki	DM71	1:31.662	5.419	0.559	82.477	5	6	1:32.209
13	SSPR	78	Dean CAMPBELL		Kawasaki	AMK/DC Racing	1:31.701	5.458	0.039	82.442	5	5	1:31.912
14	SSPR	68	Gareth EVANS		Yamaha	Joe Evans Garage	1:32.174	5.931	0.473	82.019	4	6	1:33.144
15	SSPR	60	Darren COOPER		Kawasaki	Team DCR	1:32.392	6.149	0.218	81.825	4	6	1:33.022
16	SSPR	93	Paul CRANSTON		Yamaha	P & J Fuel Haulage	1:33.793	7.550	1.401	80.603	5	6	1:34.374
17	SSPR	88	Forest DUNN		Triumph 675	Forest Dunn Racing	1:33.892	7.649	0.099	80.518	5	6	1:35.894
18	SSPR	170	Paul MACKEY		Kawasaki		1:36.324	10.081	2.432	78.485	4	6	1:36.593
19	SSPR	66	Alan JOHNSTON		Kawasaki	BES Contracts	1:36.915	10.672	0.591	78.007	4	6	1:37.085
20	SSPR	155	Morgan GOVIGNON		Kawasaki		1:38.398	12.155	1.483	76.831	5	6	1:38.563
21	SSPR	92	Noel CARROLL		Yamaha		1:39.873	13.630	1.475	75.696	5	6	1:40.534
22	SSPR	99	Paul FALLON		Yamaha		1:39.998	13.755	0.125	75.602	4	6	1:40.409
23	SSPR	75	Kevin FITZPATRICK		Kawasaki	Bert Racing	2:21.784	55.541	41.786	53.321	1	2	8:49.464

Announcements

Weather: Cloudy / Track: Dry

Promoted by Cookstown and District Motor Cycle Club

Orbits

Provisional result to be confirmed by the Stewards of the Meeting subject to the completion of technical inspections and the time limit for protests
MCUI (Ulster Centre) Timing & www.elaps-timing.com




KDM HIRE COOKSTOWN 100

SUPERSPORT

Orritor 2.100 miles

Supersport Group B Qualifying

27/04/2018 15:56

Practice started at 15:39:02

(82) Derek SHEILS	3	1:31.285	+0.900	4	1:31.912	+0.211	6	2:02.005	+25.090
	4	1:31.372	+0.987	5	1:31.701				
	5	1:30.385					(155) Morgan GOVIGNON		
	6	2:01.459	+31.074	(68) Gareth EVANS			1	2:40.491	+1:02.093
1	2:09.757	+43.514		1	2:23.709	+51.535	2	1:40.581	+2.183
2	1:28.463	+2.220		2	1:34.817	+2.643	3	1:39.089	+0.691
3	1:27.138	+0.895		3	1:35.396	+3.222	4	1:38.563	+0.165
4	1:27.187	+0.944	(96) Andy FARRELL	4	1:32.174		5	1:38.398	
5	1:28.243		1	2:30.195	+59.514		6	1:55.561	+17.163
			2	1:33.746	+3.065				
(56) Adam McLEAN	3	1:32.015	+1.334	3	1:33.144	+0.970			
1	2:02.859	+36.521		4	2:00.141	+27.967	(92) Noel CARROLL		
2	1:29.199	+2.861		5	1:30.681		1	2:40.127	+1:00.254
3	1:28.450	+2.112		6	2:07.210	+36.529	2	1:43.818	+3.945
4	1:27.411	+1.073					3	1:41.905	+2.032
5	1:26.338		(109) Neil KERNOHAN	1	2:27.891	+56.956	4	1:40.534	+0.661
			2	1:34.647	+3.712		5	1:39.873	
(86) Derek McGEE	3	1:32.356	+1.421	3	1:33.453	+1.061	6	2:03.928	+24.055
1	2:08.852	+42.337		4	1:32.392				
2	1:28.403	+1.888		5	1:33.022	+0.630	(99) Paul FALLON		
3	1:28.860	+0.345		6	2:01.648	+29.256	1	2:31.094	+51.096
4	1:26.515						2	1:42.375	+2.377
5	1:26.689	+0.174		(93) Paul CRANSTON			3	1:40.409	+0.411
6	2:15.534	+49.019	(59) Darryl TWEED	1	2:16.202	+45.164	4	1:39.998	
			2	1:32.144	+1.106		5	1:40.717	+0.719
(65) Michael SWEENEY	3	1:31.726	+0.688	3	1:36.147	+2.354	6	1:52.914	+12.916
1	2:06.704	+39.122		4	1:34.374	+0.581			
2	1:29.048	+1.466		5	1:33.793		(75) Kevin FITZPATRICK		
3	1:28.130	+0.548		6	1:59.571	+25.778	1	2:21.784	
4	1:28.470	+0.888					2	8:49.464	+6:27.680
5	1:27.582			(88) Forest DUNN					
6	2:15.604	+48.022	(63) Tom ROBINSON	1	2:21.361	+47.469			
			2	1:36.191	+2.398				
(111) Brian McCORMACK	3	1:31.726	+0.688	3	1:36.147	+2.354			
1	2:13.621	+43.670		4	1:34.374	+0.581			
2	1:31.416	+1.465		5	1:33.793				
3	1:30.508	+0.557		6	1:59.571	+25.778			
4	1:41.598	+11.647							
5	1:29.951			(170) Paul MACKEY					
6	2:06.347	+36.396	(71) Davy MORGAN	1	2:32.497	+56.173			
			2	1:40.093	+3.769				
(74) Davey TODD	3	1:36.593	+0.269	3	1:36.593	+0.269			
1	2:05.643	+35.349		4	1:36.324				
2	1:31.493	+1.199		5	1:36.639	+0.315			
3	1:30.551	+0.257		6	2:01.498	+25.174			
4	1:30.821	+0.527							
5	1:30.294			(66) Alan JOHNSTON					
			(78) Dean CAMPBELL	1	2:18.555	+41.640			
(126) Mike NORBURY	2	1:37.436	+0.521	2	1:37.436	+0.521			
1	2:10.498	+40.113		3	1:37.551	+0.636			
2	1:31.761	+1.376		4	1:36.915				
				5	1:37.085	+0.170			

Promoted by Cookstown and District Motor Cycle Club

Orbits

Provisional result to be confirmed by the Stewards of the Meeting subject to the completion of technical inspections and the time limit for protests
MCUI (Ulster Centre) Timing & www.elaps-timing.com




KDM HIRE COOKSTOWN 100

SUPERSPORT

Orritor 2.100 miles

SUPERSPORT COMBINED QUALIFYING

Pos	Class	No.	Name	T	Machine	Team/Sponsor	Overall BestTm	Diff	Gap	R1. Best Tm	R2. Best Tm	2nd Overall Time
1	SSPR	82	Derek SHEILS		Yamaha		1:26.243				1:26.243	1:27.138
2	SSPR	56	Adam McLEAN		Kawasaki	McAdoo Kawasaki Racing	1:26.338	0.095	0.095		1:26.338	1:27.411
3	SSPR	86	Derek McGEE		Kawasaki	B & W Racing	1:26.515	0.272	0.177		1:26.515	1:26.689
4	SSPR	52	James COWTON		Kawasaki	McAdoo Kawasaki Racing	1:27.106	0.863	0.591	1:27.106		1:28.648
5	SSPR	3	Michael DUNLOP		Honda	MD Racing	1:27.195	0.952	0.089	1:27.195		1:28.999
6	SSPR	6	William DUNLOP		Yamaha	Temple Golf Club/Caffrey Ra	1:27.348	1.105	0.153	1:27.348		1:27.717
7	SSPR	65	Michael SWEENEY		Yamaha		1:27.582	1.339	0.234		1:27.582	1:28.130
8	SSPR	22	Paul JORDAN		Yamaha	Paul Jordan Racing	1:28.236	1.993	0.654	1:28.236		1:28.343
9	SSPR	14	Daniel COOPER		Honda	Dan Cooper Motorsport	1:29.710	3.467	1.474	1:29.710		1:30.363
10	SSPR	27	Joseph LOUGHLIN		Kawasaki	G2-Tech	1:29.927	3.684	0.217	1:29.927		1:30.625
11	SSPR	111	Brian McCORMACK		Yamaha		1:29.951	3.708	0.024		1:29.951	1:30.508
12	SSPR	74	Davey TODD		Honda	Cookstown BE Racing	1:30.294	4.051	0.343		1:30.294	1:30.551
13	SSPR	126	Mike NORBURY		Kawasaki		1:30.385	4.142	0.091		1:30.385	1:31.285
14	SSPR	96	Andy FARRELL		Kawasaki		1:30.681	4.438	0.296		1:30.681	1:32.015
15	SSPR	10	James CHAWKE		Kawasaki		1:30.910	4.667	0.229	1:30.910		1:31.059
16	SSPR	109	Neil KERNOHAN		Yamaha	Logan Racing	1:30.935	4.692	0.025		1:30.935	1:32.356
17	SSPR	59	Darryl TWEED		Triumph 675	M & D Racing	1:31.038	4.795	0.103		1:31.038	1:31.256
18	SSPR	63	Tom ROBINSON		Kawasaki		1:31.103	4.860	0.065		1:31.103	1:32.070
19	SSPR	29	Adam LYON		Yamaha		1:31.431	5.188	0.328	1:31.431		1:32.521
20	SSPR	51	Marc IRONSIDE		Kawasaki		1:31.511	5.268	0.080	1:31.511		1:32.482
21	SSPR	38	Paul WILLIAMS		Triumph 675		1:31.644	5.401	0.133	1:31.644		1:32.401
22	SSPR	71	Davy MORGAN		Kawasaki	DM71	1:31.662	5.419	0.018		1:31.662	1:32.209
23	SSPR	78	Dean CAMPBELL		Kawasaki	AMK/DC Racing	1:31.701	5.458	0.039		1:31.701	1:31.912
24	SSPR	24	Graham KENNEDY		Yamaha	O D Racing	1:32.130	5.887	0.429	1:32.130		1:32.280
25	SSPR	68	Gareth EVANS		Yamaha	Joe Evans Garage	1:32.174	5.931	0.044		1:32.174	1:33.144
26	SSPR	34	Daniel METTAM		Yamaha	McKinstry Racing	1:32.190	5.947	0.016	1:32.190		1:32.638
27	SSPR	119	Kris DUNCAN		Kawasaki		1:32.221	5.978	0.031	1:32.221		1:32.596
28	SSPR	60	Darren COOPER		Kawasaki	Team DCR	1:32.392	6.149	0.171		1:32.392	1:33.022
29	SSPR	42	Richard CHARLTON		Yamaha		1:32.565	6.322	0.173	1:32.565		1:32.843
30	SSPR	11	Dominic HERBERTSON		Kawasaki	WH Racing	1:32.802	6.559	0.237	1:32.802		1:33.252
31	SSPR	23	Michal DOKOUPIL		Yamaha	DAS Trans Racing	1:32.828	6.585	0.026	1:32.828		1:34.334
32	SSPR	54	Sam JOHNSON		Kawasaki	Collin Dunlop Racing	1:33.177	6.934	0.349	1:33.177		1:33.612
33	SSPR	93	Paul CRANSTON		Yamaha	P & J Fuel Haulage	1:33.793	7.550	0.616		1:33.793	1:34.374
34	SSPR	88	Forest DUNN		Triumph 675	Forest Dunn Racing	1:33.892	7.649	0.099		1:33.892	1:35.894
35	SSPR	26	Dennis BOOTH		Suzuki		1:35.191	8.948	1.299	1:35.191		1:35.216
36	SSPR	170	Paul MACKEY		Kawasaki		1:36.324	10.081	1.133		1:36.324	1:36.593
37	SSPR	66	Alan JOHNSTON		Kawasaki	BES Contracts	1:36.915	10.672	0.591		1:36.915	1:37.085
38	SSPR	43	Stephen DEGNAN		Kawasaki		1:38.010	11.767	1.095	1:38.010		1:39.313
39	SSPR	155	Morgan GOVIGNON		Kawasaki		1:38.398	12.155	0.388		1:38.398	1:38.563
40	SSPR	92	Noel CARROLL		Yamaha		1:39.873	13.630	1.475		1:39.873	1:40.534
41	SSPR	99	Paul FALLON		Yamaha		1:39.998	13.755	0.125		1:39.998	1:40.409
42	SSPR	75	Kevin FITZPATRICK		Kawasaki	Bert Racing	2:21.784	55.541	41.786		2:21.784	8:49.464

Short Name

Short Name

R1. SUPERSPORT - Supersport Group A Qualifying

R2. SUPERSPORT - Supersport Group B Qualifying

R3. SUPERSPORT - Supersport Group C Qualifying

Promoted by Cookstown and District Motor Cycle Club

Orbits

Provisional result to be confirmed by the Stewards of the Meeting subject to the completion of technical inspections and the time limit for protests
 MCUI (Ulster Centre) Timing & www.elaps-timing.com




KDM HIRE COOKSTOWN 100

SUPERSPORT

Orritor 2.100 miles

R4: Mid Ulster District Council Supersport B


28/04/2018 11:45

Race (6 Laps)

RACE 4 - SUPERSPORT B

9	92 A	99 B	75 C	C
8	43 A	155 B	66 C	C
7	26 A	170 B	88 C	B
6	54 A	93 B		
5	11 A	23 B	42 C	C
4	119 A	60 B	34 C	A
3	24 A	68 B		
2				
1				

POLE POSITION



Promoted by Cookstown and District Motor Cycle Club

Orbits

Provisional result to be confirmed by the Stewards of the Meeting subject to the completion of technical inspections and the time limit for protests
MCUI (Ulster Centre) Timing & www.elaps-timing.com




KDM HIRE COOKSTOWN 100

SUPERSPORT

Race 4 - Mid Ulster District Council Supersport B

Saturday, 28 April 2018




Pos	Class	No	Name	Machine / Sponsor	Gp	Lap	Total Time	Behind	Speed	-----Best Lap-----		
										Time	Speed	On
Race Classification												
1	SSPR	34	Daniel METTAM	Yamaha - McKinstry Racing	a	5	7:39.573		82.250	1:29.889	84.104	5
2	SSPR	119	Kris DUNCAN	Kawasaki	a	5	7:40.305	0.732	82.119	1:30.711	83.342	4
3	SSPR	75	Kevin FITZPATRICK	Kawasaki - Bert Racing	c	5	7:42.025	2.452	81.814	1:30.529	83.509	5
4	SSPR	24	Graham KENNEDY	Yamaha - O D Racing	a	5	7:43.983	4.410	81.469	1:30.670	83.379	3
5	SSPR	60	Darren COOPER	Kawasaki - Team DCR	a	5	7:44.141	4.568	81.441	1:31.066	83.017	3
6	SSPR	11	Dominic HERBERTSON	Kawasaki - WH Racing	a	5	7:44.256	4.683	81.421	1:30.271	83.748	3
7	SSPR	93	Paul CRANSTON	Yamaha - P & J Fuel Haulage	b	5	7:45.457	5.884	81.211	1:31.250	82.849	5
8	SSPR	68	Gareth EVANS	Yamaha - Joe Evans Garage	a	5	7:45.770	6.197	81.156	1:31.582	82.549	4
9	SSPR	42	Richard CHARLTON	Yamaha	a	5	7:46.186	6.613	81.084	1:31.492	82.630	5
10	SSPR	88	Forest DUNN	Triumph 675 - Forest Dunn Racing	b	5	7:49.346	9.773	80.538	1:31.679	82.462	4
11	SSPR	54	Sam JOHNSON	Kawasaki - Colin Dunlop Racing	b	5	7:51.415	11.842	80.184	1:32.272	81.932	4
12	SSPR	26	Dennis BOOTH	Suzuki	b	5	8:02.127	22.554	78.403	1:34.834	79.718	2
13	SSPR	23	Michal DOKOUPIL	Yamaha - DAS Trans Racing	a	5	8:02.646	23.073	78.318	1:34.297	80.172	4
14	SSPR	66	Alan JOHNSTON	Kawasaki - BES Contracts	b	5	8:04.396	24.823	78.035	1:35.454	79.200	2
15	SSPR	99	Paul FALLON	Yamaha	c	5	8:15.830	36.257	76.236	1:37.241	77.745	4
16	SSPR	43	Stephen DEGNAN	Kawasaki	b	5	8:15.843	36.270	76.234	1:37.530	77.515	5
17	SSPR	155	Morgan GOVIGNON	Kawasaki	b	5	8:16.274	36.701	76.168	1:37.428	77.596	4
18	SSPR	92	Noel CARROLL	Yamaha	c	5	8:16.433	36.860	76.143	1:37.313	77.687	2
19	SSPR	170	Paul MACKEY	Kawasaki	b	5	8:27.683	48.110	74.456	1:36.218	78.572	3

Fastest Lap

SSPR	34	Daniel METTAM	Yamaha - McKinstry Racing	1:29.889	84.104	5
------	----	---------------	---------------------------	----------	--------	---

Provisional result to be confirmed by the Stewards of the Meeting subject to completion of technical inspections & the time limit for protests

Page 1 / 1

Circuit	Orritor	Signed		Organising Club	Cookstown & District MCC
Length(miles)	2.1000		Chief Timekeeper	Race Started	14:06
Weather	Cloudy	Issued At:	14:17	Gp Time Diff - b 13.43 / c 28.73	
Track	Dry				


KDM HIRE COOKSTOWN 100

SUPERSPORT

Race 4 - Mid Ulster District Council Supersport B

Saturday, 28 April 2018

DETAILED RESULT



Race Classification

1 34 Daniel METTAM

Total Time **7:39.573** Avg Speed **82.250** Behind
Best Time **1:29.889** Best Speed **84.104** On **5** Gp **a**

Lap	Elapsed Time	Lap Time	Lap Speed
1	1:37.278	1:37.278	77.715
2	3:08.118	1:30.840	83.223
3	4:38.980	1:30.862	83.203
4	6:09.684	1:30.704	83.348
5	7:39.573	1:29.889	84.104

2 119 Kris DUNCAN

Total Time **7:40.305** Avg Speed **82.119** Behind **0.732**
Best Time **1:30.711** Best Speed **83.342** On **4** Gp **a**

Lap	Elapsed Time	Lap Time	Lap Speed
1	1:36.329	1:36.329	78.481
2	3:07.366	1:31.037	83.043
3	4:38.806	1:31.440	82.677
4	6:09.517	1:30.711	83.342
5	7:40.305	1:30.788	83.271

3 75 Kevin FITZPATRICK

Total Time **7:42.025** Avg Speed **81.814** Behind **2.452**
Best Time **1:30.529** Best Speed **83.509** On **5** Gp **c**

Lap	Elapsed Time	Lap Time	Lap Speed
1	1:37.719	1:37.719	77.365
2	3:08.775	1:31.056	83.026
3	4:40.529	1:31.754	82.394
4	6:11.496	1:30.967	83.107
5	7:42.025	1:30.529	83.509

4 24 Graham KENNEDY

Total Time **7:43.983** Avg Speed **81.469** Behind **4.410**
Best Time **1:30.670** Best Speed **83.379** On **3** Gp **a**

Lap	Elapsed Time	Lap Time	Lap Speed
1	1:37.660	1:37.660	77.411
2	3:09.321	1:31.661	82.478
3	4:39.991	1:30.670	83.379
4	6:11.979	1:31.988	82.185
5	7:43.983	1:32.004	82.170

Race Classification

5 60 Darren COOPER

Total Time **7:44.141** Avg Speed **81.441** Behind **4.568**
Best Time **1:31.066** Best Speed **83.017** On **3** Gp **a**

Lap	Elapsed Time	Lap Time	Lap Speed
1	1:37.935	1:37.935	77.194
2	3:10.284	1:32.349	81.863
3	4:41.350	1:31.066	83.017
4	6:12.538	1:31.188	82.906
5	7:44.141	1:31.603	82.530

6 11 Dominic HERBERTSON

Total Time **7:44.256** Avg Speed **81.421** Behind **4.683**
Best Time **1:30.271** Best Speed **83.748** On **3** Gp **a**

Lap	Elapsed Time	Lap Time	Lap Speed
1	1:39.046	1:39.046	76.328
2	3:11.282	1:32.236	81.964
3	4:41.553	1:30.271	83.748
4	6:12.688	1:31.135	82.954
5	7:44.256	1:31.568	82.562

7 93 Paul CRANSTON

Total Time **7:45.457** Avg Speed **81.211** Behind **5.884**
Best Time **1:31.250** Best Speed **82.849** On **5** Gp **b**

Lap	Elapsed Time	Lap Time	Lap Speed
1	1:38.603	1:38.603	76.671
2	3:11.288	1:32.685	81.567
3	4:42.566	1:31.278	82.824
4	6:14.207	1:31.641	82.496
5	7:45.457	1:31.250	82.849

8 68 Gareth EVANS

Total Time **7:45.770** Avg Speed **81.156** Behind **6.197**
Best Time **1:31.582** Best Speed **82.549** On **4** Gp **a**

Lap	Elapsed Time	Lap Time	Lap Speed
1	1:38.098	1:38.098	77.066
2	3:10.469	1:32.371	81.844
3	4:42.482	1:32.013	82.162
4	6:14.064	1:31.582	82.549
5	7:45.770	1:31.706	82.437


KDM HIRE COOKSTOWN 100

SUPERSPORT

Race 4 - Mid Ulster District Council Supersport B

Saturday, 28 April 2018

DETAILED RESULT



Race Classification

9 42 Richard CHARLTON

Total Time **7:46.186** Avg Speed **81.084** Behind **6.613**

Best Time **1:31.492** Best Speed **82.630** On **5** Gp **a**

Lap	Elapsed Time	Lap Time	Lap Speed
1	1:38.824	1:38.824	76.500
2	3:11.038	1:32.214	81.983
3	4:42.926	1:31.888	82.274
4	6:14.694	1:31.768	82.382
5	7:46.186	1:31.492	82.630

Race Classification

13 23 Michal DOKOUPIL

Total Time **8:02.646** Avg Speed **78.318** Behind **23.073**

Best Time **1:34.297** Best Speed **80.172** On **4** Gp **a**

Lap	Elapsed Time	Lap Time	Lap Speed
1	1:40.853	1:40.853	74.961
2	3:16.073	1:35.220	79.395
3	4:53.153	1:37.080	77.874
4	6:27.450	1:34.297	80.172
5	8:02.646	1:35.196	79.415

10 88 Forest DUNN

Total Time **7:49.346** Avg Speed **80.538** Behind **9.773**

Best Time **1:31.679** Best Speed **82.462** On **4** Gp **b**

Lap	Elapsed Time	Lap Time	Lap Speed
1	1:38.216	1:38.216	76.973
2	3:11.180	1:32.964	81.322
3	4:43.789	1:32.609	81.634
4	6:15.468	1:31.679	82.462
5	7:49.346	1:33.878	80.530

14 66 Alan JOHNSTON

Total Time **8:04.396** Avg Speed **78.035** Behind **24.823**

Best Time **1:35.454** Best Speed **79.200** On **2** Gp **b**

Lap	Elapsed Time	Lap Time	Lap Speed
1	1:41.814	1:41.814	74.253
2	3:17.268	1:35.454	79.200
3	4:53.074	1:35.806	78.909
4	6:28.883	1:35.809	78.907
5	8:04.396	1:35.513	79.152

11 54 Sam JOHNSON

Total Time **7:51.415** Avg Speed **80.184** Behind **11.842**

Best Time **1:32.272** Best Speed **81.932** On **4** Gp **b**

Lap	Elapsed Time	Lap Time	Lap Speed
1	1:38.112	1:38.112	77.055
2	3:12.753	1:34.641	79.881
3	4:45.600	1:32.847	81.424
4	6:17.872	1:32.272	81.932
5	7:51.415	1:33.543	80.818

15 99 Paul FALLON

Total Time **8:15.830** Avg Speed **76.236** Behind **36.257**

Best Time **1:37.241** Best Speed **77.745** On **4** Gp **c**

Lap	Elapsed Time	Lap Time	Lap Speed
1	1:43.321	1:43.321	73.170
2	3:22.606	1:39.285	76.144
3	5:00.201	1:37.595	77.463
4	6:37.442	1:37.241	77.745
5	8:15.830	1:38.388	76.839

12 26 Dennis BOOTH

Total Time **8:02.127** Avg Speed **78.403** Behind **22.554**

Best Time **1:34.834** Best Speed **79.718** On **2** Gp **b**

Lap	Elapsed Time	Lap Time	Lap Speed
1	1:41.267	1:41.267	74.654
2	3:16.101	1:34.834	79.718
3	4:51.528	1:35.427	79.223
4	6:27.014	1:35.486	79.174
5	8:02.127	1:35.113	79.484

16 43 Stephen DEGNAN

Total Time **8:15.843** Avg Speed **76.234** Behind **36.270**

Best Time **1:37.530** Best Speed **77.515** On **5** Gp **b**

Lap	Elapsed Time	Lap Time	Lap Speed
1	1:43.172	1:43.172	73.276
2	3:22.117	1:38.945	76.406
3	5:00.596	1:38.479	76.768
4	6:38.313	1:37.717	77.366
5	8:15.843	1:37.530	77.515


KDM HIRE COOKSTOWN 100

SUPERSPORT

Race 4 - Mid Ulster District Council Supersport B

Saturday, 28 April 2018

DETAILED RESULT



Race Classification

17 155 Morgan GOVIGNON

Total Time **8:16.274** Avg Speed **76.168** Behind **36.701**

Best Time **1:37.428** Best Speed **77.596** On **4** Gp **b**

Lap	Elapsed Time	Lap Time	Lap Speed
1	1:44.721	1:44.721	72.192
2	3:22.491	1:37.770	77.324
3	5:01.248	1:38.757	76.552
4	6:38.676	1:37.428	77.596
5	8:16.274	1:37.598	77.461

18 92 Noel CARROLL

Total Time **8:16.433** Avg Speed **76.143** Behind **36.860**

Best Time **1:37.313** Best Speed **77.687** On **2** Gp **c**

Lap	Elapsed Time	Lap Time	Lap Speed
1	1:45.512	1:45.512	71.651
2	3:22.825	1:37.313	77.687
3	5:00.376	1:37.551	77.498
4	6:38.051	1:37.675	77.400
5	8:16.433	1:38.382	76.843

19 170 Paul MACKEY

Total Time **8:27.683** Avg Speed **74.456** Behind **48.110**

Best Time **1:36.218** Best Speed **78.572** On **3** Gp **b**

Lap	Elapsed Time	Lap Time	Lap Speed
1	1:43.369	1:43.369	73.136
2	3:36.980	1:53.611	66.543
3	5:13.198	1:36.218	78.572
4	6:50.431	1:37.233	77.751
5	8:27.683	1:37.252	77.736

KDM HIRE COOKSTOWN 100

SUPERSPORT

Race 4 - Mid Ulster District Council Supersport B

LAP CHART



1					3					5				
No	Name	Gp	Time of Day	Lap Time	No	Name	Gp	Time of Day	Lap Time	No	Name	Gp	Time of Day	Lap Time
119	Kris DUNCAN	a	14:08:13.996	1:36.329	119	Kris DUNCAN	a	14:11:16.473	1:31.440	34	Daniel METTAM	a	14:14:17.240	1:29.889
34	Daniel METTAM	a	14:08:14.945	1:37.278	34	Daniel METTAM	a	14:11:16.647	1:30.862	119	Kris DUNCAN	a	14:14:17.972	1:30.788
24	Graham KENNEDY	a	14:08:15.327	1:37.660	24	Graham KENNEDY	a	14:11:17.658	1:30.670	75	Kevin FITZPATRICK	c	14:14:19.692	1:30.529
75	Kevin FITZPATRICK	c	14:08:15.386	1:37.719	75	Kevin FITZPATRICK	c	14:11:18.196	1:31.754	24	Graham KENNEDY	a	14:14:21.650	1:32.004
60	Darren COOPER	a	14:08:15.602	1:37.935	60	Darren COOPER	a	14:11:19.017	1:31.066	60	Darren COOPER	a	14:14:21.808	1:31.603
68	Gareth EVANS	a	14:08:15.765	1:38.098	11	Dominic HERBERTSON	a	14:11:19.220	1:30.271	11	Dominic HERBERTSON	a	14:14:21.923	1:31.568
54	Sam JOHNSON	b	14:08:15.779	1:38.112	68	Gareth EVANS	a	14:11:20.149	1:32.013	93	Paul CRANSTON	b	14:14:23.124	1:31.250
88	Forest DUNN	b	14:08:15.883	1:38.216	93	Paul CRANSTON	b	14:11:20.233	1:31.278	68	Gareth EVANS	a	14:14:23.437	1:31.706
93	Paul CRANSTON	b	14:08:16.270	1:38.603	42	Richard CHARLTON	a	14:11:20.593	1:31.888	42	Richard CHARLTON	a	14:14:23.853	1:31.492
42	Richard CHARLTON	a	14:08:16.491	1:38.824	88	Forest DUNN	b	14:11:21.456	1:32.609	88	Forest DUNN	b	14:14:27.013	1:33.878
11	Dominic HERBERTSON	a	14:08:16.713	1:39.046	54	Sam JOHNSON	b	14:11:23.267	1:32.847	54	Sam JOHNSON	b	14:14:29.082	1:33.543
23	Michal DOKOUPIL	a	14:08:18.520	1:40.853	26	Dennis BOOTH	b	14:11:29.195	1:35.427	26	Dennis BOOTH	b	14:14:39.794	1:35.113
26	Dennis BOOTH	b	14:08:18.934	1:41.267	66	Alan JOHNSTON	b	14:11:30.741	1:35.806	23	Michal DOKOUPIL	a	14:14:40.313	1:35.196
66	Alan JOHNSTON	b	14:08:19.481	1:41.814	23	Michal DOKOUPIL	a	14:11:30.820	1:37.080	66	Alan JOHNSTON	b	14:14:42.063	1:35.513
43	Stephen DEGNAN	b	14:08:20.839	1:43.172	99	Paul FALLON	c	14:11:37.868	1:37.595	99	Paul FALLON	c	14:14:53.497	1:38.388
99	Paul FALLON	c	14:08:20.988	1:43.321	92	Noel CARROLL	c	14:11:38.043	1:37.551	43	Stephen DEGNAN	b	14:14:53.510	1:37.530
170	Paul MACKEY	b	14:08:21.036	1:43.369	43	Stephen DEGNAN	b	14:11:38.263	1:38.479	155	Morgan GOVIGNON	b	14:14:53.941	1:37.598
155	Morgan GOVIGNON	b	14:08:22.388	1:44.721	155	Morgan GOVIGNON	b	14:11:38.915	1:38.757	92	Noel CARROLL	c	14:14:54.100	1:38.382
92	Noel CARROLL	c	14:08:23.179	1:45.512	170	Paul MACKEY	b	14:11:50.865	1:36.218	170	Paul MACKEY	b	14:15:05.350	1:37.252

2					4				
No	Name	Gp	Time of Day	Lap Time	No	Name	Gp	Time of Day	Lap Time
119	Kris DUNCAN	a	14:09:45.033	1:31.037	119	Kris DUNCAN	a	14:12:47.184	1:30.711
34	Daniel METTAM	a	14:09:45.785	1:30.840	34	Daniel METTAM	a	14:12:47.351	1:30.704
75	Kevin FITZPATRICK	c	14:09:46.442	1:31.056	75	Kevin FITZPATRICK	c	14:12:49.163	1:30.967
24	Graham KENNEDY	a	14:09:46.988	1:31.661	24	Graham KENNEDY	a	14:12:49.646	1:31.988
60	Darren COOPER	a	14:09:47.951	1:32.349	60	Darren COOPER	a	14:12:50.205	1:31.188
68	Gareth EVANS	a	14:09:48.136	1:32.371	11	Dominic HERBERTSON	a	14:12:50.355	1:31.135
42	Richard CHARLTON	a	14:09:48.705	1:32.214	68	Gareth EVANS	a	14:12:51.731	1:31.582
88	Forest DUNN	b	14:09:48.847	1:32.964	93	Paul CRANSTON	b	14:12:51.874	1:31.641
11	Dominic HERBERTSON	a	14:09:48.949	1:32.236	42	Richard CHARLTON	a	14:12:52.361	1:31.768
93	Paul CRANSTON	b	14:09:48.955	1:32.685	88	Forest DUNN	b	14:12:53.135	1:31.679
54	Sam JOHNSON	b	14:09:50.420	1:34.641	54	Sam JOHNSON	b	14:12:55.539	1:32.272
23	Michal DOKOUPIL	a	14:09:53.740	1:35.220	26	Dennis BOOTH	b	14:13:04.681	1:35.486
26	Dennis BOOTH	b	14:09:53.768	1:34.834	23	Michal DOKOUPIL	a	14:13:05.117	1:34.297
66	Alan JOHNSTON	b	14:09:54.935	1:35.454	66	Alan JOHNSTON	b	14:13:06.550	1:35.809
43	Stephen DEGNAN	b	14:09:59.784	1:38.945	99	Paul FALLON	c	14:13:15.109	1:37.241
155	Morgan GOVIGNON	b	14:10:00.158	1:37.770	92	Noel CARROLL	c	14:13:15.718	1:37.675
99	Paul FALLON	c	14:10:00.273	1:39.285	43	Stephen DEGNAN	b	14:13:15.980	1:37.717
92	Noel CARROLL	c	14:10:00.492	1:37.313	155	Morgan GOVIGNON	b	14:13:16.343	1:37.428
170	Paul MACKEY	b	14:10:14.647	1:53.611	170	Paul MACKEY	b	14:13:28.098	1:37.233