



**COOKSTOWN 100**

**Friday 27<sup>th</sup> & Saturday 28<sup>th</sup> April 2018**

**promoted by Cookstown & District MCC**  
**[www.cookstown100.com](http://www.cookstown100.com)**



**OPEN B**  
**&**  
**KDM HIRE**  
**COOKSTOWN 100 B**



Comhairle Ceantair  
**Lár Uladh**  
**Mid Ulster**  
District Council

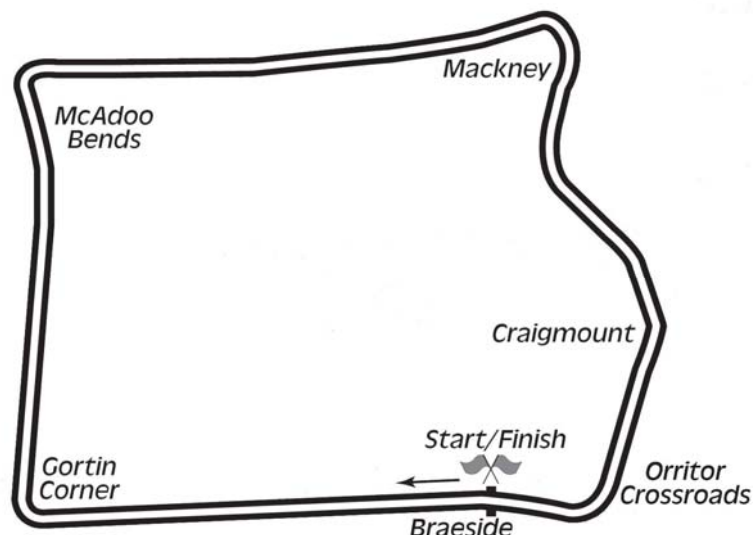


**2&4**  
WHEEL MOTORSPORT  
STEERING GROUP LTD.

**BBC SPORT NI**

**NI sport**  
Northern Ireland

# Orritor Circuit 2.1 miles



## LAP RECORDS

Class	Rider	Machine	m s	mph	Year
125cc	William Dunlop	Honda	1 34.755	79.785	2010
Moto 3	Sam Wilson	Honda 250	1 36.741	78.147	2017
250cc	William Dunlop	Honda	1 29.658	84.320	2009
Lightweight Supersport	Darryl Tweed	Kawasaki 400	1 34.604	79.912	2016
Supertwin	James Cowton	Kawasaki	1 29.657	84.321	2015
Supersport	Michael Dunlop	Yamaha	1 24.783	89.169	2011
Superbike	Michael Dunlop	Honda	1 22.641	91.480	2013
Senior Support	Gary Robinson	Yamaha 600	1 29.956	84.041	2007
Junior Support	Joseph Loughlin	Kawasaki 650	1 30.965	83.109	2017
Classic 1000cc	Wattie Brown	Norton 920	1 40.273	75.394	2006
Classic 500cc	Neill McWhirter	Norton	1 41.491	74.489	2010
Classic 350cc	Paul Coward	Honda	1 43.421	73.099	2004
Classic 250cc	Geoff McMullan	Suzuki	1 47.294	70.461	2006
Forgotten Era	Anthony McColgan	Bimota 750	1 37.178	77.795	2016

## MOST WINS at COOKSTOWN 100

Ryan Farquhar	26	1996-12 (400-1, 450-2, STWN-4, SSP-5, SBK-13, SJUN-1)
Ray McCullough	14	1967-79 (250-8, 350-3, 500-3)
William Dunlop	14	2006-17 (125-3, 250-5, SSP-5, SBK B-1)
Joey Dunlop	11	1977-98 (125-1, 250-4, 350-2, 500-2, SSP-1, SBK-1)
Robert Dunlop	11	1985-08 (125-7, 250-1, 250 B-1, 350-1, SBK-1)
Phillip McCallen	10	1987-96 (250-3, 350-1, SSP-2, SBK-4)
Michael Dunlop	9	2006-15 (125-1, 250-1, STWN-2, STWN B-1, SSP-1, SBK-2, SJUN-1)
Barry Davidson	9	2007-17 (250-1, C350-5, C500-3)
Courtney Junk	8	1974-83 (200-2, 250-4, 350-1, 500-1)
Mervyn Elwood	8	1987-97 (C500-5, C1000-3)

## MOST WINS AT ALL IRISH ROAD RACE MEETINGS (after East Coast Races 2017)

Ryan Farquhar	211	1995-16
Joey Dunlop	156	1971-00
Robert Dunlop	135	1980-08
William Dunlop	119	2005-17
Ray McCullough	109	1960-82
Phillip McCallen	109	1987-99
Michael Dunlop	101	2006-17
Brian Reid	78	1980-94
Darran Lindsay	74	1999-06
James Courtney	66	1992-99

**KDM HIRE COOKSTOWN 100**
**Sorted on best lap time**
**SUPERBIKE**
**Orritor 2.100 miles**
**Superbike Group A Qualifying**
**27/04/2018 13:06**
**Practice started at 13:02:19**

Pos	Class	No.	Name	T	Machine	Team/Sponsor	Best Tm	Diff	Gap	Best Speed	In Lap	Laps	2nd Best
1	SBKR	3	Michael DUNLOP		BMW	Tyco BMW Motorrad	1:25.719			88.195	5	6	1:27.746
2	SBKR	5	Thomas MAXWELL		Kawasaki		1:28.803	3.084	3.084	85.132	6	7	1:29.092
3	SBKR	47	Alistair KIRK		BMW	AKR / McCurry Motorsport	1:29.027	3.308	0.224	84.918	5	6	1:30.659
4	SBKR	22	Paul JORDAN		Yamaha 600	Paul Jordan Racing	1:29.691	3.972	0.664	84.289	5	6	1:30.605
5	SBKR	24	Graham KENNEDY		BMW	T D Racing	1:30.177	4.458	0.486	83.835	5	6	1:30.586
6	SBKR	14	Daniel COOPER		BMW	Dan Cooper Motorsport	1:30.182	4.463	0.005	83.830	5	6	1:32.386
7	SBKR	27	Joseph LOUGHLIN		Kawasaki 600	G2-Tech	1:31.171	5.452	0.989	82.921	4	6	1:31.764
8	SBKR	10	James CHAWKE		Kawasaki 600		1:31.962	6.243	0.791	82.208	4	6	1:32.451
9	SBKR	29	Adam LYON		Honda		1:32.754	7.035	0.792	81.506	4	6	1:33.081
10	SBKR	38	Paul WILLIAMS		BMW		1:32.776	7.057	0.022	81.487	4	6	1:33.230
11	SBKR	7	Vassilios TAKOS		Yamaha		1:34.022	8.303	1.246	80.407	5	6	1:34.939
12	SBKR	11	Dominic HERBERTSON		Kawasaki 600	WH Racing	1:34.937	9.218	0.915	79.632	3	6	1:36.389
13	SBKR	42	Richard CHARLTON		BMW		1:36.025	10.306	1.088	78.729	5	6	1:36.188
14	SBKR	26	Dennis BOOTH		Suzuki 600		1:36.214	10.495	0.189	78.575	3	6	1:36.557
15	SBKR	23	Michal DOKOUPIL		Yamaha 600	DAS Trans Racing	1:36.421	10.702	0.207	78.406	5	6	1:37.950
16	SBKR	43	Stephen DEGNAN		Kawasaki		1:39.349	13.630	2.928	76.095	4	6	1:39.457

**Announcements**

Weather: Sunny / Track: Dry

Promoted by Cookstown and District Motor Cycle Club

Orbits

 Provisional result to be confirmed by the Stewards of the Meeting subject to the completion of technical inspections and the time limit for protests  
 MCUI (Ulster Centre) Timing & [www.elaps-timing.com](http://www.elaps-timing.com)



# KDM HIRE COOKSTOWN 100

## SUPERBIKE

Orritor 2.100 miles

### Superbike Group A Qualifying

27/04/2018 13:06

Practice started at 13:02:19

#### (3) Michael DUNLOP

1	<b>3:05.341</b>	+1:39.622
2	<b>1:42.114</b>	+16.395
3	<b>1:27.746</b>	+2.027
4	<b>1:40.997</b>	+15.278
5	<b>1:25.719</b>	
6	<b>2:25.983</b>	+1:00.264

#### (27) Joseph LOUGHLIN

1	<b>2:07.323</b>	+36.152
2	<b>1:32.959</b>	+1.788
3	<b>1:31.764</b>	+0.593
4	<b>1:31.171</b>	
5	<b>1:32.526</b>	+1.355
6	<b>1:59.363</b>	+28.192

#### (42) Richard CHARLTON

1	<b>2:43.355</b>	+1:07.330
2	<b>1:38.361</b>	+2.336
3	<b>1:36.188</b>	+0.163
4	<b>1:36.710</b>	+0.685
5	<b>1:36.025</b>	
6	<b>2:03.468</b>	+27.443

#### (5) Thomas MAXWELL

1	<b>1:59.040</b>	+30.237
2	<b>1:32.666</b>	+3.863
3	<b>1:30.928</b>	+2.125
4	<b>1:29.092</b>	+0.289
5	<b>1:29.157</b>	+0.354
6	<b>1:28.803</b>	
7	<b>2:11.671</b>	+42.868

#### (10) James CHAWKE

1	<b>2:07.059</b>	+35.097
2	<b>1:35.057</b>	+3.095
3	<b>1:32.604</b>	+0.642
4	<b>1:31.962</b>	
5	<b>1:32.451</b>	+0.489
6	<b>1:59.342</b>	+27.380

#### (26) Dennis BOOTH

1	<b>2:32.233</b>	+56.019
2	<b>1:37.415</b>	+1.201
3	<b>1:36.214</b>	
4	<b>1:36.738</b>	+0.524
5	<b>1:36.557</b>	+0.343
6	<b>2:10.285</b>	+34.071

#### (47) Alistair KIRK

1	<b>2:22.707</b>	+53.680
2	<b>1:32.837</b>	+3.810
3	<b>1:32.988</b>	+3.961
4	<b>1:30.659</b>	+1.632
5	<b>1:29.027</b>	
6	<b>1:52.638</b>	+23.611

#### (29) Adam LYON

1	<b>2:24.047</b>	+51.293
2	<b>1:34.218</b>	+1.464
3	<b>1:33.269</b>	+0.515
4	<b>1:32.754</b>	
5	<b>1:33.081</b>	+0.327
6	<b>1:47.825</b>	+15.071

#### (23) Michal DOKOUPIL

1	<b>2:37.223</b>	+1:00.802
2	<b>1:40.456</b>	+4.035
3	<b>1:38.195</b>	+1.774
4	<b>1:37.950</b>	+1.529
5	<b>1:36.421</b>	
6	<b>2:00.069</b>	+23.648

#### (22) Paul JORDAN

1	<b>2:00.088</b>	+30.397
2	<b>1:32.250</b>	+2.559
3	<b>1:30.642</b>	+0.951
4	<b>1:30.605</b>	+0.914
5	<b>1:29.691</b>	
6	<b>2:05.387</b>	+35.696

#### (38) Paul WILLIAMS

1	<b>2:24.332</b>	+51.556
2	<b>1:34.082</b>	+1.306
3	<b>1:33.289</b>	+0.513
4	<b>1:32.776</b>	
5	<b>1:33.230</b>	+0.454
6	<b>2:00.589</b>	+27.813

#### (43) Stephen DEGNAN

1	<b>2:44.493</b>	+1:05.144
2	<b>1:40.639</b>	+1.290
3	<b>1:39.555</b>	+0.206
4	<b>1:39.349</b>	
5	<b>1:39.457</b>	+0.108
6	<b>2:11.442</b>	+32.093

#### (24) Graham KENNEDY

1	<b>2:08.463</b>	+38.286
2	<b>1:33.982</b>	+3.805
3	<b>1:30.611</b>	+0.434
4	<b>1:30.586</b>	+0.409
5	<b>1:30.177</b>	
6	<b>1:58.182</b>	+28.005

#### (7) Vassilios TAKOS

1	<b>2:37.555</b>	+1:03.533
2	<b>1:54.250</b>	+20.228
3	<b>1:34.939</b>	+0.917
4	<b>1:35.395</b>	+1.373
5	<b>1:34.022</b>	
6	<b>2:12.379</b>	+38.357

#### (14) Daniel COOPER

1	<b>2:20.694</b>	+50.512
2	<b>1:34.616</b>	+4.434
3	<b>1:32.990</b>	+2.808
4	<b>1:32.386</b>	+2.204
5	<b>1:30.182</b>	
6	<b>1:49.217</b>	+19.035

#### (11) Dominic HERBERTSON

1	<b>2:14.347</b>	+39.410
2	<b>1:36.389</b>	+1.452
3	<b>1:34.937</b>	
4	<b>1:36.505</b>	+1.568
5	<b>1:38.943</b>	+4.006
6	<b>2:02.987</b>	+28.050

Promoted by Cookstown and District Motor Cycle Club

Orbits

Provisional result to be confirmed by the Stewards of the Meeting subject to the completion of technical inspections and the time limit for protests  
MCUI (Ulster Centre) Timing & www.elaps-timing.com




# KDM HIRE COOKSTOWN 100

Sorted on best lap time

## SUPERBIKE

Orritor 2.100 miles

### Superbike Group B Qualifying

27/04/2018 13:24

Practice started at 13:14:49

Pos	Class	No.	Name	T	Machine	Team/Sponsor	Best Tm	Diff	Gap	Best Speed	In Lap	Laps	2nd Best
1	SBKR	86	Derek McGEE		Kawasaki	McGee Racing	1:25.471			88.451	3	6	1:26.085
2	SBKR	65	Michael SWEENEY		BMW	MJR Racing	1:25.666	0.195	0.195	88.250	3	6	1:27.032
3	SBKR	52	James COWTON		Kawasaki	McAdoo Kawasaki Racing	1:27.650	2.179	1.984	86.252	4	5	1:28.394
4	SBKR	6	William DUNLOP		Yamaha	Temple Golf Club	1:27.953	2.482	0.303	85.955	4	4	1:30.504
5	SBKR	56	Adam McLEAN		Kawasaki	McAdoo Kawasaki Racing	1:27.989	2.518	0.036	85.920	5	5	1:29.298
6	SBKR	97	Seamus ELLIOTT		Kawasaki		1:29.857	4.386	1.868	84.134	4	6	1:30.841
7	SBKR	82	Derek SHEILS		Suzuki	Cookstown BE Racing	1:30.136	4.665	0.279	83.873	4	4	1:30.708
8	SBKR	75	Kevin FITZPATRICK		Suzuki	Mongey Transport Racing	1:30.479	5.008	0.343	83.555	5	6	1:30.649
9	SBKR	74	Davey TODD		Suzuki	Cookstown BE Racing	1:31.468	5.997	0.989	82.652	5	5	1:32.069
10	SBKR	96	Andy FARRELL		Kawasaki 600		1:31.783	6.312	0.315	82.368	5	6	1:32.365
11	SBKR	68	Gareth EVANS		Yamaha 600	Joe Evans Garage	1:31.966	6.495	0.183	82.204	2	6	1:33.267
12	SBKR	63	Tom ROBINSON		Kawasaki 600		1:32.514	7.043	0.548	81.717	3	6	1:33.096
13	SBKR	59	Darryl TWEED		Honda	M & D Racing	1:32.918	7.447	0.404	81.362	3	6	1:33.035
14	SBKR	60	Darren COOPER		BMW	NW Racing	1:32.950	7.479	0.032	81.334	4	6	1:34.648
15	SBKR	28	Paul GARTLAND		Kawasaki	North West Gas	1:33.217	7.746	0.267	81.101	4	5	1:37.388
16	SBKR	64	Stephen McKNIGHT		BMW	McKnight Racing	1:33.634	8.163	0.417	80.740	4	6	1:34.074
17	SBKR	51	Marc IRONSIDE		Kawasaki 600		1:33.723	8.252	0.089	80.663	4	6	1:33.856
18	SBKR	119	Kris DUNCAN		Kawasaki		1:33.749	8.278	0.026	80.641	5	6	1:34.586
19	SBKR	78	Dean CAMPBELL		Kawasaki 600	AMK/DC Racing	1:33.842	8.371	0.093	80.561	5	5	1:33.901
20	SBKR	88	Forest DUNN		Honda	Forest Dunn Racing	1:34.178	8.707	0.336	80.274	4	6	1:34.470
21	SBKR	115	Damian HORAN		Suzuki 750	Horan Wood Flooring	1:34.292	8.821	0.114	80.176	4	6	1:34.384
22	SBKR	71	Davy MORGAN		BMW	DM71	1:34.296	8.825	0.004	80.173	4	6	1:34.735
23	SBKR	54	Sam JOHNSON		Kawasaki	JK Construction/Colin Dunlop	1:34.994	9.523	0.698	79.584	5	6	1:35.320
24	SBKR	92	Noel CARROLL		Suzuki		1:36.330	10.859	1.336	78.480	4	5	1:36.638
25	SBKR	170	Paul MACKEY		Kawasaki 600		1:37.465	11.994	1.135	77.566	4	6	1:38.406
26	SBKR	66	Alan JOHNSTON		Kawasaki 600	BES Contracts	1:37.968	12.497	0.503	77.168	5	6	1:38.155
27	SBKR	81	Owen GRAVES		Yamaha 600		1:40.053	14.582	2.085	75.560	4	5	1:42.644

### Announcements

Weather: Sunny / Track: Dry

Promoted by Cookstown and District Motor Cycle Club

Orbits

Provisional result to be confirmed by the Stewards of the Meeting subject to the completion of technical inspections and the time limit for protests  
MCUI (Ulster Centre) Timing & www.elaps-timing.com




# KDM HIRE COOKSTOWN 100

## SUPERBIKE

### Superbike Group B Qualifying

Practice started at 13:14:49

Orritor 2.100 miles

27/04/2018 13:24

<b>(86) Derek McGEE</b>			4	<b>1:30.136</b>		<b>(60) Darren COOPER</b>			3	<b>1:34.890</b>	+0.712
1	<b>2:00.154</b>	+34.683	<b>(75) Kevin FITZPATRICK</b>			1	<b>2:31.624</b>	+58.674	4	<b>1:34.178</b>	
2	<b>1:26.610</b>	+1.139	1	<b>2:29.190</b>	+58.711	2	<b>1:35.799</b>	+2.849	5	<b>1:34.470</b>	+0.292
3	<b>1:25.471</b>		2	<b>1:33.029</b>	+2.550	3	<b>1:35.982</b>	+3.032	6	<b>1:57.988</b>	+23.810
4	<b>1:26.110</b>	+0.639	3	<b>1:31.821</b>	+1.342	4	<b>1:32.950</b>		<b>(115) Damian HORAN</b>		
5	<b>1:26.085</b>	+0.614	4	<b>1:30.649</b>	+0.170	5	<b>1:34.648</b>	+1.698	1	<b>2:46.056</b>	+1:11.764
6	<b>1:59.310</b>	+33.839	5	<b>1:30.479</b>		6	<b>1:57.967</b>	+25.017	2	<b>1:37.820</b>	+3.328
<b>(65) Michael SWEENEY</b>			6	<b>1:51.782</b>	+21.303	<b>(28) Paul GARTLAND</b>			3	<b>1:34.909</b>	+0.617
1	<b>2:00.695</b>	+35.029	<b>(74) Davey TODD</b>			1	<b>3:08.891</b>	+1:35.674	4	<b>1:34.292</b>	
2	<b>1:27.032</b>	+1.366	1	<b>2:33.647</b>	+1:02.179	2	<b>1:42.872</b>	+9.655	5	<b>1:34.384</b>	+0.092
3	<b>1:25.866</b>		2	<b>1:32.069</b>	+0.601	3	<b>1:37.388</b>	+4.171	6	<b>2:02.036</b>	+27.744
4	<b>1:27.153</b>	+1.487	3	<b>1:33.644</b>	+2.176	4	<b>1:33.217</b>		<b>(71) Davy MORGAN</b>		
5	<b>1:27.732</b>	+2.066	4	<b>1:34.166</b>	+2.698	5	<b>1:58.764</b>	+25.547	1	<b>2:28.959</b>	+54.663
6	<b>2:03.668</b>	+38.002	5	<b>1:31.468</b>		<b>(64) Stephen McKNIGHT</b>			2	<b>1:34.735</b>	+0.439
<b>(52) James COWTON</b>			<b>(96) Andy FARRELL</b>			1	<b>2:28.781</b>	+55.147	3	<b>1:35.400</b>	+1.104
1	<b>2:59.845</b>	+1:32.195	1	<b>2:28.038</b>	+56.255	2	<b>1:36.591</b>	+2.957	4	<b>1:34.296</b>	
2	<b>1:29.790</b>	+2.140	2	<b>1:33.261</b>	+1.478	3	<b>1:40.051</b>	+6.417	5	<b>1:35.020</b>	+0.724
3	<b>1:29.033</b>	+1.383	3	<b>1:32.365</b>	+0.582	4	<b>1:33.634</b>		6	<b>2:25.788</b>	+51.492
4	<b>1:27.650</b>		4	<b>1:32.432</b>	+0.649	5	<b>1:34.074</b>	+0.440	<b>(54) Sam JOHNSON</b>		
5	<b>1:28.394</b>	+0.744	5	<b>1:31.783</b>		6	<b>1:57.349</b>	+23.715	1	<b>2:14.856</b>	+39.862
<b>(6) William DUNLOP</b>			<b>(68) Gareth EVANS</b>			<b>(51) Marc IRONSIDE</b>			2	<b>1:37.146</b>	+2.152
1	<b>3:05.732</b>	+1:37.779	1	<b>2:40.858</b>	+1:08.892	1	<b>2:53.379</b>	+1:19.656	3	<b>1:35.392</b>	+0.398
2	<b>1:30.504</b>	+2.551	2	<b>1:31.966</b>		2	<b>1:36.155</b>	+2.432	4	<b>1:35.320</b>	+0.326
3	<b>1:47.077</b>	+19.124	3	<b>1:33.267</b>	+1.301	3	<b>1:34.658</b>	+0.935	5	<b>1:34.994</b>	
4	<b>1:27.953</b>		4	<b>1:34.588</b>	+2.622	4	<b>1:33.723</b>		6	<b>2:07.346</b>	+32.352
<b>(56) Adam McLEAN</b>			5	<b>1:36.096</b>	+4.130	5	<b>1:33.856</b>	+0.133	<b>(92) Noel CARROLL</b>		
1	<b>2:23.767</b>	+55.778	6	<b>2:03.867</b>	+31.901	6	<b>1:58.670</b>	+24.947	1	<b>2:57.209</b>	+1:20.879
2	<b>1:30.540</b>	+2.551	<b>(63) Tom ROBINSON</b>			<b>(119) Kris DUNCAN</b>			2	<b>1:37.847</b>	+1.517
3	<b>1:29.330</b>	+1.341	1	<b>2:40.735</b>	+1:08.221	1	<b>2:45.673</b>	+1:11.924	3	<b>1:36.638</b>	+0.308
4	<b>1:29.298</b>	+1.309	2	<b>1:33.096</b>	+0.582	2	<b>1:35.308</b>	+1.559	4	<b>1:36.330</b>	
5	<b>1:27.989</b>		3	<b>1:32.514</b>		3	<b>1:35.428</b>	+1.679	5	<b>2:02.813</b>	+26.483
<b>(97) Seamus ELLIOTT</b>			4	<b>1:33.649</b>	+1.135	4	<b>1:34.586</b>	+0.837	<b>(170) Paul MACKEY</b>		
1	<b>2:31.749</b>	+1:01.892	5	<b>1:33.747</b>	+1.233	5	<b>1:33.749</b>		1	<b>2:23.588</b>	+46.123
2	<b>1:32.962</b>	+3.105	6	<b>1:52.167</b>	+19.653	6	<b>2:03.783</b>	+30.034	2	<b>1:38.406</b>	+0.941
3	<b>1:33.841</b>	+3.984	<b>(59) Darryl TWEED</b>			<b>(78) Dean CAMPBELL</b>			3	<b>1:39.152</b>	+1.687
4	<b>1:29.857</b>		1	<b>2:12.738</b>	+39.820	1	<b>2:53.779</b>	+1:19.937	4	<b>1:37.465</b>	
5	<b>1:30.841</b>	+0.984	2	<b>1:35.579</b>	+2.661	2	<b>1:34.958</b>	+1.116	5	<b>1:39.061</b>	+1.596
6	<b>1:53.426</b>	+23.569	3	<b>1:32.918</b>		3	<b>1:33.901</b>	+0.059	6	<b>2:03.645</b>	+26.180
<b>(82) Derek SHEILS</b>			4	<b>1:33.035</b>	+0.117	4	<b>1:33.967</b>	+0.125	<b>(66) Alan JOHNSTON</b>		
1	<b>3:59.503</b>	+2:29.367	5	<b>1:34.616</b>	+1.698	5	<b>1:33.842</b>		1	<b>2:19.822</b>	+41.854
2	<b>1:35.100</b>	+4.964	6	<b>2:13.537</b>	+40.619	<b>(88) Forest DUNN</b>			2	<b>1:40.488</b>	+2.520
3	<b>1:30.708</b>	+0.572				1	<b>2:46.545</b>	+1:12.367	3	<b>1:38.155</b>	+0.187
						2	<b>1:36.993</b>	+2.815	4	<b>1:39.178</b>	+1.210

Promoted by Cookstown and District Motor Cycle Club

Orbits

Provisional result to be confirmed by the Stewards of the Meeting subject to the completion of technical inspections and the time limit for protests  
MCUI (Ulster Centre) Timing & www.elaps-timing.com



# KDM HIRE COOKSTOWN 100

**SUPERBIKE**

Orritor 2.100 miles

**Superbike Group B Qualifying**

27/04/2018 13:24

**Practice started at 13:14:49**

5	<b>1:37.968</b>	
6	<b>2:03.880</b>	+25.912

(81) Owen GRAVES

1	<b>3:02.215</b>	+1:22.162
2	<b>1:42.644</b>	+2.591
3	<b>1:44.019</b>	+3.966
4	<b>1:40.053</b>	
5	<b>1:54.954</b>	+14.901



MCUI (Ulster Centre)  
www.mcui-uc.org.uk



# KDM HIRE COOKSTOWN 100

Sorted on best lap time

## SUPERBIKE

Orritor 2.100 miles

### Superbike Group C Qualifying

27/04/2018 13:42

Practice started at 13:31:18

Pos	Class	No.	Name	T	Machine	Team/Sponsor	Best Tm	Diff	Gap	Best Speed	In Lap	Laps	2nd Best
1	SBKR	111	Brian McCORMACK		BMW	TAG Racing	1:26.294			87.607	2	6	1:26.592
2	SBKR	126	Mike NORBURY		BMW		1:30.570	4.276	4.276	83.471	5	6	1:30.586
3	SBKR	109	Neil KERNOHAN		Yamaha 600	Logan Racing	1:33.336	7.042	2.766	80.998	4	6	1:33.678
4	SBKR	241	Andrew SELLARS		BMW		1:39.708	13.414	6.372	75.821	3	6	1:40.292
5	SBKR	155	Morgan GOVIGNON		Kawasaki 600		1:40.521	14.227	0.813	75.208	5	6	1:41.774
6	SBKR	99	Paul FALLON		Kawasaki					-	0		

### Announcements

Weather: Sunny / Track: Dry

Promoted by Cookstown and District Motor Cycle Club

Orbits

Provisional result to be confirmed by the Stewards of the Meeting subject to the completion of technical inspections and the time limit for protests  
MCUI (Ulster Centre) Timing & www.elaps-timing.com



Printed: 27/04/2018 13:53:34



# KDM HIRE COOKSTOWN 100

## SUPERBIKE

Orritor 2.100 miles

### Superbike Group C Qualifying

27/04/2018 13:42

Practice started at 13:31:18

#### (111) Brian McCORMACK

1	<b>6:58.419</b>	+5:32.125
2	<b>1:26.294</b>	
3	<b>1:26.592</b>	+0.298
4	<b>1:27.101</b>	+0.807
5	<b>1:35.006</b>	+8.712
6	<b>2:05.383</b>	+39.089

#### (126) Mike NORBURY

1	<b>7:41.714</b>	+6:11.144
2	<b>1:31.835</b>	+1.265
3	<b>1:31.659</b>	+1.089
4	<b>1:30.586</b>	+0.016
5	<b>1:30.570</b>	
6	<b>1:59.561</b>	+28.991

#### (109) Neil KERNOHAN

1	<b>10:19.527</b>	+8:46.191
2	<b>1:35.279</b>	+1.943
3	<b>1:33.879</b>	+0.543
4	<b>1:33.336</b>	
5	<b>1:33.678</b>	+0.342
6	<b>2:02.644</b>	+29.308

#### (241) Andrew SELLARS

1	<b>7:08.205</b>	+5:28.497
2	<b>1:41.637</b>	+1.929
3	<b>1:39.708</b>	
4	<b>1:40.926</b>	+1.218
5	<b>1:40.292</b>	+0.584
6	<b>1:50.775</b>	+11.067

#### (155) Morgan GOVIGNON

1	<b>10:29.569</b>	+8:49.048
2	<b>1:43.435</b>	+2.914
3	<b>1:42.201</b>	+1.680
4	<b>1:41.774</b>	+1.253
5	<b>1:40.521</b>	
6	<b>1:52.797</b>	+12.276

# KDM HIRE COOKSTOWN 100

## SUPERBIKE

Orritor 2.100 miles

## SUPERBIKE COMBINED QUALIFYING

Pos	Class	No.	Name	T	Machine	Team/Sponsor	Overall BestTm	Diff	Gap	R1. Best Tm	R2. Best Tm	2nd Overall Time
1	SBKR	86	Derek McGEE		Kawasaki	McGee Racing	1:25.471				1:25.471	1:26.085
2	SBKR	65	Michael SWEENEY		BMW	MJR Racing	1:25.666	0.195	0.195		1:25.666	1:27.032
3	SBKR	3	Michael DUNLOP		BMW	Tyco BMW Motorrad	1:25.719	0.248	0.053	1:25.719		1:27.746
4	SBKR	111	Brian McCORMACK		BMW	TAG Racing	1:26.294	0.823	0.575			1:26.592
5	SBKR	52	James COWTON		Kawasaki	McAdoo Kawasaki Racing	1:27.650	2.179	1.356		1:27.650	1:28.394
6	SBKR	6	William DUNLOP		Yamaha	Temple Golf Club	1:27.953	2.482	0.303		1:27.953	1:30.504
7	SBKR	56	Adam McLEAN		Kawasaki	McAdoo Kawasaki Racing	1:27.989	2.518	0.036		1:27.989	1:29.298
8	SBKR	5	Thomas MAXWELL		Kawasaki		1:28.803	3.332	0.814	1:28.803		1:29.092
9	SBKR	47	Alistair KIRK		BMW	AKR / McCurry Motorsport	1:29.027	3.556	0.224	1:29.027		1:30.659
10	SBKR	22	Paul JORDAN		Yamaha 600	Paul Jordan Racing	1:29.691	4.220	0.664	1:29.691		1:30.605
11	SBKR	97	Seamus ELLIOTT		Kawasaki		1:29.857	4.386	0.166		1:29.857	1:30.841
12	SBKR	82	Derek SHEILS		Suzuki	Cookstown BE Racing	1:30.136	4.665	0.279		1:30.136	1:30.708
13	SBKR	24	Graham KENNEDY		BMW	T D Racing	1:30.177	4.706	0.041	1:30.177		1:30.586
14	SBKR	14	Daniel COOPER		BMW	Dan Cooper Motorsport	1:30.182	4.711	0.005	1:30.182		1:32.386
15	SBKR	75	Kevin FITZPATRICK		Suzuki	Mongey Transport Racing	1:30.479	5.008	0.297		1:30.479	1:30.649
16	SBKR	126	Mike NORBURY		BMW		1:30.570	5.099	0.091			1:30.586
17	SBKR	27	Joseph LOUGHLIN		Kawasaki 600	G2-Tech	1:31.171	5.700	0.601	1:31.171		1:31.764
18	SBKR	74	Davey TODD		Suzuki	Cookstown BE Racing	1:31.468	5.997	0.297		1:31.468	1:32.069
19	SBKR	96	Andy FARRELL		Kawasaki 600		1:31.783	6.312	0.315		1:31.783	1:32.365
20	SBKR	10	James CHAWKE		Kawasaki 600		1:31.962	6.491	0.179	1:31.962		1:32.451
21	SBKR	68	Gareth EVANS		Yamaha 600	Joe Evans Garage	1:31.966	6.495	0.004		1:31.966	1:33.267
22	SBKR	63	Tom ROBINSON		Kawasaki 600		1:32.514	7.043	0.548		1:32.514	1:33.096
23	SBKR	29	Adam LYON		Honda		1:32.754	7.283	0.240	1:32.754		1:33.081
24	SBKR	38	Paul WILLIAMS		BMW		1:32.776	7.305	0.022	1:32.776		1:33.230
25	SBKR	59	Darryl TWEED		Honda	M & D Racing	1:32.918	7.447	0.142		1:32.918	1:33.035
26	SBKR	60	Darren COOPER		BMW	NW Racing	1:32.950	7.479	0.032		1:32.950	1:34.648
27	SBKR	28	Paul GARTLAND		Kawasaki	North West Gas	1:33.217	7.746	0.267		1:33.217	1:37.388
28	SBKR	109	Neil KERNOHAN		Yamaha 600	Logan Racing	1:33.336	7.865	0.119			1:33.678
29	SBKR	64	Stephen McKNIGHT		BMW	McKnight Racing	1:33.634	8.163	0.298		1:33.634	1:34.074
30	SBKR	51	Marc IRONSIDE		Kawasaki 600		1:33.723	8.252	0.089		1:33.723	1:33.856
31	SBKR	119	Kris DUNCAN		Kawasaki		1:33.749	8.278	0.026		1:33.749	1:34.586
32	SBKR	78	Dean CAMPBELL		Kawasaki 600	AMK/DC Racing	1:33.842	8.371	0.093		1:33.842	1:33.901
33	SBKR	7	Vassilios TAKOS		Yamaha		1:34.022	8.551	0.180	1:34.022		1:34.939
34	SBKR	88	Forest DUNN		Honda	Forest Dunn Racing	1:34.178	8.707	0.156		1:34.178	1:34.470
35	SBKR	115	Damian HORAN		Suzuki 750	Horan Wood Flooring	1:34.292	8.821	0.114		1:34.292	1:34.384
36	SBKR	71	Davy MORGAN		BMW	DM71	1:34.296	8.825	0.004		1:34.296	1:34.735
37	SBKR	11	Dominic HERBERTSON		Kawasaki 600	WH Racing	1:34.937	9.466	0.641	1:34.937		1:36.389
38	SBKR	54	Sam JOHNSON		Kawasaki	JK Construction/Colin Dunlop	1:34.994	9.523	0.057		1:34.994	1:35.320
39	SBKR	42	Richard CHARLTON		BMW		1:36.025	10.554	1.031	1:36.025		1:36.188
40	SBKR	26	Dennis BOOTH		Suzuki 600		1:36.214	10.743	0.189	1:36.214		1:36.557
41	SBKR	92	Noel CARROLL		Suzuki		1:36.330	10.859	0.116		1:36.330	1:36.638
42	SBKR	23	Michal DOKOUPIL		Yamaha 600	DAS Trans Racing	1:36.421	10.950	0.091	1:36.421		1:37.950
43	SBKR	170	Paul MACKEY		Kawasaki 600		1:37.465	11.994	1.044		1:37.465	1:38.406
44	SBKR	66	Alan JOHNSTON		Kawasaki 600	BES Contracts	1:37.968	12.497	0.503		1:37.968	1:38.155
45	SBKR	43	Stephen DEGNAN		Kawasaki		1:39.349	13.878	1.381	1:39.349		1:39.457
46	SBKR	241	Andrew SELLARS		BMW		1:39.708	14.237	0.359			1:40.292
47	SBKR	81	Owen GRAVES		Yamaha 600		1:40.053	14.582	0.345		1:40.053	1:42.644
48	SBKR	155	Morgan GOVIGNON		Kawasaki 600		1:40.521	15.050	0.468			1:41.774
49	SBKR	99	Paul FALLON		Kawasaki							

Short Name

Short Name

R1. SUPERBIKE - Superbike Group A Qualifying

R2. SUPERBIKE - Superbike Group B Qualifying

R3. SUPERBIKE - Superbike Group C Qualifying

Promoted by Cookstown and District Motor Cycle Club

Orbits

Provisional result to be confirmed by the Stewards of the Meeting subject to the completion of technical inspections and the time limit for protests  
 MCUI (Ulster Centre) Timing & www.elaps-timing.com




**KDM HIRE COOKSTOWN 100**

**SUPERBIKE**

Orritor 2.100 miles

R3: The Royal Hotel Open B

27/04/2018 20:20

Race (6 Laps)

**FRIDAY - RACE 3 - OPEN B**

11	155 A		
10	66 A	43 B	241 C
9	92 A	23 B	170 C
8			
7	42 A	26 B	
6	71 A	11 B	54 C
5	7 A	88 B	115 C
4			
3	119 A	78 B	
2	28 A	64 B	51 C
1	38 A	59 B	60 C

POLE POSITION



Promoted by Cookstown and District Motor Cycle Club

Orbits

Provisional result to be confirmed by the Stewards of the Meeting subject to the completion of technical inspections and the time limit for protests  
MCUI (Ulster Centre) Timing & www.elaps-timing.com



**KDM HIRE COOKSTOWN 100**

SUPERBIKE

Orritor 2.100 miles

R13: KDM Hire Cookstown 100 B


28/04/2018 15:30

Race (6 Laps)

**RACE 13 - COOKSTOWN 100 B**

11	99 A		
10	43 A	241 B	155 C
9	23 A	170 B	66 C
8			C
7	42 A	92 B	
6	71 A	11 B	54 C
5	7 A	88 B	115 C
4			C
3	119 A	78 B	
2	109 A	64 B	51 C
1	59 A	60 B	28 C

POLE POSITION



Promoted by Cookstown and District Motor Cycle Club

Orbits

Provisional result to be confirmed by the Stewards of the Meeting subject to the completion of technical inspections and the time limit for protests  
MCUI (Ulster Centre) Timing & www.elaps-timing.com




# KDM HIRE COOKSTOWN 100

## SUPERBIKE

### Race 3 - The Royal Hotel Open B

Saturday, 28 April 2018




Pos	Class	No	Name	Machine / Sponsor	Gp	Lap	Total Time	Behind	Speed	-----Best Lap-----		
										Time	Speed	On
<b>Race Classification</b>												
1	SBKR	38	Paul WILLIAMS	BMW	a	6	9:07.959		82.780	1:29.318	84.641	5
2	SBKR	59	Darryl TWEED	Triumph 675 - M & D Racing	a	6	9:17.066	9.107	81.427	1:31.483	82.638	3
3	SBKR	88	Forest DUNN	Honda - Forest Dunn Racing	b	6	9:19.592	11.633	81.059	1:31.590	82.542	4
4	SBKR	28	Paul GARTLAND	Kawasaki - North West Gas	a	6	9:26.731	18.772	80.038	1:32.106	82.079	4
5	SBKR	51	Marc IRONSIDE	Kawasaki 600	a	6	9:27.415	19.456	79.941	1:32.777	81.486	6
6	SBKR	54	Sam JOHNSON	Kawasaki - JK Construction/Colin Dunlop	b	6	9:28.694	20.735	79.762	1:32.474	81.753	5
7	SBKR	7	Vassilios TAKOS	Yamaha	b	6	9:29.520	21.561	79.646	1:31.919	82.246	5
8	SBKR	115	Damian HORAN	Suzuki 750 - Horan Wood Flooring	b	6	9:29.608	21.649	79.634	1:32.650	81.597	5
9	SBKR	78	Dean CAMPBELL	Kawasaki 600 - AMK/DC Racing	a	6	9:30.628	22.669	79.491	1:32.243	81.957	5
10	SBKR	42	Richard CHARLTON	BMW	b	6	9:30.853	22.894	79.460	1:31.959	82.211	6
11	SBKR	64	Stephen McKNIGHT	BMW - McKnight Racing	a	6	9:31.422	23.463	79.381	1:31.000	83.077	6
12	SBKR	60	Darren COOPER	BMW - NW Racing	a	6	9:34.046	26.087	79.018	1:33.775	80.619	6
13	SBKR	119	Kris DUNCAN	Kawasaki	a	6	9:34.413	26.454	78.968	1:33.450	80.899	6
14	SBKR	23	Michal DOKOUPIL	Yamaha 600 - DAS Trans Racing	c	6	9:40.920	32.961	78.083	1:34.621	79.898	4
15	SBKR	26	Dennis BOOTH	Suzuki 600	b	6	9:46.095	38.136	77.394	1:36.077	78.687	2
16	SBKR	93	Paul CRANSTON	Yamaha 600 - P & J Fuel Haulage	c	6	9:46.297	38.338	77.367	1:31.857	82.302	6
17	SBKR	170	Paul MACKEY	Kawasaki 600	c	6	9:57.072	49.113	75.971	1:35.988	78.760	4
18	SBKR	92	Noel CARROLL	Suzuki	c	6	10:03.553	55.594	75.155	1:36.851	78.058	6
19	SBKR	66	Alan JOHNSTON	Kawasaki 600 - BES Contracts	c	6	10:04.083	56.124	75.089	1:36.928	77.996	6
20	SBKR	43	Stephen DEGNAN	Kawasaki	c	6	10:04.971	57.012	74.979	1:38.699	76.597	5
21	SBKR	155	Morgan GOVIGNON	Kawasaki 600	c	6	10:07.287	59.328	74.693	1:37.007	77.933	6
22	SBKR	241	Andrew SELLARS	BMW	c	5	8:40.473	1 Lap	72.626	1:40.004	75.597	5

### Fastest Lap

SBKR	38	Paul WILLIAMS	BMW	1:29.318	84.641	5
------	----	---------------	-----	----------	--------	---

Provisional result to be confirmed by the Stewards of the Meeting subject to completion of technical inspections & the time limit for protests

Page 1 / 1

Circuit	<b>Orritor</b>	Signed		Organising Club	<b>Cookstown &amp; District MCC</b>
Length(miles)	<b>2.1000</b>		Chief Timekeeper	Race Started	<b>10:57</b>
Weather	<b>Cloudy</b>	Issued At:	<b>11:11</b>	Gp Time Diff - b 16.65 / c 31.97	
Track	<b>Dry</b>				


# KDM HIRE COOKSTOWN 100

## SUPERBIKE

Race 3 - The Royal Hotel Open B

Saturday, 28 April 2018

### DETAILED RESULT



#### Race Classification

##### **1** 38 Paul WILLIAMS

Total Time **9:07.959** Avg Speed **82.780** Behind  
Best Time **1:29.318** Best Speed **84.641** On **5** Gp **a**

Lap	Elapsed Time	Lap Time	Lap Speed
1	1:36.176	1:36.176	78.606
2	3:07.277	1:31.101	82.985
3	4:38.535	1:31.258	82.842
4	6:08.406	1:29.871	84.121
5	7:37.724	1:29.318	84.641
6	9:07.959	1:30.235	83.781

##### **2** 59 Darryl TWEED

Total Time **9:17.066** Avg Speed **81.427** Behind **9.107**  
Best Time **1:31.483** Best Speed **82.638** On **3** Gp **a**

Lap	Elapsed Time	Lap Time	Lap Speed
1	1:37.157	1:37.157	77.812
2	3:10.018	1:32.861	81.412
3	4:41.501	1:31.483	82.638
4	6:13.539	1:32.038	82.140
5	7:45.432	1:31.893	82.270
6	9:17.066	1:31.634	82.502

##### **3** 88 Forest DUNN

Total Time **9:19.592** Avg Speed **81.059** Behind **11.633**  
Best Time **1:31.590** Best Speed **82.542** On **4** Gp **b**

Lap	Elapsed Time	Lap Time	Lap Speed
1	1:39.337	1:39.337	76.105
2	3:12.706	1:33.369	80.969
3	4:44.403	1:31.697	82.445
4	6:15.993	1:31.590	82.542
5	7:47.656	1:31.663	82.476
6	9:19.592	1:31.936	82.231

##### **4** 28 Paul GARTLAND

Total Time **9:26.731** Avg Speed **80.038** Behind **18.772**  
Best Time **1:32.106** Best Speed **82.079** On **4** Gp **a**

Lap	Elapsed Time	Lap Time	Lap Speed
1	1:40.509	1:40.509	75.217
2	3:15.670	1:35.161	79.444
3	4:48.904	1:33.234	81.086
4	6:21.010	1:32.106	82.079
5	7:54.343	1:33.333	81.000
6	9:26.731	1:32.388	81.829

#### Race Classification

##### **5** 51 Marc IRONSIDE

Total Time **9:27.415** Avg Speed **79.941** Behind **19.456**  
Best Time **1:32.777** Best Speed **81.486** On **6** Gp **a**

Lap	Elapsed Time	Lap Time	Lap Speed
1	1:39.564	1:39.564	75.931
2	3:14.107	1:34.543	79.964
3	4:47.511	1:33.404	80.939
4	6:20.765	1:33.254	81.069
5	7:54.638	1:33.873	80.534
6	9:27.415	1:32.777	81.486

##### **6** 54 Sam JOHNSON

Total Time **9:28.694** Avg Speed **79.762** Behind **20.735**  
Best Time **1:32.474** Best Speed **81.753** On **5** Gp **b**

Lap	Elapsed Time	Lap Time	Lap Speed
1	1:40.237	1:40.237	75.421
2	3:14.509	1:34.272	80.193
3	4:49.725	1:35.216	79.398
4	6:22.979	1:33.254	81.069
5	7:55.453	1:32.474	81.753
6	9:28.694	1:33.241	81.080

##### **7** 7 Vassilios TAKOS

Total Time **9:29.520** Avg Speed **79.646** Behind **21.561**  
Best Time **1:31.919** Best Speed **82.246** On **5** Gp **b**

Lap	Elapsed Time	Lap Time	Lap Speed
1	1:41.861	1:41.861	74.219
2	3:16.408	1:34.547	79.960
3	4:50.590	1:34.182	80.270
4	6:24.317	1:33.727	80.660
5	7:56.236	1:31.919	82.246
6	9:29.520	1:33.284	81.043

##### **8** 115 Damian HORAN

Total Time **9:29.608** Avg Speed **79.634** Behind **21.649**  
Best Time **1:32.650** Best Speed **81.597** On **5** Gp **b**

Lap	Elapsed Time	Lap Time	Lap Speed
1	1:40.772	1:40.772	75.021
2	3:15.276	1:34.504	79.997
3	4:49.953	1:34.677	79.850
4	6:24.170	1:34.217	80.240
5	7:56.820	1:32.650	81.597
6	9:29.608	1:32.788	81.476


# KDM HIRE COOKSTOWN 100

## SUPERBIKE

### Race 3 - The Royal Hotel Open B

Saturday, 28 April 2018

## DETAILED RESULT



### Race Classification

#### **9** 78 Dean CAMPBELL

Total Time **9:30.628** Avg Speed **79.491** Behind **22.669**

Best Time **1:32.243** Best Speed **81.957** On **5** Gp **a**

Lap	Elapsed Time	Lap Time	Lap Speed
1	1:42.264	1:42.264	73.926
2	3:17.954	1:35.690	79.005
3	4:52.255	1:34.301	80.169
4	6:25.781	1:33.526	80.833
5	7:58.024	1:32.243	81.957
6	9:30.628	1:32.604	81.638

### Race Classification

#### **13** 119 Kris DUNCAN

Total Time **9:34.413** Avg Speed **78.968** Behind **26.454**

Best Time **1:33.450** Best Speed **80.899** On **6** Gp **a**

Lap	Elapsed Time	Lap Time	Lap Speed
1	1:41.957	1:41.957	74.149
2	3:18.737	1:36.780	78.115
3	4:52.863	1:34.126	80.318
4	6:26.969	1:34.106	80.335
5	8:00.963	1:33.994	80.431
6	9:34.413	1:33.450	80.899

#### **10** 42 Richard CHARLTON

Total Time **9:30.853** Avg Speed **79.460** Behind **22.894**

Best Time **1:31.959** Best Speed **82.211** On **6** Gp **b**

Lap	Elapsed Time	Lap Time	Lap Speed
1	1:44.667	1:44.667	72.229
2	3:20.313	1:35.646	79.041
3	4:53.780	1:33.467	80.884
4	6:26.852	1:33.072	81.227
5	7:58.894	1:32.042	82.136
6	9:30.853	1:31.959	82.211

#### **14** 23 Michal DOKOUPIL

Total Time **9:40.920** Avg Speed **78.083** Behind **32.961**

Best Time **1:34.621** Best Speed **79.898** On **4** Gp **c**

Lap	Elapsed Time	Lap Time	Lap Speed
1	1:42.807	1:42.807	73.536
2	3:20.091	1:37.284	77.711
3	4:55.595	1:35.504	79.159
4	6:30.216	1:34.621	79.898
5	8:05.523	1:35.307	79.323
6	9:40.920	1:35.397	79.248

#### **11** 64 Stephen McKNIGHT

Total Time **9:31.422** Avg Speed **79.381** Behind **23.463**

Best Time **1:31.000** Best Speed **83.077** On **6** Gp **a**

Lap	Elapsed Time	Lap Time	Lap Speed
1	1:43.105	1:43.105	73.323
2	3:19.816	1:36.711	78.171
3	4:53.233	1:33.417	80.927
4	6:26.497	1:33.264	81.060
5	8:00.422	1:33.925	80.490
6	9:31.422	1:31.000	83.077

#### **15** 26 Dennis BOOTH

Total Time **9:46.095** Avg Speed **77.394** Behind **38.136**

Best Time **1:36.077** Best Speed **78.687** On **2** Gp **b**

Lap	Elapsed Time	Lap Time	Lap Speed
1	1:43.628	1:43.628	72.953
2	3:19.705	1:36.077	78.687
3	4:56.238	1:36.533	78.315
4	6:32.912	1:36.674	78.201
5	8:09.224	1:36.312	78.495
6	9:46.095	1:36.871	78.042

#### **12** 60 Darren COOPER

Total Time **9:34.046** Avg Speed **79.018** Behind **26.087**

Best Time **1:33.775** Best Speed **80.619** On **6** Gp **a**

Lap	Elapsed Time	Lap Time	Lap Speed
1	1:39.212	1:39.212	76.200
2	3:15.522	1:36.310	78.497
3	4:50.813	1:35.291	79.336
4	6:26.315	1:35.502	79.161
5	8:00.271	1:33.956	80.463
6	9:34.046	1:33.775	80.619

#### **16** 93 Paul CRANSTON

Total Time **9:46.297** Avg Speed **77.367** Behind **38.338**

Best Time **1:31.857** Best Speed **82.302** On **6** Gp **c**

Lap	Elapsed Time	Lap Time	Lap Speed
1	1:53.940	1:53.940	66.351
2	3:33.141	1:39.201	76.209
3	5:07.909	1:34.768	79.774
4	6:42.044	1:34.135	80.310
5	8:14.440	1:32.396	81.822
6	9:46.297	1:31.857	82.302


# KDM HIRE COOKSTOWN 100

## SUPERBIKE

### Race 3 - The Royal Hotel Open B

Saturday, 28 April 2018

## DETAILED RESULT



### Race Classification

#### 17 170 Paul MACKEY

Total Time **9:57.072** Avg Speed **75.971** Behind **49.113**

Best Time **1:35.988** Best Speed **78.760** On **4** Gp **c**

Lap	Elapsed Time	Lap Time	Lap Speed
1	1:51.426	1:51.426	67.848
2	3:28.793	1:37.367	77.644
3	5:06.865	1:38.072	77.086
4	6:42.853	1:35.988	78.760
5	8:19.808	1:36.955	77.974
6	9:57.072	1:37.264	77.727

#### 18 92 Noel CARROLL

Total Time **10:03.553** Avg Speed **75.155** Behind **55.594**

Best Time **1:36.851** Best Speed **78.058** On **6** Gp **c**

Lap	Elapsed Time	Lap Time	Lap Speed
1	1:52.524	1:52.524	67.186
2	3:32.911	1:40.387	75.309
3	5:10.465	1:37.554	77.496
4	6:49.218	1:38.753	76.555
5	8:26.702	1:37.484	77.551
6	10:03.553	1:36.851	78.058

#### 19 66 Alan JOHNSTON

Total Time **10:04.083** Avg Speed **75.089** Behind **56.124**

Best Time **1:36.928** Best Speed **77.996** On **6** Gp **c**

Lap	Elapsed Time	Lap Time	Lap Speed
1	1:52.727	1:52.727	67.065
2	3:33.570	1:40.843	74.968
3	5:11.038	1:37.468	77.564
4	6:49.443	1:38.405	76.825
5	8:27.155	1:37.712	77.370
6	10:04.083	1:36.928	77.996

#### 20 43 Stephen DEGNAN

Total Time **10:04.971** Avg Speed **74.979** Behind **57.012**

Best Time **1:38.699** Best Speed **76.597** On **5** Gp **c**

Lap	Elapsed Time	Lap Time	Lap Speed
1	1:47.666	1:47.666	70.217
2	3:28.106	1:40.440	75.269
3	5:07.476	1:39.370	76.079
4	6:46.249	1:38.773	76.539
5	8:24.948	1:38.699	76.597
6	10:04.971	1:40.023	75.583

### Race Classification

#### 21 155 Morgan GOVIGNON

Total Time **10:07.287** Avg Speed **74.693** Behind **59.328**

Best Time **1:37.007** Best Speed **77.933** On **6** Gp **c**

Lap	Elapsed Time	Lap Time	Lap Speed
1	1:54.870	1:54.870	65.814
2	3:34.579	1:39.709	75.821
3	5:13.665	1:39.086	76.297
4	6:52.164	1:38.499	76.752
5	8:30.280	1:38.116	77.052
6	10:07.287	1:37.007	77.933

#### 22 241 Andrew SELLARS

Total Time **8:40.473** Avg Speed **72.626** Behind **1 Lap**

Best Time **1:40.004** Best Speed **75.597** On **5** Gp **c**

Lap	Elapsed Time	Lap Time	Lap Speed
1	1:56.358	1:56.358	64.972
2	3:38.794	1:42.436	73.802
3	5:20.264	1:41.470	74.505
4	7:00.469	1:40.205	75.445
5	8:40.473	1:40.004	75.597



# KDM HIRE COOKSTOWN 100

## SUPERBIKE

### Race 3 - The Royal Hotel Open B

## LAP CHART



1					2					3				
No	Name	Gp	Time of Day	Lap Time	No	Name	Gp	Time of Day	Lap Time	No	Name	Gp	Time of Day	Lap Time
38	Paul WILLIAMS	a	10:59:31.906	1:36.176	38	Paul WILLIAMS	a	11:01:03.007	1:31.101	38	Paul WILLIAMS	a	11:02:34.265	1:31.258
59	Darryl TWEED	a	10:59:32.887	1:37.157	59	Darryl TWEED	a	11:01:05.748	1:32.861	59	Darryl TWEED	a	11:02:37.231	1:31.483
60	Darren COOPER	a	10:59:34.942	1:39.212	88	Forest DUNN	b	11:01:08.436	1:33.369	88	Forest DUNN	b	11:02:40.133	1:31.697
88	Forest DUNN	b	10:59:35.067	1:39.337	51	Marc IRONSIDE	a	11:01:09.837	1:34.543	51	Marc IRONSIDE	a	11:02:43.241	1:33.404
51	Marc IRONSIDE	a	10:59:35.294	1:39.564	54	Sam JOHNSON	b	11:01:10.239	1:34.272	28	Paul GARTLAND	a	11:02:44.634	1:33.234
54	Sam JOHNSON	b	10:59:35.967	1:40.237	115	Damian HORAN	b	11:01:11.006	1:34.504	54	Sam JOHNSON	b	11:02:45.455	1:35.216
28	Paul GARTLAND	a	10:59:36.239	1:40.509	60	Darren COOPER	a	11:01:11.252	1:36.310	115	Damian HORAN	b	11:02:45.683	1:34.677
115	Damian HORAN	b	10:59:36.502	1:40.772	28	Paul GARTLAND	a	11:01:11.400	1:35.161	7	Vassilios TAKOS	b	11:02:46.320	1:34.182
7	Vassilios TAKOS	b	10:59:37.591	1:41.861	7	Vassilios TAKOS	b	11:01:12.138	1:34.547	60	Darren COOPER	a	11:02:46.543	1:35.291
119	Kris DUNCAN	a	10:59:37.687	1:41.957	78	Dean CAMPBELL	a	11:01:13.684	1:35.690	78	Dean CAMPBELL	a	11:02:47.985	1:34.301
78	Dean CAMPBELL	a	10:59:37.994	1:42.264	119	Kris DUNCAN	a	11:01:14.467	1:36.780	119	Kris DUNCAN	a	11:02:48.593	1:34.126
23	Michal DOKOUPIL	c	10:59:38.537	1:42.807	26	Dennis BOOTH	b	11:01:15.435	1:36.077	64	Stephen McKNIGHT	a	11:02:48.963	1:33.417
64	Stephen McKNIGHT	a	10:59:38.835	1:43.105	64	Stephen McKNIGHT	a	11:01:15.546	1:36.711	42	Richard CHARLTON	b	11:02:49.510	1:33.467
26	Dennis BOOTH	b	10:59:39.358	1:43.628	23	Michal DOKOUPIL	c	11:01:15.821	1:37.284	23	Michal DOKOUPIL	c	11:02:51.325	1:35.504
42	Richard CHARLTON	b	10:59:40.397	1:44.667	42	Richard CHARLTON	b	11:01:16.043	1:35.646	26	Dennis BOOTH	b	11:02:51.968	1:36.533
43	Stephen DEGNAN	c	10:59:43.396	1:47.666	43	Stephen DEGNAN	c	11:01:23.836	1:40.440	170	Paul MACKEY	c	11:03:02.595	1:38.072
170	Paul MACKEY	c	10:59:47.156	1:51.426	170	Paul MACKEY	c	11:01:24.523	1:37.367	43	Stephen DEGNAN	c	11:03:03.206	1:39.370
92	Noel CARROLL	c	10:59:48.254	1:52.524	92	Noel CARROLL	c	11:01:28.641	1:40.387	93	Paul CRANSTON	c	11:03:03.639	1:34.768
66	Alan JOHNSTON	c	10:59:48.457	1:52.727	93	Paul CRANSTON	c	11:01:28.871	1:39.201	92	Noel CARROLL	c	11:03:06.195	1:37.554
93	Paul CRANSTON	c	10:59:49.670	1:53.940	66	Alan JOHNSTON	c	11:01:29.300	1:40.843	66	Alan JOHNSTON	c	11:03:06.768	1:37.468
155	Morgan GOVIGNON	c	10:59:50.600	1:54.870	155	Morgan GOVIGNON	c	11:01:30.309	1:39.709	155	Morgan GOVIGNON	c	11:03:09.395	1:39.086
241	Andrew SELLARS	c	10:59:52.088	1:56.358	241	Andrew SELLARS	c	11:01:34.524	1:42.436	241	Andrew SELLARS	c	11:03:15.994	1:41.470

# KDM HIRE COOKSTOWN 100

## SUPERBIKE

### Race 3 - The Royal Hotel Open B

## LAP CHART



**4**

No	Name	Gp	Time of Day	Lap Time
38	Paul WILLIAMS	a	11:04:04.136	1:29.871
59	Darryl TWEED	a	11:04:09.269	1:32.038
88	Forest DUNN	b	11:04:11.723	1:31.590
51	Marc IRONSIDE	a	11:04:16.495	1:33.254
28	Paul GARTLAND	a	11:04:16.740	1:32.106
54	Sam JOHNSON	b	11:04:18.709	1:33.254
115	Damian HORAN	b	11:04:19.900	1:34.217
7	Vassilios TAKOS	b	11:04:20.047	1:33.727
78	Dean CAMPBELL	a	11:04:21.511	1:33.526
60	Darren COOPER	a	11:04:22.045	1:35.502
64	Stephen McKNIGHT	a	11:04:22.227	1:33.264
42	Richard CHARLTON	b	11:04:22.582	1:33.072
119	Kris DUNCAN	a	11:04:22.699	1:34.106
23	Michal DOKOUPIL	c	11:04:25.946	1:34.621
26	Dennis BOOTH	b	11:04:28.642	1:36.674
93	Paul CRANSTON	c	11:04:37.774	1:34.135
170	Paul MACKEY	c	11:04:38.583	1:35.988
43	Stephen DEGNAN	c	11:04:41.979	1:38.773
92	Noel CARROLL	c	11:04:44.948	1:38.753
66	Alan JOHNSTON	c	11:04:45.173	1:38.405
155	Morgan GOVIGNON	c	11:04:47.894	1:38.499
241	Andrew SELLARS	c	11:04:56.199	1:40.205

**5**

No	Name	Gp	Time of Day	Lap Time
38	Paul WILLIAMS	a	11:05:33.454	1:29.318
59	Darryl TWEED	a	11:05:41.162	1:31.893
88	Forest DUNN	b	11:05:43.386	1:31.663
28	Paul GARTLAND	a	11:05:50.073	1:33.333
51	Marc IRONSIDE	a	11:05:50.368	1:33.873
54	Sam JOHNSON	b	11:05:51.183	1:32.474
7	Vassilios TAKOS	b	11:05:51.966	1:31.919
115	Damian HORAN	b	11:05:52.550	1:32.650
78	Dean CAMPBELL	a	11:05:53.754	1:32.243
42	Richard CHARLTON	b	11:05:54.624	1:32.042
60	Darren COOPER	a	11:05:56.001	1:33.956
64	Stephen McKNIGHT	a	11:05:56.152	1:33.925
119	Kris DUNCAN	a	11:05:56.693	1:33.994
23	Michal DOKOUPIL	c	11:06:01.253	1:35.307
26	Dennis BOOTH	b	11:06:04.954	1:36.312
93	Paul CRANSTON	c	11:06:10.170	1:32.396
170	Paul MACKEY	c	11:06:15.538	1:36.955
43	Stephen DEGNAN	c	11:06:20.678	1:38.699
92	Noel CARROLL	c	11:06:22.432	1:37.484
66	Alan JOHNSTON	c	11:06:22.885	1:37.712
155	Morgan GOVIGNON	c	11:06:26.010	1:38.116
241	Andrew SELLARS	c	11:06:36.203	1:40.004

**6**

No	Name	Gp	Time of Day	Lap Time
38	Paul WILLIAMS	a	11:07:03.689	1:30.235
59	Darryl TWEED	a	11:07:12.796	1:31.634
88	Forest DUNN	b	11:07:15.322	1:31.936
28	Paul GARTLAND	a	11:07:22.461	1:32.388
51	Marc IRONSIDE	a	11:07:23.145	1:32.777
54	Sam JOHNSON	b	11:07:24.424	1:33.241
7	Vassilios TAKOS	b	11:07:25.250	1:33.284
115	Damian HORAN	b	11:07:25.338	1:32.788
78	Dean CAMPBELL	a	11:07:26.358	1:32.604
42	Richard CHARLTON	b	11:07:26.583	1:31.959
64	Stephen McKNIGHT	a	11:07:27.152	1:31.000
60	Darren COOPER	a	11:07:29.776	1:33.775
119	Kris DUNCAN	a	11:07:30.143	1:33.450
23	Michal DOKOUPIL	c	11:07:36.650	1:35.397
26	Dennis BOOTH	b	11:07:41.825	1:36.871
93	Paul CRANSTON	c	11:07:42.027	1:31.857
170	Paul MACKEY	c	11:07:52.802	1:37.264
92	Noel CARROLL	c	11:07:59.283	1:36.851
66	Alan JOHNSTON	c	11:07:59.813	1:36.928
43	Stephen DEGNAN	c	11:08:00.701	1:40.023
155	Morgan GOVIGNON	c	11:08:03.017	1:37.007