



COOKSTOWN 100

Friday 27th & Saturday 28th April 2018

promoted by Cookstown & District MCC
www.cookstown100.com



OPEN A
&
KDM HIRE
COOKSTOWN 100 A



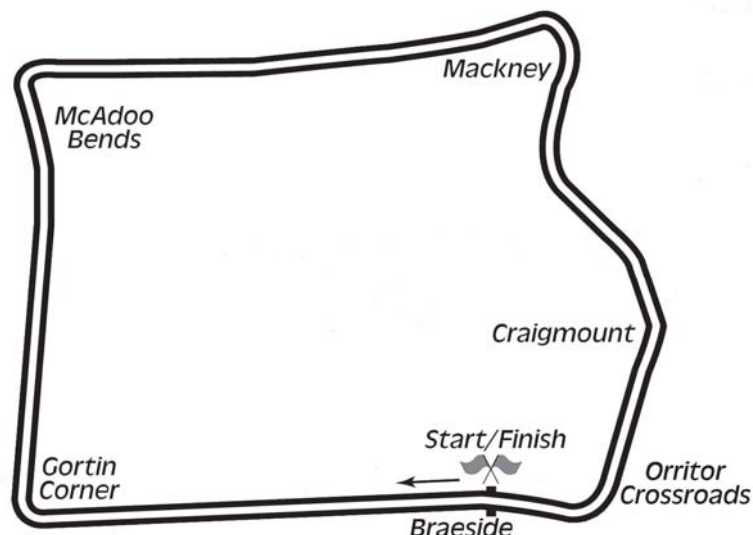
Comhairle Ceantair
Lár Uladh
Mid Ulster
District Council



2&4
WHEEL MOTORSPORT
STEERING GROUP LTD.



Orritor Circuit 2.1 miles



LAP RECORDS

Class	Rider	Machine	m s	mph	Year
125cc	William Dunlop	Honda	1 34.755	79.785	2010
Moto 3	Sam Wilson	Honda 250	1 36.741	78.147	2017
250cc	William Dunlop	Honda	1 29.658	84.320	2009
Lightweight Supersport	Darryl Tweed	Kawasaki 400	1 34.604	79.912	2016
Supertwin	James Cowton	Kawasaki	1 29.657	84.321	2015
Supersport	Michael Dunlop	Yamaha	1 24.783	89.169	2011
Superbike	Michael Dunlop	Honda	1 22.641	91.480	2013
Senior Support	Gary Robinson	Yamaha 600	1 29.956	84.041	2007
Junior Support	Joseph Loughlin	Kawasaki 650	1 30.965	83.109	2017
Classic 1000cc	Wattie Brown	Norton 920	1 40.273	75.394	2006
Classic 500cc	Neill McWhirter	Norton	1 41.491	74.489	2010
Classic 350cc	Paul Coward	Honda	1 43.421	73.099	2004
Classic 250cc	Geoff McMullan	Suzuki	1 47.294	70.461	2006
Forgotten Era	Anthony McColgan	Bimota 750	1 37.178	77.795	2016

MOST WINS at COOKSTOWN 100

Ryan Farquhar	26	1996-12 (400-1, 450-2, STWN-4, SSP-5, SBK-13, SJUN-1)
Ray McCullough	14	1967-79 (250-8, 350-3, 500-3)
William Dunlop	14	2006-17 (125-3, 250-5, SSP-5, SBK B-1)
Joey Dunlop	11	1977-98 (125-1, 250-4, 350-2, 500-2, SSP-1, SBK-1)
Robert Dunlop	11	1985-08 (125-7, 250-1, 250 B-1, 350-1, SBK-1)
Phillip McCallen	10	1987-96 (250-3, 350-1, SSP-2, SBK-4)
Michael Dunlop	9	2006-15 (125-1, 250-1, STWN-2, STWN B-1, SSP-1, SBK-2, SJUN-1)
Barry Davidson	9	2007-17 (250-1, C350-5, C500-3)
Courtney Junk	8	1974-83 (200-2, 250-4, 350-1, 500-1)
Mervyn Elwood	8	1987-97 (C500-5, C1000-3)

MOST WINS AT ALL IRISH ROAD RACE MEETINGS (after East Coast Races 2017)

Ryan Farquhar	211	1995-16
Joey Dunlop	156	1971-00
Robert Dunlop	135	1980-08
William Dunlop	119	2005-17
Ray McCullough	109	1960-82
Phillip McCallen	109	1987-99
Michael Dunlop	101	2006-17
Brian Reid	78	1980-94
Darran Lindsay	74	1999-06
James Courtney	66	1992-99

KDM HIRE COOKSTOWN 100
Sorted on best lap time
SUPERBIKE
Orritor 2.100 miles
Superbike Group A Qualifying
27/04/2018 13:06
Practice started at 13:02:19

Pos	Class	No.	Name	T	Machine	Team/Sponsor	Best Tm	Diff	Gap	Best Speed	In Lap	Laps	2nd Best
1	SBKR	3	Michael DUNLOP		BMW	Tyco BMW Motorrad	1:25.719			88.195	5	6	1:27.746
2	SBKR	5	Thomas MAXWELL		Kawasaki		1:28.803	3.084	3.084	85.132	6	7	1:29.092
3	SBKR	47	Alistair KIRK		BMW	AKR / McCurry Motorsport	1:29.027	3.308	0.224	84.918	5	6	1:30.659
4	SBKR	22	Paul JORDAN		Yamaha 600	Paul Jordan Racing	1:29.691	3.972	0.664	84.289	5	6	1:30.605
5	SBKR	24	Graham KENNEDY		BMW	T D Racing	1:30.177	4.458	0.486	83.835	5	6	1:30.586
6	SBKR	14	Daniel COOPER		BMW	Dan Cooper Motorsport	1:30.182	4.463	0.005	83.830	5	6	1:32.386
7	SBKR	27	Joseph LOUGHLIN		Kawasaki 600	G2-Tech	1:31.171	5.452	0.989	82.921	4	6	1:31.764
8	SBKR	10	James CHAWKE		Kawasaki 600		1:31.962	6.243	0.791	82.208	4	6	1:32.451
9	SBKR	29	Adam LYON		Honda		1:32.754	7.035	0.792	81.506	4	6	1:33.081
10	SBKR	38	Paul WILLIAMS		BMW		1:32.776	7.057	0.022	81.487	4	6	1:33.230
11	SBKR	7	Vassilios TAKOS		Yamaha		1:34.022	8.303	1.246	80.407	5	6	1:34.939
12	SBKR	11	Dominic HERBERTSON		Kawasaki 600	WH Racing	1:34.937	9.218	0.915	79.632	3	6	1:36.389
13	SBKR	42	Richard CHARLTON		BMW		1:36.025	10.306	1.088	78.729	5	6	1:36.188
14	SBKR	26	Dennis BOOTH		Suzuki 600		1:36.214	10.495	0.189	78.575	3	6	1:36.557
15	SBKR	23	Michal DOKOUPIL		Yamaha 600	DAS Trans Racing	1:36.421	10.702	0.207	78.406	5	6	1:37.950
16	SBKR	43	Stephen DEGNAN		Kawasaki		1:39.349	13.630	2.928	76.095	4	6	1:39.457

Announcements

Weather: Sunny / Track: Dry

Promoted by Cookstown and District Motor Cycle Club

Orbits

 Provisional result to be confirmed by the Stewards of the Meeting subject to the completion of technical inspections and the time limit for protests
 MCUI (Ulster Centre) Timing & www.elaps-timing.com




Printed: 27/04/2018 13:47:33

KDM HIRE COOKSTOWN 100

SUPERBIKE

Orritor 2.100 miles

Superbike Group A Qualifying

27/04/2018 13:06

Practice started at 13:02:19

(3) Michael DUNLOP

1	3:05.341	+1:39.622
2	1:42.114	+16.395
3	1:27.746	+2.027
4	1:40.997	+15.278
5	1:25.719	
6	2:25.983	+1:00.264

(27) Joseph LOUGHLIN

1	2:07.323	+36.152
2	1:32.959	+1.788
3	1:31.764	+0.593
4	1:31.171	
5	1:32.526	+1.355
6	1:59.363	+28.192

(42) Richard CHARLTON

1	2:43.355	+1:07.330
2	1:38.361	+2.336
3	1:36.188	+0.163
4	1:36.710	+0.685
5	1:36.025	
6	2:03.468	+27.443

(5) Thomas MAXWELL

1	1:59.040	+30.237
2	1:32.666	+3.863
3	1:30.928	+2.125
4	1:29.092	+0.289
5	1:29.157	+0.354
6	1:28.803	
7	2:11.671	+42.868

(10) James CHAWKE

1	2:07.059	+35.097
2	1:35.057	+3.095
3	1:32.604	+0.642
4	1:31.962	
5	1:32.451	+0.489
6	1:59.342	+27.380

(26) Dennis BOOTH

1	2:32.233	+56.019
2	1:37.415	+1.201
3	1:36.214	
4	1:36.738	+0.524
5	1:36.557	+0.343
6	2:10.285	+34.071

(47) Alistair KIRK

1	2:22.707	+53.680
2	1:32.837	+3.810
3	1:32.988	+3.961
4	1:30.659	+1.632
5	1:29.027	
6	1:52.638	+23.611

(29) Adam LYON

1	2:24.047	+51.293
2	1:34.218	+1.464
3	1:33.269	+0.515
4	1:32.754	
5	1:33.081	+0.327
6	1:47.825	+15.071

(23) Michal DOKOUPIL

1	2:37.223	+1:00.802
2	1:40.456	+4.035
3	1:38.195	+1.774
4	1:37.950	+1.529
5	1:36.421	
6	2:00.069	+23.648

(22) Paul JORDAN

1	2:00.088	+30.397
2	1:32.250	+2.559
3	1:30.642	+0.951
4	1:30.605	+0.914
5	1:29.691	
6	2:05.387	+35.696

(38) Paul WILLIAMS

1	2:24.332	+51.556
2	1:34.082	+1.306
3	1:33.289	+0.513
4	1:32.776	
5	1:33.230	+0.454
6	2:00.589	+27.813

(43) Stephen DEGNAN

1	2:44.493	+1:05.144
2	1:40.639	+1.290
3	1:39.555	+0.206
4	1:39.349	
5	1:39.457	+0.108
6	2:11.442	+32.093

(24) Graham KENNEDY

1	2:08.463	+38.286
2	1:33.982	+3.805
3	1:30.611	+0.434
4	1:30.586	+0.409
5	1:30.177	
6	1:58.182	+28.005

(7) Vassilios TAKOS

1	2:37.555	+1:03.533
2	1:54.250	+20.228
3	1:34.939	+0.917
4	1:35.395	+1.373
5	1:34.022	
6	2:12.379	+38.357

(14) Daniel COOPER

1	2:20.694	+50.512
2	1:34.616	+4.434
3	1:32.990	+2.808
4	1:32.386	+2.204
5	1:30.182	
6	1:49.217	+19.035

(11) Dominic HERBERTSON

1	2:14.347	+39.410
2	1:36.389	+1.452
3	1:34.937	
4	1:36.505	+1.568
5	1:38.943	+4.006
6	2:02.987	+28.050

Promoted by Cookstown and District Motor Cycle Club

Orbits

Provisional result to be confirmed by the Stewards of the Meeting subject to the completion of technical inspections and the time limit for protests
MCUI (Ulster Centre) Timing & www.elaps-timing.com




KDM HIRE COOKSTOWN 100
Sorted on best lap time
SUPERBIKE
Orritor 2.100 miles
Superbike Group B Qualifying
27/04/2018 13:24
Practice started at 13:14:49

Pos	Class	No.	Name	T	Machine	Team/Sponsor	Best Tm	Diff	Gap	Best Speed	In Lap	Laps	2nd Best
1	SBKR	86	Derek McGEE		Kawasaki	McGee Racing	1:25.471			88.451	3	6	1:26.085
2	SBKR	65	Michael SWEENEY		BMW	MJR Racing	1:25.666	0.195	0.195	88.250	3	6	1:27.032
3	SBKR	52	James COWTON		Kawasaki	McAdoo Kawasaki Racing	1:27.650	2.179	1.984	86.252	4	5	1:28.394
4	SBKR	6	William DUNLOP		Yamaha	Temple Golf Club	1:27.953	2.482	0.303	85.955	4	4	1:30.504
5	SBKR	56	Adam McLEAN		Kawasaki	McAdoo Kawasaki Racing	1:27.989	2.518	0.036	85.920	5	5	1:29.298
6	SBKR	97	Seamus ELLIOTT		Kawasaki		1:29.857	4.386	1.868	84.134	4	6	1:30.841
7	SBKR	82	Derek SHEILS		Suzuki	Cookstown BE Racing	1:30.136	4.665	0.279	83.873	4	4	1:30.708
8	SBKR	75	Kevin FITZPATRICK		Suzuki	Mongey Transport Racing	1:30.479	5.008	0.343	83.555	5	6	1:30.649
9	SBKR	74	Davey TODD		Suzuki	Cookstown BE Racing	1:31.468	5.997	0.989	82.652	5	5	1:32.069
10	SBKR	96	Andy FARRELL		Kawasaki 600		1:31.783	6.312	0.315	82.368	5	6	1:32.365
11	SBKR	68	Gareth EVANS		Yamaha 600	Joe Evans Garage	1:31.966	6.495	0.183	82.204	2	6	1:33.267
12	SBKR	63	Tom ROBINSON		Kawasaki 600		1:32.514	7.043	0.548	81.717	3	6	1:33.096
13	SBKR	59	Darryl TWEED		Honda	M & D Racing	1:32.918	7.447	0.404	81.362	3	6	1:33.035
14	SBKR	60	Darren COOPER		BMW	NW Racing	1:32.950	7.479	0.032	81.334	4	6	1:34.648
15	SBKR	28	Paul GARTLAND		Kawasaki	North West Gas	1:33.217	7.746	0.267	81.101	4	5	1:37.388
16	SBKR	64	Stephen McKNIGHT		BMW	McKnight Racing	1:33.634	8.163	0.417	80.740	4	6	1:34.074
17	SBKR	51	Marc IRONSIDE		Kawasaki 600		1:33.723	8.252	0.089	80.663	4	6	1:33.856
18	SBKR	119	Kris DUNCAN		Kawasaki		1:33.749	8.278	0.026	80.641	5	6	1:34.586
19	SBKR	78	Dean CAMPBELL		Kawasaki 600	AMK/DC Racing	1:33.842	8.371	0.093	80.561	5	5	1:33.901
20	SBKR	88	Forest DUNN		Honda	Forest Dunn Racing	1:34.178	8.707	0.336	80.274	4	6	1:34.470
21	SBKR	115	Damian HORAN		Suzuki 750	Horan Wood Flooring	1:34.292	8.821	0.114	80.176	4	6	1:34.384
22	SBKR	71	Davy MORGAN		BMW	DM71	1:34.296	8.825	0.004	80.173	4	6	1:34.735
23	SBKR	54	Sam JOHNSON		Kawasaki	JK Construction/Colin Dunlop	1:34.994	9.523	0.698	79.584	5	6	1:35.320
24	SBKR	92	Noel CARROLL		Suzuki		1:36.330	10.859	1.336	78.480	4	5	1:36.638
25	SBKR	170	Paul MACKEY		Kawasaki 600		1:37.465	11.994	1.135	77.566	4	6	1:38.406
26	SBKR	66	Alan JOHNSTON		Kawasaki 600	BES Contracts	1:37.968	12.497	0.503	77.168	5	6	1:38.155
27	SBKR	81	Owen GRAVES		Yamaha 600		1:40.053	14.582	2.085	75.560	4	5	1:42.644

Announcements

Weather: Sunny / Track: Dry

Promoted by Cookstown and District Motor Cycle Club

Orbits

 Provisional result to be confirmed by the Stewards of the Meeting subject to the completion of technical inspections and the time limit for protests
 MCUI (Ulster Centre) Timing & www.elaps-timing.com




KDM HIRE COOKSTOWN 100

SUPERBIKE

Superbike Group B Qualifying

Practice started at 13:14:49

Orritor 2.100 miles

27/04/2018 13:24

(86) Derek McGEE			4	1:30.136		(60) Darren COOPER			3	1:34.890	+0.712
1	2:00.154	+34.683	(75) Kevin FITZPATRICK			1	2:31.624	+58.674	4	1:34.178	
2	1:26.610	+1.139	1	2:29.190	+58.711	2	1:35.799	+2.849	5	1:34.470	+0.292
3	1:25.471		2	1:33.029	+2.550	3	1:35.982	+3.032	6	1:57.988	+23.810
4	1:26.110	+0.639	3	1:31.821	+1.342	4	1:32.950		(115) Damian HORAN		
5	1:26.085	+0.614	4	1:30.649	+0.170	5	1:34.648	+1.698	1	2:46.056	+1:11.764
6	1:59.310	+33.839	5	1:30.479		6	1:57.967	+25.017	2	1:37.820	+3.328
(65) Michael SWEENEY			6	1:51.782	+21.303	(28) Paul GARTLAND			3	1:34.909	+0.617
1	2:00.695	+35.029	(74) Davey TODD			1	3:08.891	+1:35.674	4	1:34.292	
2	1:27.032	+1.366	1	2:33.647	+1:02.179	2	1:42.872	+9.655	5	1:34.384	+0.092
3	1:25.866		2	1:32.069	+0.601	3	1:37.388	+4.171	6	2:02.036	+27.744
4	1:27.153	+1.487	3	1:33.644	+2.176	4	1:33.217		(71) Davy MORGAN		
5	1:27.732	+2.066	4	1:34.166	+2.698	5	1:58.764	+25.547	1	2:28.959	+54.663
6	2:03.668	+38.002	5	1:31.468		(64) Stephen McKNIGHT			2	1:34.735	+0.439
(52) James COWTON			(96) Andy FARRELL			1	2:28.781	+55.147	3	1:35.400	+1.104
1	2:59.845	+1:32.195	1	2:28.038	+56.255	2	1:36.591	+2.957	4	1:34.296	
2	1:29.790	+2.140	2	1:33.261	+1.478	3	1:40.051	+6.417	5	1:35.020	+0.724
3	1:29.033	+1.383	3	1:32.365	+0.582	4	1:33.634		6	2:25.788	+51.492
4	1:27.650		4	1:32.432	+0.649	5	1:34.074	+0.440	(54) Sam JOHNSON		
5	1:28.394	+0.744	5	1:31.783		6	1:57.349	+23.715	1	2:14.856	+39.862
(6) William DUNLOP			(68) Gareth EVANS			(51) Marc IRONSIDE			2	1:37.146	+2.152
1	3:05.732	+1:37.779	1	2:40.858	+1:08.892	1	2:53.379	+1:19.656	3	1:35.392	+0.398
2	1:30.504	+2.551	2	1:31.966		2	1:36.155	+2.432	4	1:35.320	+0.326
3	1:47.077	+19.124	3	1:33.267	+1.301	3	1:34.658	+0.935	5	1:34.994	
4	1:27.953		4	1:34.588	+2.622	4	1:33.723		6	2:07.346	+32.352
(56) Adam McLEAN			5	1:36.096	+4.130	5	1:33.856	+0.133	(92) Noel CARROLL		
1	2:23.767	+55.778	6	2:03.867	+31.901	6	1:58.670	+24.947	1	2:57.209	+1:20.879
2	1:30.540	+2.551	(63) Tom ROBINSON			(119) Kris DUNCAN			2	1:37.847	+1.517
3	1:29.330	+1.341	1	2:40.735	+1:08.221	1	2:45.673	+1:11.924	3	1:36.638	+0.308
4	1:29.298	+1.309	2	1:33.096	+0.582	2	1:35.308	+1.559	4	1:36.330	
5	1:27.989		3	1:32.514		3	1:35.428	+1.679	5	2:02.813	+26.483
(97) Seamus ELLIOTT			4	1:33.649	+1.135	4	1:34.586	+0.837	(170) Paul MACKEY		
1	2:31.749	+1:01.892	5	1:33.747	+1.233	5	1:33.749		1	2:23.588	+46.123
2	1:32.962	+3.105	6	1:52.167	+19.653	6	2:03.783	+30.034	2	1:38.406	+0.941
3	1:33.841	+3.984	(59) Darryl TWEED			(78) Dean CAMPBELL			3	1:39.152	+1.687
4	1:29.857		1	2:12.738	+39.820	1	2:53.779	+1:19.937	4	1:37.465	
5	1:30.841	+0.984	2	1:35.579	+2.661	2	1:34.958	+1.116	5	1:39.061	+1.596
6	1:53.426	+23.569	3	1:32.918		3	1:33.901	+0.059	6	2:03.645	+26.180
(82) Derek SHEILS			4	1:33.035	+0.117	4	1:33.967	+0.125	(66) Alan JOHNSTON		
1	3:59.503	+2:29.367	5	1:34.616	+1.698	5	1:33.842		1	2:19.822	+41.854
2	1:35.100	+4.964	6	2:13.537	+40.619	(88) Forest DUNN			2	1:40.488	+2.520
3	1:30.708	+0.572				1	2:46.545	+1:12.367	3	1:38.155	+0.187
						2	1:36.993	+2.815	4	1:39.178	+1.210

Promoted by Cookstown and District Motor Cycle Club

Orbits

Provisional result to be confirmed by the Stewards of the Meeting subject to the completion of technical inspections and the time limit for protests
MCUI (Ulster Centre) Timing & www.elaps-timing.com




KDM HIRE COOKSTOWN 100

SUPERBIKE

Orritor 2.100 miles

Superbike Group B Qualifying

27/04/2018 13:24

Practice started at 13:14:49

5	1:37.968	
6	2:03.880	+25.912

(81) Owen GRAVES

1	3:02.215	+1:22.162
2	1:42.644	+2.591
3	1:44.019	+3.966
4	1:40.053	
5	1:54.954	+14.901



MCUI (Ulster Centre)
www.mcui-uc.org.uk



KDM HIRE COOKSTOWN 100

Sorted on best lap time

SUPERBIKE

Orritor 2.100 miles

Superbike Group C Qualifying

27/04/2018 13:42

Practice started at 13:31:18

Pos	Class	No.	Name	T	Machine	Team/Sponsor	Best Tm	Diff	Gap	Best Speed	In Lap	Laps	2nd Best
1	SBKR	111	Brian McCORMACK		BMW	TAG Racing	1:26.294			87.607	2	6	1:26.592
2	SBKR	126	Mike NORBURY		BMW		1:30.570	4.276	4.276	83.471	5	6	1:30.586
3	SBKR	109	Neil KERNOHAN		Yamaha 600	Logan Racing	1:33.336	7.042	2.766	80.998	4	6	1:33.678
4	SBKR	241	Andrew SELLARS		BMW		1:39.708	13.414	6.372	75.821	3	6	1:40.292
5	SBKR	155	Morgan GOVIGNON		Kawasaki 600		1:40.521	14.227	0.813	75.208	5	6	1:41.774
6	SBKR	99	Paul FALLON		Kawasaki					-	0		

Announcements

Weather: Sunny / Track: Dry

Promoted by Cookstown and District Motor Cycle Club

Orbits

Provisional result to be confirmed by the Stewards of the Meeting subject to the completion of technical inspections and the time limit for protests
MCUI (Ulster Centre) Timing & www.elaps-timing.com



Printed: 27/04/2018 13:53:34

KDM HIRE COOKSTOWN 100

SUPERBIKE

Orritor 2.100 miles

Superbike Group C Qualifying

27/04/2018 13:42

Practice started at 13:31:18

(111) Brian McCORMACK

1	6:58.419	+5:32.125
2	1:26.294	
3	1:26.592	+0.298
4	1:27.101	+0.807
5	1:35.006	+8.712
6	2:05.383	+39.089

(126) Mike NORBURY

1	7:41.714	+6:11.144
2	1:31.835	+1.265
3	1:31.659	+1.089
4	1:30.586	+0.016
5	1:30.570	
6	1:59.561	+28.991

(109) Neil KERNOHAN

1	10:19.527	+8:46.191
2	1:35.279	+1.943
3	1:33.879	+0.543
4	1:33.336	
5	1:33.678	+0.342
6	2:02.644	+29.308

(241) Andrew SELLARS

1	7:08.205	+5:28.497
2	1:41.637	+1.929
3	1:39.708	
4	1:40.926	+1.218
5	1:40.292	+0.584
6	1:50.775	+11.067

(155) Morgan GOVIGNON

1	10:29.569	+8:49.048
2	1:43.435	+2.914
3	1:42.201	+1.680
4	1:41.774	+1.253
5	1:40.521	
6	1:52.797	+12.276

Promoted by Cookstown and District Motor Cycle Club

Orbits

Provisional result to be confirmed by the Stewards of the Meeting subject to the completion of technical inspections and the time limit for protests
MCUI (Ulster Centre) Timing & www.elaps-timing.com




Printed: 27/04/2018 13:53:52

KDM HIRE COOKSTOWN 100
SUPERBIKE
Orritor 2.100 miles
SUPERBIKE COMBINED QUALIFYING

Pos	Class	No.	Name	T	Machine	Team/Sponsor	Overall BestTm	Diff	Gap	R1. Best Tm	R2. Best Tm	2nd Overall Time
1	SBKR	86	Derek McGEE		Kawasaki	McGee Racing	1:25.471				1:25.471	1:26.085
2	SBKR	65	Michael SWEENEY		BMW	MJR Racing	1:25.666	0.195	0.195		1:25.666	1:27.032
3	SBKR	3	Michael DUNLOP		BMW	Tyco BMW Motorrad	1:25.719	0.248	0.053	1:25.719		1:27.746
4	SBKR	111	Brian McCORMACK		BMW	TAG Racing	1:26.294	0.823	0.575			1:26.592
5	SBKR	52	James COWTON		Kawasaki	McAdoo Kawasaki Racing	1:27.650	2.179	1.356		1:27.650	1:28.394
6	SBKR	6	William DUNLOP		Yamaha	Temple Golf Club	1:27.953	2.482	0.303		1:27.953	1:30.504
7	SBKR	56	Adam McLEAN		Kawasaki	McAdoo Kawasaki Racing	1:27.989	2.518	0.036		1:27.989	1:29.298
8	SBKR	5	Thomas MAXWELL		Kawasaki		1:28.803	3.332	0.814	1:28.803		1:29.092
9	SBKR	47	Alistair KIRK		BMW	AKR / McCurry Motorsport	1:29.027	3.556	0.224	1:29.027		1:30.659
10	SBKR	22	Paul JORDAN		Yamaha 600	Paul Jordan Racing	1:29.691	4.220	0.664	1:29.691		1:30.605
11	SBKR	97	Seamus ELLIOTT		Kawasaki		1:29.857	4.386	0.166		1:29.857	1:30.841
12	SBKR	82	Derek SHEILS		Suzuki	Cookstown BE Racing	1:30.136	4.665	0.279		1:30.136	1:30.708
13	SBKR	24	Graham KENNEDY		BMW	T D Racing	1:30.177	4.706	0.041	1:30.177		1:30.586
14	SBKR	14	Daniel COOPER		BMW	Dan Cooper Motorsport	1:30.182	4.711	0.005	1:30.182		1:32.386
15	SBKR	75	Kevin FITZPATRICK		Suzuki	Mongey Transport Racing	1:30.479	5.008	0.297		1:30.479	1:30.649
16	SBKR	126	Mike NORBURY		BMW		1:30.570	5.099	0.091			1:30.586
17	SBKR	27	Joseph LOUGHLIN		Kawasaki 600	G2-Tech	1:31.171	5.700	0.601	1:31.171		1:31.764
18	SBKR	74	Davey TODD		Suzuki	Cookstown BE Racing	1:31.468	5.997	0.297		1:31.468	1:32.069
19	SBKR	96	Andy FARRELL		Kawasaki 600		1:31.783	6.312	0.315		1:31.783	1:32.365
20	SBKR	10	James CHAWKE		Kawasaki 600		1:31.962	6.491	0.179	1:31.962		1:32.451
21	SBKR	68	Gareth EVANS		Yamaha 600	Joe Evans Garage	1:31.966	6.495	0.004		1:31.966	1:33.267
22	SBKR	63	Tom ROBINSON		Kawasaki 600		1:32.514	7.043	0.548		1:32.514	1:33.096
23	SBKR	29	Adam LYON		Honda		1:32.754	7.283	0.240	1:32.754		1:33.081
24	SBKR	38	Paul WILLIAMS		BMW		1:32.776	7.305	0.022	1:32.776		1:33.230
25	SBKR	59	Darryl TWEED		Honda	M & D Racing	1:32.918	7.447	0.142		1:32.918	1:33.035
26	SBKR	60	Darren COOPER		BMW	NW Racing	1:32.950	7.479	0.032		1:32.950	1:34.648
27	SBKR	28	Paul GARTLAND		Kawasaki	North West Gas	1:33.217	7.746	0.267		1:33.217	1:37.388
28	SBKR	109	Neil KERNOHAN		Yamaha 600	Logan Racing	1:33.336	7.865	0.119			1:33.678
29	SBKR	64	Stephen McKNIGHT		BMW	McKnight Racing	1:33.634	8.163	0.298		1:33.634	1:34.074
30	SBKR	51	Marc IRONSIDE		Kawasaki 600		1:33.723	8.252	0.089		1:33.723	1:33.856
31	SBKR	119	Kris DUNCAN		Kawasaki		1:33.749	8.278	0.026		1:33.749	1:34.586
32	SBKR	78	Dean CAMPBELL		Kawasaki 600	AMK/DC Racing	1:33.842	8.371	0.093		1:33.842	1:33.901
33	SBKR	7	Vassilios TAKOS		Yamaha		1:34.022	8.551	0.180	1:34.022		1:34.939
34	SBKR	88	Forest DUNN		Honda	Forest Dunn Racing	1:34.178	8.707	0.156		1:34.178	1:34.470
35	SBKR	115	Damian HORAN		Suzuki 750	Horan Wood Flooring	1:34.292	8.821	0.114		1:34.292	1:34.384
36	SBKR	71	Davy MORGAN		BMW	DM71	1:34.296	8.825	0.004		1:34.296	1:34.735
37	SBKR	11	Dominic HERBERTSON		Kawasaki 600	WH Racing	1:34.937	9.466	0.641	1:34.937		1:36.389
38	SBKR	54	Sam JOHNSON		Kawasaki	JK Construction/Colin Dunlop	1:34.994	9.523	0.057		1:34.994	1:35.320
39	SBKR	42	Richard CHARLTON		BMW		1:36.025	10.554	1.031	1:36.025		1:36.188
40	SBKR	26	Dennis BOOTH		Suzuki 600		1:36.214	10.743	0.189	1:36.214		1:36.557
41	SBKR	92	Noel CARROLL		Suzuki		1:36.330	10.859	0.116		1:36.330	1:36.638
42	SBKR	23	Michal DOKOUPIL		Yamaha 600	DAS Trans Racing	1:36.421	10.950	0.091	1:36.421		1:37.950
43	SBKR	170	Paul MACKEY		Kawasaki 600		1:37.465	11.994	1.044		1:37.465	1:38.406
44	SBKR	66	Alan JOHNSTON		Kawasaki 600	BES Contracts	1:37.968	12.497	0.503		1:37.968	1:38.155
45	SBKR	43	Stephen DEGNAN		Kawasaki		1:39.349	13.878	1.381	1:39.349		1:39.457
46	SBKR	241	Andrew SELLARS		BMW		1:39.708	14.237	0.359			1:40.292
47	SBKR	81	Owen GRAVES		Yamaha 600		1:40.053	14.582	0.345		1:40.053	1:42.644
48	SBKR	155	Morgan GOVIGNON		Kawasaki 600		1:40.521	15.050	0.468			1:41.774
49	SBKR	99	Paul FALLON		Kawasaki							

Short Name

Short Name

R1. SUPERBIKE - Superbike Group A Qualifying

R2. SUPERBIKE - Superbike Group B Qualifying

R3. SUPERBIKE - Superbike Group C Qualifying

Promoted by Cookstown and District Motor Cycle Club

Orbits

Provisional result to be confirmed by the Stewards of the Meeting subject to the completion of technical inspections and the time limit for protests
 MCUI (Ulster Centre) Timing & www.elaps-timing.com




KDM HIRE COOKSTOWN 100

SUPERBIKE

Orritor 2.100 miles

R1: The Royal Hotel Open A

28/04/2018 10:30

Race (7 Laps)

RACE 1 - OPEN A

11	29 A		
10	10 A	68 B	63 C
9	27 A	74 B	96 C
8			
7	75 A	126 B	
6	82 A	24 B	14 C
5	47 A	22 B	97 C
4			
3	56 A	5 B	
2	111 A	52 B	6 C
1	86 A	65 B	3 C

POLE POSITION

Promoted by Cookstown and District Motor Cycle Club

Orbits

Provisional result to be confirmed by the Stewards of the Meeting subject to the completion of technical inspections and the time limit for protests
MCUI (Ulster Centre) Timing & www.elaps-timing.com




KDM HIRE COOKSTOWN 100

SUPERBIKE

Orritor 2.100 miles

R12: KDM Hire Cookstown 100 A


28/04/2018 15:05

Race (8 Laps)

RACE 12 - COOKSTOWN 100 A

11	38 A		
10	10 A	63 B	29 C
9	27 A	74 B	96 C
8			
7	75 A	126 B	
6	82 A	24 B	14 C
5	47 A	22 B	97 C
4			
3	56 A	5 B	
2	111 A	52 B	6 C
1	86 A	65 B	3 C

POLE POSITION



Promoted by Cookstown and District Motor Cycle Club

Orbits

Provisional result to be confirmed by the Stewards of the Meeting subject to the completion of technical inspections and the time limit for protests
MCUI (Ulster Centre) Timing & www.elaps-timing.com




KDM HIRE COOKSTOWN 100

SUPERBIKE

Race 1 - The Royal Hotel Open A

Saturday, 28 April 2018



Pos	Class	No	Name	Machine / Sponsor	Gp	Lap	Total Time	Behind	Speed	-----Best Lap-----		
										Time	Speed	On
Race Classification												
1	SBKR	82	Derek SHEILS	Suzuki - Cookstown BE Racing	b	5	7:20.163		85.877	1:26.089	87.816	5
2	SBKR	3	Michael DUNLOP	BMW - Tyco BMW Motorrad	a	5	7:25.129	4.966	84.919	1:25.490	88.431	5
3	SBKR	65	Michael SWEENEY	BMW - MJR Racing	a	5	7:25.852	5.689	84.781	1:26.480	87.419	5
4	SBKR	86	Derek McGEE	Kawasaki 600 - B & W Racing	a	5	7:29.031	8.868	84.181	1:27.858	86.048	5
5	SBKR	56	Adam McLEAN	Kawasaki - McAdoo Kawasaki Racing	a	5	7:29.445	9.282	84.104	1:27.464	86.436	5
6	SBKR	52	James COWTON	Kawasaki - McAdoo Kawasaki Racing	a	5	7:31.050	10.887	83.804	1:27.049	86.848	5
7	SBKR	47	Alistair KIRK	BMW - AKR / McCurry Motorsport	b	5	7:37.583	17.420	82.608	1:30.134	83.875	3
8	SBKR	74	Davey TODD	Suzuki - Cookstown BE Racing	c	5	7:40.639	20.476	82.060	1:29.260	84.696	5
9	SBKR	111	Brian McCORMACK	BMW - TAG Racing	a	5	7:41.584	21.421	81.892	1:29.840	84.150	5
10	SBKR	5	Thomas MAXWELL	Kawasaki	a	5	7:46.337	26.174	81.057	1:31.488	82.634	3
11	SBKR	96	Andy FARRELL	Kawasaki 600	c	5	7:48.062	27.899	80.759	1:32.184	82.010	4
12	SBKR	27	Joseph LOUGHLIN	Kawasaki 600 - G2-Tech	c	5	7:48.281	28.118	80.721	1:31.555	82.573	4
13	SBKR	14	Daniel COOPER	BMW - Dan Cooper Motorsport	b	5	7:48.730	28.567	80.643	1:31.441	82.676	5
14	SBKR	97	Seamus ELLIOTT	Kawasaki	b	5	7:51.068	30.905	80.243	1:32.778	81.485	5
15	SBKR	29	Adam LYON	Honda	c	5	7:52.629	32.466	79.978	1:31.759	82.390	5
16	SBKR	75	Kevin FITZPATRICK	Suzuki - Mongey Transport Racing	b	5	7:57.679	37.516	79.133	1:30.988	83.088	5
17	SBKR	63	Tom ROBINSON	Kawasaki 600	c	5	7:59.224	39.061	78.878	1:32.597	81.644	5
18	SBKR	22	Paul JORDAN	Yamaha 600 - Paul Jordan Racing	b	5	7:59.459	39.296	78.839	1:33.038	81.257	5
19	SBKR	126	Mike NORBURY	Kawasaki 600	b	5	8:01.355	41.192	78.528	1:33.229	81.091	5
20	SBKR	68	Gareth EVANS	Yamaha 600 - Joe Evans Garage	c	5	8:06.223	46.060	77.742	1:34.739	79.798	5

Fastest Lap


SBKR	3	Michael DUNLOP	BMW - Tyco BMW Motorrad							1:25.490	88.431	5
------	---	----------------	-------------------------	--	--	--	--	--	--	----------	--------	---

Not Classified

DNF	SBKR	10	James CHAWKE	Kawasaki 600	c	2	3:25.502		73.576	1:43.034	73.374	2
DNF	SBKR	6	William DUNLOP	Yamaha - Temple Golf Club	a	1	1:38.272		76.929	1:38.272	76.929	1

Provisional result to be confirmed by the Stewards of the Meeting subject to completion of technical inspections & the time limit for protests

Page 1 / 1

Circuit	Orritor	Signed		Organising Club	Cookstown & District MCC
Length(miles)	2.1000		Chief Timekeeper	Race Started	13:01
Weather	Cloudy	Issued At:	13:11	Gp Time Diff - b 15.02 / c 28.97	
Track	Dry				


KDM HIRE COOKSTOWN 100

SUPERBIKE

Race 1 - The Royal Hotel Open A

Saturday, 28 April 2018

DETAILED RESULT



Race Classification

1 82 Derek SHEILS

Total Time **7:20.163** Avg Speed **85.877** Behind
Best Time **1:26.089** Best Speed **87.816** On **5** Gp **b**

Lap	Elapsed Time	Lap Time	Lap Speed
1	1:31.738	1:31.738	82.409
2	3:00.356	1:28.618	85.310
3	4:27.562	1:27.206	86.691
4	5:54.074	1:26.512	87.387
5	7:20.163	1:26.089	87.816

2 3 Michael DUNLOP

Total Time **7:25.129** Avg Speed **84.919** Behind **4.966**
Best Time **1:25.490** Best Speed **88.431** On **5** Gp **a**

Lap	Elapsed Time	Lap Time	Lap Speed
1	1:36.816	1:36.816	78.086
2	3:05.075	1:28.259	85.657
3	4:32.360	1:27.285	86.613
4	5:59.639	1:27.279	86.619
5	7:25.129	1:25.490	88.431

3 65 Michael SWEENEY

Total Time **7:25.852** Avg Speed **84.781** Behind **5.689**
Best Time **1:26.480** Best Speed **87.419** On **5** Gp **a**

Lap	Elapsed Time	Lap Time	Lap Speed
1	1:34.046	1:34.046	80.386
2	3:03.613	1:29.567	84.406
3	4:31.795	1:28.182	85.732
4	5:59.372	1:27.577	86.324
5	7:25.852	1:26.480	87.419

4 86 Derek McGEE

Total Time **7:29.031** Avg Speed **84.181** Behind **8.868**
Best Time **1:27.858** Best Speed **86.048** On **5** Gp **a**

Lap	Elapsed Time	Lap Time	Lap Speed
1	1:34.431	1:34.431	80.058
2	3:03.972	1:29.541	84.431
3	4:33.133	1:29.161	84.790
4	6:01.173	1:28.040	85.870
5	7:29.031	1:27.858	86.048

Race Classification

5 56 Adam McLEAN

Total Time **7:29.445** Avg Speed **84.104** Behind **9.282**
Best Time **1:27.464** Best Speed **86.436** On **5** Gp **a**

Lap	Elapsed Time	Lap Time	Lap Speed
1	1:35.460	1:35.460	79.195
2	3:04.805	1:29.345	84.616
3	4:34.020	1:29.215	84.739
4	6:01.981	1:27.961	85.947
5	7:29.445	1:27.464	86.436

6 52 James COWTON

Total Time **7:31.050** Avg Speed **83.804** Behind **10.887**
Best Time **1:27.049** Best Speed **86.848** On **5** Gp **a**

Lap	Elapsed Time	Lap Time	Lap Speed
1	1:38.373	1:38.373	76.850
2	3:07.461	1:29.088	84.860
3	4:35.911	1:28.450	85.472
4	6:04.001	1:28.090	85.821
5	7:31.050	1:27.049	86.848

7 47 Alistair KIRK

Total Time **7:37.583** Avg Speed **82.608** Behind **17.420**
Best Time **1:30.134** Best Speed **83.875** On **3** Gp **b**

Lap	Elapsed Time	Lap Time	Lap Speed
1	1:34.881	1:34.881	79.679
2	3:05.995	1:31.114	82.973
3	4:36.129	1:30.134	83.875
4	6:07.203	1:31.074	83.009
5	7:37.583	1:30.380	83.647

8 74 Davey TODD

Total Time **7:40.639** Avg Speed **82.060** Behind **20.476**
Best Time **1:29.260** Best Speed **84.696** On **5** Gp **c**

Lap	Elapsed Time	Lap Time	Lap Speed
1	1:37.475	1:37.475	77.558
2	3:09.398	1:31.923	82.243
3	4:40.657	1:31.259	82.841
4	6:11.379	1:30.722	83.331
5	7:40.639	1:29.260	84.696


KDM HIRE COOKSTOWN 100

SUPERBIKE

Race 1 - The Royal Hotel Open A

Saturday, 28 April 2018

DETAILED RESULT



Race Classification

9 111 Brian McCORMACK

Total Time **7:41.584** Avg Speed **81.892** Behind **21.421**

Best Time **1:29.840** Best Speed **84.150** On **5** Gp **a**

Lap	Elapsed Time	Lap Time	Lap Speed
1	1:38.092	1:38.092	77.071
2	3:10.163	1:32.071	82.111
3	4:40.860	1:30.697	83.354
4	6:11.744	1:30.884	83.183
5	7:41.584	1:29.840	84.150

Race Classification

13 14 Daniel COOPER

Total Time **7:48.730** Avg Speed **80.643** Behind **28.567**

Best Time **1:31.441** Best Speed **82.676** On **5** Gp **b**

Lap	Elapsed Time	Lap Time	Lap Speed
1	1:38.619	1:38.619	76.659
2	3:12.901	1:34.282	80.185
3	4:45.625	1:32.724	81.532
4	6:17.289	1:31.664	82.475
5	7:48.730	1:31.441	82.676

10 5 Thomas MAXWELL

Total Time **7:46.337** Avg Speed **81.057** Behind **26.174**

Best Time **1:31.488** Best Speed **82.634** On **3** Gp **a**

Lap	Elapsed Time	Lap Time	Lap Speed
1	1:38.866	1:38.866	76.467
2	3:10.489	1:31.623	82.512
3	4:41.977	1:31.488	82.634
4	6:13.935	1:31.958	82.211
5	7:46.337	1:32.402	81.816

14 97 Seamus ELLIOTT

Total Time **7:51.068** Avg Speed **80.243** Behind **30.905**

Best Time **1:32.778** Best Speed **81.485** On **5** Gp **b**

Lap	Elapsed Time	Lap Time	Lap Speed
1	1:37.337	1:37.337	77.668
2	3:11.294	1:33.957	80.462
3	4:44.875	1:33.581	80.786
4	6:18.290	1:33.415	80.929
5	7:51.068	1:32.778	81.485

11 96 Andy FARRELL

Total Time **7:48.062** Avg Speed **80.759** Behind **27.899**

Best Time **1:32.184** Best Speed **82.010** On **4** Gp **c**

Lap	Elapsed Time	Lap Time	Lap Speed
1	1:38.132	1:38.132	77.039
2	3:10.703	1:32.571	81.667
3	4:43.345	1:32.642	81.604
4	6:15.529	1:32.184	82.010
5	7:48.062	1:32.533	81.701

15 29 Adam LYON

Total Time **7:52.629** Avg Speed **79.978** Behind **32.466**

Best Time **1:31.759** Best Speed **82.390** On **5** Gp **c**

Lap	Elapsed Time	Lap Time	Lap Speed
1	1:40.249	1:40.249	75.412
2	3:15.630	1:35.381	79.261
3	4:49.090	1:33.460	80.890
4	6:20.870	1:31.780	82.371
5	7:52.629	1:31.759	82.390

12 27 Joseph LOUGHLIN

Total Time **7:48.281** Avg Speed **80.721** Behind **28.118**

Best Time **1:31.555** Best Speed **82.573** On **4** Gp **c**

Lap	Elapsed Time	Lap Time	Lap Speed
1	1:39.317	1:39.317	76.120
2	3:12.397	1:33.080	81.220
3	4:44.752	1:32.355	81.858
4	6:16.307	1:31.555	82.573
5	7:48.281	1:31.974	82.197

16 75 Kevin FITZPATRICK

Total Time **7:57.679** Avg Speed **79.133** Behind **37.516**

Best Time **1:30.988** Best Speed **83.088** On **5** Gp **b**

Lap	Elapsed Time	Lap Time	Lap Speed
1	1:42.370	1:42.370	73.850
2	3:19.267	1:36.897	78.021
3	4:53.431	1:34.164	80.285
4	6:26.691	1:33.260	81.064
5	7:57.679	1:30.988	83.088


KDM HIRE COOKSTOWN 100

SUPERBIKE

Race 1 - The Royal Hotel Open A

Saturday, 28 April 2018

DETAILED RESULT



Race Classification

17 63 Tom ROBINSON

Total Time **7:59.224** Avg Speed **78.878** Behind **39.061**

Best Time **1:32.597** Best Speed **81.644** On **5** Gp **c**

Lap	Elapsed Time	Lap Time	Lap Speed
1	1:42.733	1:42.733	73.589
2	3:20.468	1:37.735	77.352
3	4:53.921	1:33.453	80.896
4	6:26.627	1:32.706	81.548
5	7:59.224	1:32.597	81.644

18 22 Paul JORDAN

Total Time **7:59.459** Avg Speed **78.839** Behind **39.296**

Best Time **1:33.038** Best Speed **81.257** On **5** Gp **b**

Lap	Elapsed Time	Lap Time	Lap Speed
1	1:41.320	1:41.320	74.615
2	3:17.950	1:36.630	78.237
3	4:53.095	1:35.145	79.458
4	6:26.421	1:33.326	81.006
5	7:59.459	1:33.038	81.257

19 126 Mike NORBURY

Total Time **8:01.355** Avg Speed **78.528** Behind **41.192**

Best Time **1:33.229** Best Speed **81.091** On **5** Gp **b**

Lap	Elapsed Time	Lap Time	Lap Speed
1	1:42.059	1:42.059	74.075
2	3:19.022	1:36.963	77.968
3	4:54.437	1:35.415	79.233
4	6:28.126	1:33.689	80.693
5	8:01.355	1:33.229	81.091

20 68 Gareth EVANS

Total Time **8:06.223** Avg Speed **77.742** Behind **46.060**

Best Time **1:34.739** Best Speed **79.798** On **5** Gp **c**

Lap	Elapsed Time	Lap Time	Lap Speed
1	1:43.282	1:43.282	73.198
2	3:21.596	1:38.314	76.896
3	4:56.635	1:35.039	79.546
4	6:31.484	1:34.849	79.706
5	8:06.223	1:34.739	79.798

Not Classified

Not Classified

DNF 10 James CHAWKE

Total Time **3:25.502** Avg Speed **73.576** Behind

Best Time **1:43.034** Best Speed **73.374** On **2** Gp **c**

Lap	Elapsed Time	Lap Time	Lap Speed
1	1:42.468	1:42.468	73.779
2	3:25.502	1:43.034	73.374

DNF 6 William DUNLOP

Total Time **1:38.272** Avg Speed **76.929** Behind

Best Time **1:38.272** Best Speed **76.929** On **1** Gp **a**

Lap	Elapsed Time	Lap Time	Lap Speed
1	1:38.272	1:38.272	76.929

KDM HIRE COOKSTOWN 100

SUPERBIKE

Race 1 - The Royal Hotel Open A

LAP CHART



1					3					5				
No	Name	Gp	Time of Day	Lap Time	No	Name	Gp	Time of Day	Lap Time	No	Name	Gp	Time of Day	Lap Time
82	Derek SHEILS	b	13:02:37.777	1:31.738	82	Derek SHEILS	b	13:05:33.601	1:27.206	82	Derek SHEILS	b	13:08:26.202	1:26.089
65	Michael SWEENEY	a	13:02:40.085	1:34.046	65	Michael SWEENEY	a	13:05:37.834	1:28.182	3	Michael DUNLOP	a	13:08:31.168	1:25.490
86	Derek McGEE	a	13:02:40.470	1:34.431	3	Michael DUNLOP	a	13:05:38.399	1:27.285	65	Michael SWEENEY	a	13:08:31.891	1:26.480
47	Alistair KIRK	b	13:02:40.920	1:34.881	86	Derek McGEE	a	13:05:39.172	1:29.161	86	Derek McGEE	a	13:08:35.070	1:27.858
56	Adam McLEAN	a	13:02:41.499	1:35.460	56	Adam McLEAN	a	13:05:40.059	1:29.215	56	Adam McLEAN	a	13:08:35.484	1:27.464
3	Michael DUNLOP	a	13:02:42.855	1:36.816	52	James COWTON	a	13:05:41.950	1:28.450	52	James COWTON	a	13:08:37.089	1:27.049
97	Seamus ELLIOTT	b	13:02:43.376	1:37.337	47	Alistair KIRK	b	13:05:42.168	1:30.134	47	Alistair KIRK	b	13:08:43.622	1:30.380
74	Davey TODD	c	13:02:43.514	1:37.475	74	Davey TODD	c	13:05:46.696	1:31.259	74	Davey TODD	c	13:08:46.678	1:29.260
111	Brian McCORMACK	a	13:02:44.131	1:38.092	111	Brian McCORMACK	a	13:05:46.899	1:30.697	111	Brian McCORMACK	a	13:08:47.623	1:29.840
96	Andy FARRELL	c	13:02:44.171	1:38.132	5	Thomas MAXWELL	a	13:05:48.016	1:31.488	5	Thomas MAXWELL	a	13:08:52.376	1:32.402
6	William DUNLOP	a	13:02:44.311	1:38.272	96	Andy FARRELL	c	13:05:49.384	1:32.642	96	Andy FARRELL	c	13:08:54.101	1:32.533
52	James COWTON	a	13:02:44.412	1:38.373	27	Joseph LOUGHLIN	c	13:05:50.791	1:32.355	27	Joseph LOUGHLIN	c	13:08:54.320	1:31.974
14	Daniel COOPER	b	13:02:44.658	1:38.619	97	Seamus ELLIOTT	b	13:05:50.914	1:33.581	14	Daniel COOPER	b	13:08:54.769	1:31.441
5	Thomas MAXWELL	a	13:02:44.905	1:38.866	14	Daniel COOPER	b	13:05:51.664	1:32.724	97	Seamus ELLIOTT	b	13:08:57.107	1:32.778
27	Joseph LOUGHLIN	c	13:02:45.356	1:39.317	29	Adam LYON	c	13:05:55.129	1:33.460	29	Adam LYON	c	13:08:58.668	1:31.759
29	Adam LYON	c	13:02:46.288	1:40.249	22	Paul JORDAN	b	13:05:59.134	1:35.145	75	Kevin FITZPATRICK	b	13:09:03.718	1:30.988
22	Paul JORDAN	b	13:02:47.359	1:41.320	75	Kevin FITZPATRICK	b	13:05:59.470	1:34.164	63	Tom ROBINSON	c	13:09:05.263	1:32.597
126	Mike NORBURY	b	13:02:48.098	1:42.059	63	Tom ROBINSON	c	13:05:59.960	1:33.453	22	Paul JORDAN	b	13:09:05.498	1:33.038
75	Kevin FITZPATRICK	b	13:02:48.409	1:42.370	126	Mike NORBURY	b	13:06:00.476	1:35.415	126	Mike NORBURY	b	13:09:07.394	1:33.229
10	James CHAWKE	c	13:02:48.507	1:42.468	68	Gareth EVANS	c	13:06:02.674	1:35.039	68	Gareth EVANS	c	13:09:12.262	1:34.739
63	Tom ROBINSON	c	13:02:48.772	1:42.733										
68	Gareth EVANS	c	13:02:49.321	1:43.282										

2					4				
No	Name	Gp	Time of Day	Lap Time	No	Name	Gp	Time of Day	Lap Time
82	Derek SHEILS	b	13:04:06.395	1:28.618	82	Derek SHEILS	b	13:07:00.113	1:26.512
65	Michael SWEENEY	a	13:04:09.652	1:29.567	65	Michael SWEENEY	a	13:07:05.411	1:27.577
86	Derek McGEE	a	13:04:10.011	1:29.541	3	Michael DUNLOP	a	13:07:05.678	1:27.279
56	Adam McLEAN	a	13:04:10.844	1:29.345	86	Derek McGEE	a	13:07:07.212	1:28.040
3	Michael DUNLOP	a	13:04:11.114	1:28.259	56	Adam McLEAN	a	13:07:08.020	1:27.961
47	Alistair KIRK	b	13:04:12.034	1:31.114	52	James COWTON	a	13:07:10.040	1:28.090
52	James COWTON	a	13:04:13.500	1:29.088	47	Alistair KIRK	b	13:07:13.242	1:31.074
74	Davey TODD	c	13:04:15.437	1:31.923	74	Davey TODD	c	13:07:17.418	1:30.722
111	Brian McCORMACK	a	13:04:16.202	1:32.071	111	Brian McCORMACK	a	13:07:17.783	1:30.884
5	Thomas MAXWELL	a	13:04:16.528	1:31.623	5	Thomas MAXWELL	a	13:07:19.974	1:31.958
96	Andy FARRELL	c	13:04:16.742	1:32.571	96	Andy FARRELL	c	13:07:21.568	1:32.184
97	Seamus ELLIOTT	b	13:04:17.333	1:33.957	27	Joseph LOUGHLIN	c	13:07:22.346	1:31.555
27	Joseph LOUGHLIN	c	13:04:18.436	1:33.080	14	Daniel COOPER	b	13:07:23.328	1:31.664
14	Daniel COOPER	b	13:04:18.940	1:34.282	97	Seamus ELLIOTT	b	13:07:24.329	1:33.415
29	Adam LYON	c	13:04:21.669	1:35.381	29	Adam LYON	c	13:07:26.909	1:31.780
22	Paul JORDAN	b	13:04:23.989	1:36.630	22	Paul JORDAN	b	13:07:32.460	1:33.326
126	Mike NORBURY	b	13:04:25.061	1:36.963	63	Tom ROBINSON	c	13:07:32.666	1:32.706
75	Kevin FITZPATRICK	b	13:04:25.306	1:36.897	75	Kevin FITZPATRICK	b	13:07:32.730	1:33.260
63	Tom ROBINSON	c	13:04:26.507	1:37.735	126	Mike NORBURY	b	13:07:34.165	1:33.689
68	Gareth EVANS	c	13:04:27.635	1:38.314	68	Gareth EVANS	c	13:07:37.523	1:34.849
10	James CHAWKE	c	13:04:31.541	1:43.034					

ROAD RACE - IRISH SUPERBIKE

2018

#1

Pos	No.	Name	Total	Diff	Gap	R1	R2
1	82	Derek SHEILS	25	0	0	25	x
2	3	Michael DUNLOP	20	5	5	20	x
3	65	Michael SWEENEY	16	9	4	16	x
4	86	Derek McGEE	13	12	3	13	x
5	56	Adam McLEAN	11	14	2	11	x
6	52	James COWTON	10	15	1	10	x
7	47	Alistair KIRK	9	16	1	9	x
8	74	Davey TODD	8	17	1	8	x
9	111	Brian McCORMACK	7	18	1	7	x
10	5	Thomas MAXWELL	6	19	1	6	x
11	96	Andy FARRELL	5	20	1	5	x
12	27	Joseph LOUGHLIN	4	21	1	4	x
13	14	Daniel COOPER	3	22	1	3	x
14	97	Seamus ELLIOTT	2	23	1	2	x
15	29	Adam LYON	1	24	1	1	x

Event Legend

#1 27/04/2018 KDM HIRE COOKSTOWN 100

ROAD RACE - ULSTER SUPERBIKE

2018

#1

Pos	No.	Name	Total	Diff	Gap	R1	R2
1	82	Derek SHEILS	25	0	0	25	x
2	3	Michael DUNLOP	20	5	5	20	x
3	65	Michael SWEENEY	16	9	4	16	x
4	86	Derek McGEE	13	12	3	13	x
5	56	Adam McLEAN	11	14	2	11	x
6	52	James COWTON	10	15	1	10	x
7	47	Alistair KIRK	9	16	1	9	x
8	74	Davey TODD	8	17	1	8	x
9	111	Brian McCORMACK	7	18	1	7	x
10	5	Thomas MAXWELL	6	19	1	6	x
11	96	Andy FARRELL	5	20	1	5	x
12	27	Joseph LOUGHLIN	4	21	1	4	x
13	14	Daniel COOPER	3	22	1	3	x
14	97	Seamus ELLIOTT	2	23	1	2	x
15	29	Adam LYON	1	24	1	1	x

Event Legend

#1 27/04/2018 KDM HIRE COOKSTOWN 100