



# COOKSTOWN 100

Friday 27<sup>th</sup> & Saturday 28<sup>th</sup> April 2018

promoted by Cookstown & District MCC  
[www.cookstown100.com](http://www.cookstown100.com)



BILL EASTWOOD  
BUILDING & JOINERY  
CONTRACTORS

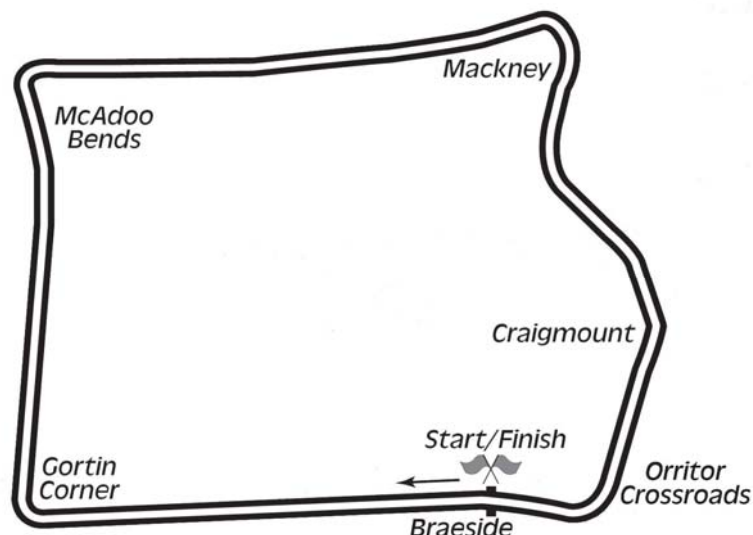


DESIGNLAB

**MOTO 3 (125cc GP)**



# Orritor Circuit 2.1 miles



## LAP RECORDS

Class	Rider	Machine	m s	mph	Year
125cc	William Dunlop	Honda	1 34.755	79.785	2010
Moto 3	Sam Wilson	Honda 250	1 36.741	78.147	2017
250cc	William Dunlop	Honda	1 29.658	84.320	2009
Lightweight Supersport	Darryl Tweed	Kawasaki 400	1 34.604	79.912	2016
Supertwin	James Cowton	Kawasaki	1 29.657	84.321	2015
Supersport	Michael Dunlop	Yamaha	1 24.783	89.169	2011
Superbike	Michael Dunlop	Honda	1 22.641	91.480	2013
Senior Support	Gary Robinson	Yamaha 600	1 29.956	84.041	2007
Junior Support	Joseph Loughlin	Kawasaki 650	1 30.965	83.109	2017
Classic 1000cc	Wattie Brown	Norton 920	1 40.273	75.394	2006
Classic 500cc	Neill McWhirter	Norton	1 41.491	74.489	2010
Classic 350cc	Paul Coward	Honda	1 43.421	73.099	2004
Classic 250cc	Geoff McMullan	Suzuki	1 47.294	70.461	2006
Forgotten Era	Anthony McColgan	Bimota 750	1 37.178	77.795	2016

## MOST WINS at COOKSTOWN 100

Ryan Farquhar	26	1996-12 (400-1, 450-2, STWN-4, SSP-5, SBK-13, SJUN-1)
Ray McCullough	14	1967-79 (250-8, 350-3, 500-3)
William Dunlop	14	2006-17 (125-3, 250-5, SSP-5, SBK B-1)
Joey Dunlop	11	1977-98 (125-1, 250-4, 350-2, 500-2, SSP-1, SBK-1)
Robert Dunlop	11	1985-08 (125-7, 250-1, 250 B-1, 350-1, SBK-1)
Phillip McCallen	10	1987-96 (250-3, 350-1, SSP-2, SBK-4)
Michael Dunlop	9	2006-15 (125-1, 250-1, STWN-2, STWN B-1, SSP-1, SBK-2, SJUN-1)
Barry Davidson	9	2007-17 (250-1, C350-5, C500-3)
Courtney Junk	8	1974-83 (200-2, 250-4, 350-1, 500-1)
Mervyn Elwood	8	1987-97 (C500-5, C1000-3)

## MOST WINS AT ALL IRISH ROAD RACE MEETINGS (after East Coast Races 2017)

Ryan Farquhar	211	1995-16
Joey Dunlop	156	1971-00
Robert Dunlop	135	1980-08
William Dunlop	119	2005-17
Ray McCullough	109	1960-82
Phillip McCallen	109	1987-99
Michael Dunlop	101	2006-17
Brian Reid	78	1980-94
Darran Lindsay	74	1999-06
James Courtney	66	1992-99

**KDM HIRE COOKSTOWN 100**
**Sorted on best lap time**
**MOTO 3 (125cc GP)**
**Orritor 2.100 miles**
**Moto 3 (125GP) Qualifying**
**27/04/2018 13:50**
**Practice started at 13:59:16**

Pos	Class	No.	Name	T	Machine	Team/Sponsor	Best Tm	Diff	Gap	Best Speed	In Lap	Laps	2nd Best
1	M3	6	Derek McGEE		Honda 250 Moto 3	Joey's Bar MCC	1:33.987			80.437	5	6	1:34.363
2	M3	56	Adam McLEAN		Honda 250 Moto 3	Jack Sands Racing	1:36.148	2.161	2.161	78.629	5	6	1:37.079
3	M3	18	Paul ROBINSON		Honda 250 Moto 3	CB Racing	1:37.836	3.849	1.688	77.272	5	5	1:39.545
4	125R	27	Joseph LOUGHLIN		Honda 125		1:38.940	4.953	1.104	76.410	5	5	1:39.371
5	M3	22	Paul JORDAN		Honda 250 Moto 3	ND Racing	1:40.649	6.662	1.709	75.113	5	5	1:43.359
6	125R	86	Nigel MOORE		Honda 125		1:40.835	6.848	0.186	74.974	5	5	1:41.810
7	M3	30	Melissa KENNEDY		Honda 250 Moto 3	K.N.R.	1:42.259	8.272	1.424	73.930	5	5	1:43.184
8	125R	17	Christopher EDER		KTM 125		1:42.719	8.732	0.460	73.599	5	5	1:42.805
9	125R	88	Jim HIND		Honda 125		1:44.756	10.769	2.037	72.168	5	5	1:46.092
10	125R	109	Neil KERNOHAN		Honda 125	Logan Racing	1:45.796	11.809	1.040	71.458	4	5	1:46.255
11	125R	14	Jack SANDS		Honda 125	Jack Sands Racing	1:46.369	12.382	0.573	71.073	5	5	1:46.419
12	125R	122	Chris MEYER		Honda 125		1:46.920	12.933	0.551	70.707	5	5	1:48.379
13	125R	29	Gary JORDAN		Honda 125	PSC Racing	1:47.564	13.577	0.644	70.284	5	5	1:49.009
14	125R	34	Sean LEONARD		Honda 125	John Mago	1:48.169	14.182	0.605	69.891	5	5	1:48.862
15	125R	94	Andrew JACKSON		Honda 125		1:49.155	15.168	0.986	69.259	5	5	1:49.222
16	125R	69	Ronnie SCOTT		Honda 125		1:50.167	16.180	1.012	68.623	3	5	1:51.290
17	125R	7	Sarah BOYES		Honda 125	Steve Boyes Race Prep	1:50.410	16.423	0.243	68.472	3	5	1:50.526
18	125R	74	Jamie O'BRIEN		Honda 125	Gilmore	1:51.042	17.055	0.632	68.082	4	5	1:51.326
19	125R	49	Malcolm LOVE		Honda 125		1:53.437	19.450	2.395	66.645	2	5	2:04.416

**Announcements**

Weather: Sunny / Track: Dry

Promoted by Cookstown and District Motor Cycle Club

Orbits

 Provisional result to be confirmed by the Stewards of the Meeting subject to the completion of technical inspections and the time limit for protests  
 MCUI (Ulster Centre) Timing & www.elaps-timing.com




# KDM HIRE COOKSTOWN 100

MOTO 3 (125cc GP)

Orritor 2.100 miles

Moto 3 (125GP) Qualifying

27/04/2018 13:50

Practice started at 13:59:16

(6) Derek McGEE			4	<b>1:43.184</b>	+0.925	4	<b>1:48.862</b>	+0.693
1	<b>2:32.645</b>	+58.658	5	<b>1:42.259</b>		5	<b>1:48.169</b>	
2	<b>1:37.235</b>	+3.248	(17) Christopher EDER			(94) Andrew JACKSON		
3	<b>1:35.657</b>	+1.670	1	<b>2:20.919</b>	+38.200	1	<b>2:29.475</b>	+40.320
4	<b>1:34.363</b>	+0.376	2	<b>1:46.126</b>	+3.407	2	<b>1:51.533</b>	+2.378
5	<b>1:33.987</b>		3	<b>1:45.556</b>	+2.837	3	<b>1:51.211</b>	+2.056
6	<b>2:10.706</b>	+36.719	4	<b>1:42.805</b>	+0.086	4	<b>1:49.222</b>	+0.067
(56) Adam McLEAN			5	<b>1:42.719</b>		5	<b>1:49.155</b>	
1	<b>2:12.318</b>	+36.170	(88) Jim HIND			(69) Ronnie SCOTT		
2	<b>1:42.102</b>	+5.954	1	<b>2:30.601</b>	+45.845	1	<b>3:03.159</b>	+1:12.992
3	<b>1:38.110</b>	+1.962	2	<b>1:50.762</b>	+6.006	2	<b>1:54.460</b>	+4.293
4	<b>1:37.079</b>	+0.931	3	<b>1:46.092</b>	+1.336	3	<b>1:50.167</b>	
5	<b>1:36.148</b>		4	<b>1:47.306</b>	+2.550	4	<b>1:51.290</b>	+1.123
6	<b>1:49.664</b>	+13.516	5	<b>1:44.756</b>		5	<b>1:53.108</b>	+2.941
(18) Paul ROBINSON			(109) Neil KERNOHAN			(7) Sarah BOYES		
1	<b>2:52.171</b>	+1:14.335	1	<b>2:45.766</b>	+59.970	1	<b>2:59.832</b>	+1:09.422
2	<b>1:41.486</b>	+3.650	2	<b>1:46.756</b>	+0.960	2	<b>1:52.300</b>	+1.890
3	<b>1:39.545</b>	+1.709	3	<b>1:46.323</b>	+0.527	3	<b>1:50.410</b>	
4	<b>1:40.738</b>	+2.902	4	<b>1:45.796</b>		4	<b>1:51.731</b>	+1.321
5	<b>1:37.836</b>		5	<b>1:46.255</b>	+0.459	5	<b>1:50.526</b>	+0.116
(27) Joseph LOUGHLIN			(14) Jack SANDS			(74) Jamie O'BRIEN		
1	<b>2:41.692</b>	+1:02.752	1	<b>2:14.969</b>	+28.600	1	<b>2:50.574</b>	+59.532
2	<b>1:41.280</b>	+2.340	2	<b>1:50.090</b>	+3.721	2	<b>1:52.191</b>	+1.149
3	<b>1:42.643</b>	+3.703	3	<b>1:49.343</b>	+2.974	3	<b>1:52.091</b>	+1.049
4	<b>1:39.371</b>	+0.431	4	<b>1:46.419</b>	+0.050	4	<b>1:51.042</b>	
5	<b>1:38.940</b>		5	<b>1:46.369</b>		5	<b>1:51.326</b>	+0.284
(22) Paul JORDAN			(122) Chris MEYER			(49) Malcolm LOVE		
1	<b>2:52.629</b>	+1:11.980	1	<b>2:54.011</b>	+1:07.091	1	<b>2:22.382</b>	+28.945
2	<b>1:50.878</b>	+10.229	2	<b>1:49.016</b>	+2.096	2	<b>1:53.437</b>	
3	<b>1:44.439</b>	+3.790	3	<b>1:48.769</b>	+1.849	3	<b>2:04.416</b>	+10.979
4	<b>1:43.359</b>	+2.710	4	<b>1:48.379</b>	+1.459	4	<b>2:07.804</b>	+14.367
5	<b>1:40.649</b>		5	<b>1:46.920</b>		5	<b>2:04.753</b>	+11.316
(86) Nigel MOORE			(29) Gary JORDAN					
1	<b>2:55.643</b>	+1:14.808	1	<b>2:24.014</b>	+36.450			
2	<b>1:44.912</b>	+4.077	2	<b>1:52.349</b>	+4.785			
3	<b>1:41.810</b>	+0.975	3	<b>1:49.094</b>	+1.530			
4	<b>1:42.408</b>	+1.573	4	<b>1:49.009</b>	+1.445			
5	<b>1:40.835</b>		5	<b>1:47.564</b>				
(30) Melissa KENNEDY			(34) Sean LEONARD					
1	<b>2:22.086</b>	+39.827	1	<b>2:28.364</b>	+40.195			
2	<b>1:45.852</b>	+3.593	2	<b>1:51.071</b>	+2.902			
3	<b>1:45.805</b>	+3.546	3	<b>1:51.550</b>	+3.381			

Promoted by Cookstown and District Motor Cycle Club

Orbits

Provisional result to be confirmed by the Stewards of the Meeting subject to the completion of technical inspections and the time limit for protests  
MCUI (Ulster Centre) Timing & www.elaps-timing.com




# KDM HIRE COOKSTOWN 100

MOTO 3 (125cc GP)

Orritor 2.100 miles

R2: Bill Eastwood Contracts/Designlab Moto 3


28/04/2018 10:55

Race (7 Laps)

## RACE 2 - MOTO 3 / 125GP

9	7 A	74 B	49 C	C
8	A 94	B 69	C	
7	A 122	B 29	C 34	
6	A 88	B 109	C 14	B
5	A 30	B 17	C	
4	A 27	B 22	C 86	
3	A 6	B 56	C 18	A
2				
1				

POLE POSITION



Promoted by Cookstown and District Motor Cycle Club

Orbits

Provisional result to be confirmed by the Stewards of the Meeting subject to the completion of technical inspections and the time limit for protests  
MCUI (Ulster Centre) Timing & www.elaps-timing.com



# KDM HIRE COOKSTOWN 100

## MOTO 3 (125cc GP)

### Race 2 - Bill Eastwood Contracts/Designlab Moto 3

Saturday, 28 April 2018



Pos	Class	No	Name	Machine / Sponsor	Gp	Lap	Total Time	Behind	Speed	-----Best Lap-----		
										Time	Speed	On
<b>Race Classification</b>												
1	M3	6	Derek McGEE	Honda 250 Moto 3 - Joey's Bar MCC	a	5	7:56.461		79.335	1:33.802	80.595	4
2	M3	56	Adam McLEAN	Honda 250 Moto 3 - Jack Sands Racing	a	5	8:03.641	7.180	78.157	1:34.736	79.801	3
3	M3	18	Paul ROBINSON	Honda 250 Moto 3 - CB Racing	a	5	8:18.298	21.837	75.858	1:38.018	77.129	2
4	M3	22	Paul JORDAN	Honda 250 Moto 3 - ND Racing	a	5	8:21.880	25.419	75.317	1:38.617	76.660	3
5	125R	27	Joseph LOUGHLIN	Honda 125	a	5	8:23.653	27.192	75.052	1:38.769	76.542	5
6	125R	17	Christopher EDER	KTM 125	a	5	8:28.643	32.182	74.315	1:39.381	76.071	3
7	125R	86	Nigel MOORE	Honda 125	a	5	8:35.464	39.003	73.332	1:41.738	74.309	4
8	125R	88	Jim HIND	Honda 125	b	5	8:38.549	42.088	72.896	1:42.191	73.979	5
9	125R	122	Chris MEYER	Honda 125	b	5	8:52.002	55.541	71.052	1:45.096	71.934	5
10	125R	29	Gary JORDAN	Honda 125 - PSC Racing	b	5	8:57.704	1:01.243	70.299	1:45.792	71.461	2
11	125R	14	Jack SANDS	Honda 125 - Jack Sands Racing	b	5	8:59.412	1:02.951	70.076	1:45.331	71.774	3
12	125R	74	Jamie O'BRIEN	Honda 125 - Gilmore	c	5	9:00.497	1:04.036	69.936	1:44.277	72.499	4
13	125R	7	Sarah BOYES	Honda 125 - Steve Boyes Race Prep	c	5	9:10.598	1:14.137	68.653	1:48.107	69.931	2
14	125R	94	Andrew JACKSON	Honda 125	b	5	9:12.040	1:15.579	68.473	1:48.303	69.804	4
15	125R	69	Ronnie SCOTT	Honda 125	b	5	9:12.213	1:15.752	68.452	1:48.458	69.704	4
16	M3	30	Melissa KENNEDY	Honda 250 Moto 3 - K.N.R.	a	5	9:33.405	1:36.944	65.922	1:42.821	73.526	5

### Fastest Lap / New Lap Record 80.595 mph (Previously 78.147 mph)

M3	6	Derek McGEE	Honda 250 Moto 3 - Joey's Bar MCC							1:33.802	80.595	4
----	---	-------------	-----------------------------------	--	--	--	--	--	--	----------	--------	---


### Not Classified

DNF	125R	49	Malcolm LOVE	Honda 125	c	2	3:49.187		65.972	1:50.616	68.345	2
-----	------	----	--------------	-----------	---	---	----------	--	--------	----------	--------	---

No 22 - TRANSPONDER NOT DETECTED

Provisional result to be confirmed by the Stewards of the Meeting subject to completion of technical inspections & the time limit for protests

Page 1 / 1

Circuit	<b>Orritor</b>	Signed		Organising Club	<b>Cookstown &amp; District MCC</b>
Length(miles)	<b>2.1000</b>		Chief Timekeeper	Race Started	<b>13:21</b>
Weather	<b>Cloudy</b>	Issued At:	<b>13:34</b>	Gp Time Diff - b 16.47 / c 32.45	
Track	<b>Dry</b>				


# KDM HIRE COOKSTOWN 100

MOTO 3 (125cc GP)

Race 2 - Bill Eastwood Contracts/Designlab Moto 3

Saturday, 28 April 2018

## DETAILED RESULT



### Race Classification

**1** 6 Derek McGEE

Total Time **7:56.461** Avg Speed **79.335** Behind  
Best Time **1:33.802** Best Speed **80.595** On **4** Gp **a**

Lap	Elapsed Time	Lap Time	Lap Speed
1	1:40.407	1:40.407	75.294
2	3:14.620	1:34.213	80.244
3	4:48.855	1:34.235	80.225
4	6:22.657	1:33.802	80.595
5	7:56.461	1:33.804	80.594

### Race Classification

**5** 27 Joseph LOUGHLIN

Total Time **8:23.653** Avg Speed **75.052** Behind **27.192**  
Best Time **1:38.769** Best Speed **76.542** On **5** Gp **a**

Lap	Elapsed Time	Lap Time	Lap Speed
1	1:46.116	1:46.116	71.243
2	3:26.532	1:40.416	75.287
3	5:05.748	1:39.216	76.197
4	6:44.884	1:39.136	76.259
5	8:23.653	1:38.769	76.542

**2** 56 Adam McLEAN

Total Time **8:03.641** Avg Speed **78.157** Behind **7.180**  
Best Time **1:34.736** Best Speed **79.801** On **3** Gp **a**

Lap	Elapsed Time	Lap Time	Lap Speed
1	1:41.320	1:41.320	74.615
2	3:16.776	1:35.456	79.199
3	4:51.512	1:34.736	79.801
4	6:27.282	1:35.770	78.939
5	8:03.641	1:36.359	78.457

**6** 17 Christopher EDER

Total Time **8:28.643** Avg Speed **74.315** Behind **32.182**  
Best Time **1:39.381** Best Speed **76.071** On **3** Gp **a**

Lap	Elapsed Time	Lap Time	Lap Speed
1	1:48.408	1:48.408	69.737
2	3:28.178	1:39.770	75.774
3	5:07.559	1:39.381	76.071
4	6:47.824	1:40.265	75.400
5	8:28.643	1:40.819	74.986

**3** 18 Paul ROBINSON

Total Time **8:18.298** Avg Speed **75.858** Behind **21.837**  
Best Time **1:38.018** Best Speed **77.129** On **2** Gp **a**

Lap	Elapsed Time	Lap Time	Lap Speed
1	1:42.895	1:42.895	73.473
2	3:20.913	1:38.018	77.129
3	4:59.395	1:38.482	76.765
4	6:38.214	1:38.819	76.504
5	8:18.298	1:40.084	75.537

**7** 86 Nigel MOORE

Total Time **8:35.464** Avg Speed **73.332** Behind **39.003**  
Best Time **1:41.738** Best Speed **74.309** On **4** Gp **a**

Lap	Elapsed Time	Lap Time	Lap Speed
1	1:48.133	1:48.133	69.914
2	3:30.172	1:42.039	74.089
3	5:11.913	1:41.741	74.306
4	6:53.651	1:41.738	74.309
5	8:35.464	1:41.813	74.254

**4** 22 Paul JORDAN

Total Time **8:21.880** Avg Speed **75.317** Behind **25.419**  
Best Time **1:38.617** Best Speed **76.660** On **3** Gp **a**

Lap	Elapsed Time	Lap Time	Lap Speed
1	1:45.504	1:45.504	71.656
2	3:25.383	1:39.879	75.692
3	5:04.000	1:38.617	76.660
4	6:42.804	1:38.804	76.515
5	8:21.880	1:39.076	76.305

**8** 88 Jim HIND

Total Time **8:38.549** Avg Speed **72.896** Behind **42.088**  
Best Time **1:42.191** Best Speed **73.979** On **5** Gp **b**

Lap	Elapsed Time	Lap Time	Lap Speed
1	1:47.265	1:47.265	70.480
2	3:30.796	1:43.531	73.022
3	5:13.545	1:42.749	73.577
4	6:56.358	1:42.813	73.532
5	8:38.549	1:42.191	73.979




# KDM HIRE COOKSTOWN 100

MOTO 3 (125cc GP)

Race 2 - Bill Eastwood Contracts/Designlab Moto 3

Saturday, 28 April 2018

## DETAILED RESULT



### Race Classification

#### **9** 122 Chris MEYER

Total Time **8:52.002** Avg Speed **71.052** Behind **55.541**

Best Time **1:45.096** Best Speed **71.934** On **5** Gp **b**

Lap	Elapsed Time	Lap Time	Lap Speed
1	1:50.165	1:50.165	68.624
2	3:36.012	1:45.847	71.424
3	5:21.649	1:45.637	71.566
4	7:06.906	1:45.257	71.824
5	8:52.002	1:45.096	71.934

### Race Classification

#### **13** 7 Sarah BOYES

Total Time **9:10.598** Avg Speed **68.653** Behind **1:14.137**

Best Time **1:48.107** Best Speed **69.931** On **2** Gp **c**

Lap	Elapsed Time	Lap Time	Lap Speed
1	1:54.139	1:54.139	66.235
2	3:42.246	1:48.107	69.931
3	5:30.834	1:48.588	69.621
4	7:20.679	1:49.845	68.824
5	9:10.598	1:49.919	68.778

#### **10** 29 Gary JORDAN

Total Time **8:57.704** Avg Speed **70.299** Behind **1:01.243**

Best Time **1:45.792** Best Speed **71.461** On **2** Gp **b**

Lap	Elapsed Time	Lap Time	Lap Speed
1	1:52.210	1:52.210	67.374
2	3:38.002	1:45.792	71.461
3	5:24.091	1:46.089	71.261
4	7:11.135	1:47.044	70.625
5	8:57.704	1:46.569	70.940

#### **14** 94 Andrew JACKSON

Total Time **9:12.040** Avg Speed **68.473** Behind **1:15.579**

Best Time **1:48.303** Best Speed **69.804** On **4** Gp **b**

Lap	Elapsed Time	Lap Time	Lap Speed
1	1:56.148	1:56.148	65.089
2	3:45.557	1:49.409	69.099
3	5:34.820	1:49.263	69.191
4	7:23.123	1:48.303	69.804
5	9:12.040	1:48.917	69.411

#### **11** 14 Jack SANDS

Total Time **8:59.412** Avg Speed **70.076** Behind **1:02.951**

Best Time **1:45.331** Best Speed **71.774** On **3** Gp **b**

Lap	Elapsed Time	Lap Time	Lap Speed
1	1:56.343	1:56.343	64.980
2	3:42.882	1:46.539	70.960
3	5:28.213	1:45.331	71.774
4	7:13.901	1:45.688	71.531
5	8:59.412	1:45.511	71.651

#### **15** 69 Ronnie SCOTT

Total Time **9:12.213** Avg Speed **68.452** Behind **1:15.752**

Best Time **1:48.458** Best Speed **69.704** On **4** Gp **b**

Lap	Elapsed Time	Lap Time	Lap Speed
1	1:57.119	1:57.119	64.550
2	3:46.031	1:48.912	69.414
3	5:35.068	1:49.037	69.334
4	7:23.526	1:48.458	69.704
5	9:12.213	1:48.687	69.558

#### **12** 74 Jamie O'BRIEN

Total Time **9:00.497** Avg Speed **69.936** Behind **1:04.036**

Best Time **1:44.277** Best Speed **72.499** On **4** Gp **c**

Lap	Elapsed Time	Lap Time	Lap Speed
1	1:55.537	1:55.537	65.434
2	3:43.104	1:47.567	70.282
3	5:31.096	1:47.992	70.005
4	7:15.373	1:44.277	72.499
5	9:00.497	1:45.124	71.915

#### **16** 30 Melissa KENNEDY

Total Time **9:33.405** Avg Speed **65.922** Behind **1:36.944**

Best Time **1:42.821** Best Speed **73.526** On **5** Gp **a**

Lap	Elapsed Time	Lap Time	Lap Speed
1	2:41.012	2:41.012	46.953
2	4:24.231	1:43.219	73.242
3	6:07.448	1:43.217	73.244
4	7:50.584	1:43.136	73.301
5	9:33.405	1:42.821	73.526

### Not Classified



# KDM HIRE COOKSTOWN 100

MOTO 3 (125cc GP)

Race 2 - Bill Eastwood Contracts/Designlab Moto 3

Saturday, 28 April 2018

## DETAILED RESULT



### Not Classified

**DNF** 49 Malcolm LOVE

Total Time **3:49.187** Avg Speed **65.972** Behind  
Best Time **1:50.616** Best Speed **68.345** On **2** Gp **c**

Lap	Elapsed Time	Lap Time	Lap Speed
1	1:58.571	1:58.571	63.759
2	3:49.187	1:50.616	68.345



# KDM HIRE COOKSTOWN 100

## MOTO 3 (125cc GP)

### Race 2 - Bill Eastwood Contracts/Designlab Moto 3

## LAP CHART



1				
No	Name	Gp	Time of Day	Lap Time
6	Derek McGEE	a	13:23:20.238	1:40.407
56	Adam McLEAN	a	13:23:21.151	1:41.320
18	Paul ROBINSON	a	13:23:22.726	1:42.895
22	Paul JORDAN	a	13:23:25.335	1:45.504
27	Joseph LOUGHLIN	a	13:23:25.947	1:46.116
88	Jim HIND	b	13:23:27.096	1:47.265
86	Nigel MOORE	a	13:23:27.964	1:48.133
17	Christopher EDER	a	13:23:28.239	1:48.408
122	Chris MEYER	b	13:23:29.996	1:50.165
29	Gary JORDAN	b	13:23:32.041	1:52.210
7	Sarah BOYES	c	13:23:33.970	1:54.139
74	Jamie O'BRIEN	c	13:23:35.368	1:55.537
94	Andrew JACKSON	b	13:23:35.979	1:56.148
14	Jack SANDS	b	13:23:36.174	1:56.343
69	Ronnie SCOTT	b	13:23:36.950	1:57.119
49	Malcolm LOVE	c	13:23:38.402	1:58.571
30	Melissa KENNEDY	a	13:24:20.843	2:41.012

2				
No	Name	Gp	Time of Day	Lap Time
6	Derek McGEE	a	13:24:54.451	1:34.213
56	Adam McLEAN	a	13:24:56.607	1:35.456
18	Paul ROBINSON	a	13:25:00.744	1:38.018
22	Paul JORDAN	a	13:25:05.214	1:39.879
27	Joseph LOUGHLIN	a	13:25:06.363	1:40.416
17	Christopher EDER	a	13:25:08.009	1:39.770
86	Nigel MOORE	a	13:25:10.003	1:42.039
88	Jim HIND	b	13:25:10.627	1:43.531
122	Chris MEYER	b	13:25:15.843	1:45.847
29	Gary JORDAN	b	13:25:17.833	1:45.792
7	Sarah BOYES	c	13:25:22.077	1:48.107
14	Jack SANDS	b	13:25:22.713	1:46.539
74	Jamie O'BRIEN	c	13:25:22.935	1:47.567
94	Andrew JACKSON	b	13:25:25.388	1:49.409
69	Ronnie SCOTT	b	13:25:25.862	1:48.912
49	Malcolm LOVE	c	13:25:29.018	1:50.616
30	Melissa KENNEDY	a	13:26:04.062	1:43.219

3				
No	Name	Gp	Time of Day	Lap Time
6	Derek McGEE	a	13:26:28.686	1:34.235
56	Adam McLEAN	a	13:26:31.343	1:34.736
18	Paul ROBINSON	a	13:26:39.226	1:38.482
22	Paul JORDAN	a	13:26:43.831	1:38.617
27	Joseph LOUGHLIN	a	13:26:45.579	1:39.216
17	Christopher EDER	a	13:26:47.390	1:39.381
86	Nigel MOORE	a	13:26:51.744	1:41.741
88	Jim HIND	b	13:26:53.376	1:42.749
122	Chris MEYER	b	13:27:01.480	1:45.637
29	Gary JORDAN	b	13:27:03.922	1:46.089
14	Jack SANDS	b	13:27:08.044	1:45.331
7	Sarah BOYES	c	13:27:10.665	1:48.588
74	Jamie O'BRIEN	c	13:27:10.927	1:47.992
94	Andrew JACKSON	b	13:27:14.651	1:49.263
69	Ronnie SCOTT	b	13:27:14.899	1:49.037
30	Melissa KENNEDY	a	13:27:47.279	1:43.217

4				
No	Name	Gp	Time of Day	Lap Time
6	Derek McGEE	a	13:28:02.488	1:33.802
56	Adam McLEAN	a	13:28:07.113	1:35.770
18	Paul ROBINSON	a	13:28:18.045	1:38.819
22	Paul JORDAN	a	13:28:22.635	1:38.804
27	Joseph LOUGHLIN	a	13:28:24.715	1:39.136
17	Christopher EDER	a	13:28:27.655	1:40.265
86	Nigel MOORE	a	13:28:33.482	1:41.738
88	Jim HIND	b	13:28:36.189	1:42.813
122	Chris MEYER	b	13:28:46.737	1:45.257
29	Gary JORDAN	b	13:28:50.966	1:47.044
14	Jack SANDS	b	13:28:53.732	1:45.688
74	Jamie O'BRIEN	c	13:28:55.204	1:44.277
7	Sarah BOYES	c	13:29:00.510	1:49.845
94	Andrew JACKSON	b	13:29:02.954	1:48.303
69	Ronnie SCOTT	b	13:29:03.357	1:48.458
30	Melissa KENNEDY	a	13:29:30.415	1:43.136

5				
No	Name	Gp	Time of Day	Lap Time
6	Derek McGEE	a	13:29:36.292	1:33.804
56	Adam McLEAN	a	13:29:43.472	1:36.359
18	Paul ROBINSON	a	13:29:58.129	1:40.084
22	Paul JORDAN	a	13:30:01.711	1:39.076
27	Joseph LOUGHLIN	a	13:30:03.484	1:38.769
17	Christopher EDER	a	13:30:08.474	1:40.819
86	Nigel MOORE	a	13:30:15.295	1:41.813
88	Jim HIND	b	13:30:18.380	1:42.191
122	Chris MEYER	b	13:30:31.833	1:45.096
29	Gary JORDAN	b	13:30:37.535	1:46.569
14	Jack SANDS	b	13:30:39.243	1:45.511
74	Jamie O'BRIEN	c	13:30:40.328	1:45.124
7	Sarah BOYES	c	13:30:50.429	1:49.919
94	Andrew JACKSON	b	13:30:51.871	1:48.917
69	Ronnie SCOTT	b	13:30:52.044	1:48.687
30	Melissa KENNEDY	a	13:31:13.236	1:42.821

**ROAD RACE - IRISH MOTO 3 (125GP)**

2018

					#1	
Pos	No.	Name	Total	Diff	Gap	R1
1	6	Derek McGEE	25	0	0	25
2	56	Adam McLEAN	20	5	5	20
3	18	Paul ROBINSON	16	9	4	16
4	22	Paul JORDAN	13	12	3	13
5	27	Joseph LOUGHLIN	11	14	2	11
6	17	Christopher EDER	10	15	1	10
7	86	Nigel MOORE	9	16	1	9
8	88	Jim HIND	8	17	1	8
9	122	Chris MEYER	7	18	1	7
10	29	Gary JORDAN	6	19	1	6
11	14	Jack SANDS	5	20	1	5
12	74	Jamie O'BRIEN	4	21	1	4
13	7	Sarah BOYES	3	22	1	3
14	94	Andrew JACKSON	2	23	1	2
15	69	Ronnie SCOTT	1	24	1	1

**Event Legend**

#1 27/04/2018 KDM HIRE COOKSTOWN 100

**ROAD RACE - ULSTER MOTO 3 (125GP)**

2018

					#1	
Pos	No.	Name	Total	Diff	Gap	R1
1	6	Derek McGEE	25	0	0	25
2	56	Adam McLEAN	20	5	5	20
3	18	Paul ROBINSON	16	9	4	16
4	22	Paul JORDAN	13	12	3	13
5	27	Joseph LOUGHLIN	11	14	2	11
6	17	Christopher EDER	10	15	1	10
7	86	Nigel MOORE	9	16	1	9
8	88	Jim HIND	8	17	1	8
9	122	Chris MEYER	7	18	1	7
10	29	Gary JORDAN	6	19	1	6
11	14	Jack SANDS	5	20	1	5
12	74	Jamie O'BRIEN	4	21	1	4
13	7	Sarah BOYES	3	22	1	3
14	94	Andrew JACKSON	2	23	1	2
15	69	Ronnie SCOTT	1	24	1	1

**Event Legend**

---

#1    27/04/2018    KDM HIRE COOKSTOWN 100