



COOKSTOWN 100

Friday 27th & Saturday 28th April 2018

promoted by Cookstown & District MCC
www.cookstown100.com



COOKSTOWN CARAVANS SENIOR CLASSIC 500cc / 1000cc



Comhairle Ceantair
Lár Uladh
Mid Ulster
District Council

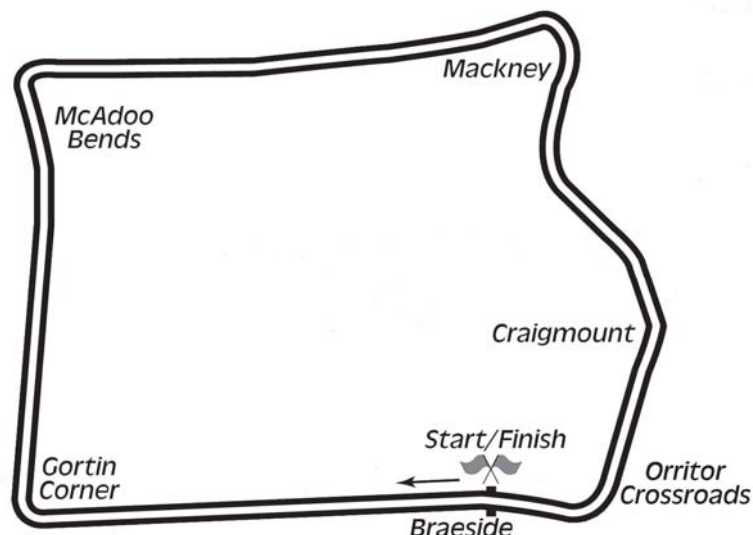


2&4
WHEEL MOTORSPORT
STEERING GROUP LTD.

BBC SPORT NI

isport
Northern Ireland

Orritor Circuit 2.1 miles



LAP RECORDS

Class	Rider	Machine	m s	mph	Year
125cc	William Dunlop	Honda	1 34.755	79.785	2010
Moto 3	Sam Wilson	Honda 250	1 36.741	78.147	2017
250cc	William Dunlop	Honda	1 29.658	84.320	2009
Lightweight Supersport	Darryl Tweed	Kawasaki 400	1 34.604	79.912	2016
Supertwin	James Cowton	Kawasaki	1 29.657	84.321	2015
Supersport	Michael Dunlop	Yamaha	1 24.783	89.169	2011
Superbike	Michael Dunlop	Honda	1 22.641	91.480	2013
Senior Support	Gary Robinson	Yamaha 600	1 29.956	84.041	2007
Junior Support	Joseph Loughlin	Kawasaki 650	1 30.965	83.109	2017
Classic 1000cc	Wattie Brown	Norton 920	1 40.273	75.394	2006
Classic 500cc	Neill McWhirter	Norton	1 41.491	74.489	2010
Classic 350cc	Paul Coward	Honda	1 43.421	73.099	2004
Classic 250cc	Geoff McMullan	Suzuki	1 47.294	70.461	2006
Forgotten Era	Anthony McColgan	Bimota 750	1 37.178	77.795	2016

MOST WINS at COOKSTOWN 100

Ryan Farquhar	26	1996-12 (400-1, 450-2, STWN-4, SSP-5, SBK-13, SJUN-1)
Ray McCullough	14	1967-79 (250-8, 350-3, 500-3)
William Dunlop	14	2006-17 (125-3, 250-5, SSP-5, SBK B-1)
Joey Dunlop	11	1977-98 (125-1, 250-4, 350-2, 500-2, SSP-1, SBK-1)
Robert Dunlop	11	1985-08 (125-7, 250-1, 250 B-1, 350-1, SBK-1)
Phillip McCallen	10	1987-96 (250-3, 350-1, SSP-2, SBK-4)
Michael Dunlop	9	2006-15 (125-1, 250-1, STWN-2, STWN B-1, SSP-1, SBK-2, SJUN-1)
Barry Davidson	9	2007-17 (250-1, C350-5, C500-3)
Courtney Junk	8	1974-83 (200-2, 250-4, 350-1, 500-1)
Mervyn Elwood	8	1987-97 (C500-5, C1000-3)

MOST WINS AT ALL IRISH ROAD RACE MEETINGS (after East Coast Races 2017)

Ryan Farquhar	211	1995-16
Joey Dunlop	156	1971-00
Robert Dunlop	135	1980-08
William Dunlop	119	2005-17
Ray McCullough	109	1960-82
Phillip McCallen	109	1987-99
Michael Dunlop	101	2006-17
Brian Reid	78	1980-94
Darran Lindsay	74	1999-06
James Courtney	66	1992-99

KDM HIRE COOKSTOWN 100
Sorted on best lap time
SENIOR CLASSIC 500cc / 1000cc
Orritor 2.100 miles
Senior Classic Qualifying
27/04/2018 16:32
Practice started at 15:57:58

Pos	Class	No.	Name	T	Machine	Team/Sponsor	Best Tm	Diff	Gap	Best Speed	In Lap	Laps	2nd Best
1	C500	40	Barry DAVIDSON		Honda 500	Team Gimbert	1:44.637			72.250	4	6	1:44.974
2	C1000	12	Richard FORD		Norton 920	Bob Jackson Racing	1:44.975	0.338	0.338	72.017	5	6	1:45.356
3	C1000	155	Morgan GOVIGNON		BMW		1:47.352	2.715	2.377	70.423	3	6	1:47.450
4	C500	2	Freddie STEWART		Honda 500		1:48.489	3.852	1.137	69.684	5	6	1:48.570
5	C500	71	Mark PARRETT		Manx Norton 500	Works Racing M/cycles	1:49.278	4.641	0.789	69.181	3	6	1:49.647
6	C500	75	John PEMBERTON		Manx Norton 499		1:49.523	4.886	0.245	69.027	4	6	1:49.813
7	C500	4	Billy LYLE		Drixton Honda 500		1:50.182	5.545	0.659	68.614	5	6	1:51.229
8	C500	59	Anthony AMBLER		Drixton Honda 500	Chris Ambler Race Fab	1:50.265	5.628	0.083	68.562	3	6	1:51.015
9	C1000	74	Jamie O'BRIEN		Weslake 850	TTS Exports	1:51.426	6.789	1.161	67.848	2	3	1:57.817
10	C500	20	Gary HUTTON		Seeley Honda 500		1:52.764	8.127	1.338	67.043	3	6	1:54.552
11	C500	6	Antony NICHOLLS		Manx Norton 499	Petty Summerfield	1:53.037	8.400	0.273	66.881	4	6	1:53.081
12	C500	5	Gary JAMISON		Honda 500		1:53.625	8.988	0.588	66.535	3	6	1:54.971
13	C500	51	Andy KILDEA		Drixton Honda 450	Signature Tiles	1:53.742	9.105	0.117	66.466	3	6	1:56.278
14	C500	3	Wattie BROWN		Manx Norton 498	ACP	1:56.463	11.826	2.721	64.913	3	3	1:56.995
15	C500	26	David CARLETON		Drixton Honda 500		1:56.595	11.958	0.132	64.840	2	6	1:56.752
16	C1000	76	Philip SHAW		Yamaha 750		1:56.881	12.244	0.286	64.681	5	6	1:58.688
17	C500	182	Roger CHEN		Honda 500		2:02.070	17.433	5.189	61.932	4	6	2:03.482
18	C500	211	Tim STEPHENSON		Seeley Honda 500	Roy Unwin KSS	2:02.680	18.043	0.610	61.624	2	2	3:13.155
19	C500	300	Bill SMYTH		Velocette 500		2:13.250	28.613	10.570	56.735	3	5	2:13.369
20	C1000	34	Trevor STEWART		Honda 560	Stewart Racing	2:25.306	40.669	12.056	52.028	4	4	2:25.622
21	C1000	15	Dave BROUGH		Honda 560	Ambler Racing	2:37.829	53.192	12.523	47.900	4	5	2:38.898

Announcements

Weather: Cloudy / Track: Dry

Promoted by Cookstown and District Motor Cycle Club

Orbits

 Provisional result to be confirmed by the Stewards of the Meeting subject to the completion of technical inspections and the time limit for protests
 MCUI (Ulster Centre) Timing & www.elaps-timing.com



Printed: 27/04/2018 16:26:24

KDM HIRE COOKSTOWN 100

SENIOR CLASSIC 500cc / 1000cc

Orritor 2.100 miles

Senior Classic Qualifying

27/04/2018 16:32

Practice started at 15:57:58

(40) Barry DAVIDSON			(4) Billy LYLE			4 1:57.118 +3.376			(15) Dave BROUGH		
1	3:16.116	+1:31.479	1	3:14.252	+1:24.070	5	2:02.671	+8.929	1	4:00.326	+1:22.497
2	1:47.996	+3.359	2	1:54.518	+4.336	6	2:16.081	+22.339	2	2:39.667	+1.838
3	1:45.426	+0.789	3	1:53.170	+2.988	(3) Wattie BROWN			3	2:38.898	+1.069
4	1:44.637		4	1:51.229	+1.047	1	2:57.307	+1:00.844	4	2:37.829	
5	1:44.974	+0.337	5	1:50.182		2	1:56.995	+0.532	5	2:58.649	+20.820
6	2:05.986	+21.349	6	2:21.467	+31.285	3	1:56.463				
(12) Richard FORD			(59) Anthony AMBLER			(26) David CARLETON					
1	3:26.026	+1:41.051	1	3:10.070	+1:19.805	1	3:11.224	+1:14.629			
2	1:45.356	+0.381	2	1:51.015	+0.750	2	1:56.595				
3	1:47.616	+2.641	3	1:50.265		3	1:56.752	+0.157			
4	1:46.773	+1.798	4	1:52.806	+2.541	4	2:00.106	+3.511			
5	1:44.975		5	1:55.365	+5.100	5	1:59.096	+2.501			
6	2:20.827	+35.852	6	2:17.559	+27.294	6	2:23.086	+26.491			
(155) Morgan GOVIGNON			(74) Jamie O'BRIEN			(76) Philip SHAW					
1	4:26.851	+2:39.499	1	2:55.746	+1:04.320	1	3:21.738	+1:24.857			
2	1:47.450	+0.098	2	1:51.426		2	2:00.466	+3.585			
3	1:47.352		3	1:57.817	+6.391	3	1:59.155	+2.274			
4	1:50.950	+3.598	(20) Gary HUTTON			4	1:58.688	+1.807			
5	1:48.267	+0.915	1	3:25.405	+1:32.641	5	1:56.881				
6	2:13.509	+26.157	2	1:55.790	+3.026	6	2:29.711	+32.830			
(2) Freddie STEWART			3	1:52.764		(182) Roger CHEN					
1	3:09.755	+1:21.266	4	1:55.957	+3.193	1	3:30.066	+1:27.996			
2	1:49.434	+0.945	5	1:54.552	+1.788	2	2:03.482	+1.412			
3	1:48.570	+0.081	6	2:10.706	+17.942	3	2:04.754	+2.684			
4	1:50.052	+1.563	(6) Antony NICHOLLS			4	2:02.070				
5	1:48.489		1	4:08.695	+2:15.658	5	2:05.656	+3.586			
6	2:21.347	+32.858	2	1:58.373	+5.336	6	2:14.819	+12.749			
(71) Mark PARRETT			3	1:54.299	+1.262	(211) Tim STEPHENSON					
1	3:11.704	+1:22.426	4	1:53.037		1	3:13.155	+1:10.475			
2	1:51.858	+2.580	5	1:53.081	+0.044	2	2:02.680				
3	1:49.278		6	2:08.100	+15.063	(300) Bill SMYTH					
4	1:49.647	+0.369	(5) Gary JAMISON			1	3:37.737	+1:24.487			
5	1:50.550	+1.272	1	3:24.980	+1:31.355	2	2:14.850	+1.600			
6	2:19.332	+30.054	2	1:55.563	+1.938	3	2:13.250				
(75) John PEMBERTON			3	1:53.625		4	2:13.369	+0.119			
1	3:13.426	+1:23.903	4	2:33.880	+40.255	5	2:30.923	+17.673			
2	1:54.712	+5.189	5	1:54.971	+1.346	(34) Trevor STEWART					
3	1:52.180	+2.657	6	3:08.370	+1:14.745	1	3:46.937	+1:21.631			
4	1:49.523		(51) Andy KILDEA			2	2:26.686	+1.380			
5	1:49.813	+0.290	1	3:09.684	+1:15.942	3	2:25.622	+0.316			
6	2:13.927	+24.404	2	1:56.278	+2.536	4	2:25.306				
			3	1:53.742							

Promoted by Cookstown and District Motor Cycle Club

Orbits

Provisional result to be confirmed by the Stewards of the Meeting subject to the completion of technical inspections and the time limit for protests
MCUI (Ulster Centre) Timing & www.elaps-timing.com




KDM HIRE COOKSTOWN 100

SENIOR CLASSIC 500cc / 1000cc

Orritor 2.100 miles

R10: Cookstown Caravans Senior Classic


28/04/2018 14:15

Race (7 Laps)

RACE 10 - SENIOR CLASSIC

10	34 A	15 B	300 C
9	182 A	211 B	
8	26 A	76 B	No 3 subject to completing 5 practice laps
7	5 A	51 B	3 C
6	74 A	20 B	6 C
5			
4	4 A	59 B	
3	2 A	71 B	75 C
2	40 A	12 B	155 C
1			

POLE POSITION



Promoted by Cookstown and District Motor Cycle Club

Orbits

Provisional result to be confirmed by the Stewards of the Meeting subject to the completion of technical inspections and the time limit for protests
MCUI (Ulster Centre) Timing & www.elaps-timing.com



KDM HIRE COOKSTOWN 100

CLASSIC 500cc/1000cc

Race 10 - Cookstown Caravans Senior Classic


Saturday, 28 April 2018



Pos	Class	No	Name	Machine / Sponsor	Gp	Lap	Total Time	Behind	Speed	-----Best Lap-----		
										Time	Speed	On
Race Classification												
1	C1000	12	Richard FORD	Norton 920 - Bob Jackson Racing	a	4	7:36.135		66.296	1:51.383	67.874	2
2	C500	40	Barry DAVIDSON	Honda 500 - Team Gimbert	a	4	7:43.670	7.535	65.219	1:50.598	68.356	4
3	C1000	155	Morgan GOVIGNON	BMW	a	4	7:52.991	16.856	63.934	1:55.829	65.269	4
4	C500	3	Wattie BROWN	Manx Norton 498 - ACP	b	4	7:53.928	17.793	63.807	1:55.368	65.529	2
5	C500	4	Billy LYLE	Drixton Honda 500	a	4	7:54.701	18.566	63.703	1:55.908	65.224	2
6	C500	2	Freddie STEWART	Honda 500	a	4	7:55.279	19.144	63.626	1:55.493	65.459	4
7	C500	59	Anthony AMBLER	Drixton Honda 500 - Chris Ambler Race Fab	a	4	7:55.546	19.411	63.590	1:55.385	65.520	4
8	C500	6	Antony NICHOLLS	Manx Norton 499 - Petty Summerfield	b	4	8:05.569	29.434	62.277	1:58.752	63.662	2
9	C500	51	Andy KILDEA	Drixton Honda 450 - Signature Tiles	b	4	8:06.005	29.870	62.222	1:58.381	63.862	2
10	C500	75	John PEMBERTON	Manx Norton 499	a	4	8:09.047	32.912	61.835	1:57.006	64.612	3
11	C500	5	Gary JAMISON	Honda 500	b	4	8:09.522	33.387	61.775	2:00.445	62.767	4
12	C500	26	David CARLETON	Drixton Honda 500	b	4	8:10.528	34.393	61.648	1:59.576	63.223	2
13	C1000	74	Jamie O'BRIEN	Weslake 850 - TTS Exports	b	4	8:11.349	35.214	61.545	1:53.186	66.793	3
14	C500	20	Gary HUTTON	Seeley Honda 500	b	4	8:13.804	37.669	61.239	2:00.972	62.494	2
15	C500	182	Roger CHEN	Honda 500	c	4	8:17.800	41.665	60.747	2:02.596	61.666	3
16	C1000	76	Philip SHAW	Yamaha 750	b	4	8:24.529	48.394	59.937	2:02.241	61.845	3
17	C1000	34	Trevor STEWART	Honda 560 - Stewart Racing	c	3	7:47.670	1 Lap	48.496	2:34.958	48.787	2
18	C1000	15	Dave BROUGH	Honda 560 - Ambler Racing	c	3	8:06.626	1 Lap	46.607	2:36.445	48.324	2
Fastest Lap												
	C500	40	Barry DAVIDSON	Honda 500 - Team Gimbert						1:50.598	68.356	4
Not Classified												
DNF	C500	71	Mark PARRETT	Manx Norton 500 - Works Racing M/cycles	a	3	6:04.606		62.204	1:58.714	63.682	3

Provisional result to be confirmed by the Stewards of the Meeting subject to completion of technical inspections & the time limit for protests

Page 1 / 1

Circuit	Orritor	Signed		Organising Club	Cookstown & District MCC
Length(miles)	2.1000		Chief Timekeeper	Race Started	17:17
Weather	Cloudy	Issued At:	17:29	Gp Time Diff - b 18.03 / c 38.63	
Track	Wet				


KDM HIRE COOKSTOWN 100

CLASSIC 500cc/1000cc

Race 10 - Cookstown Caravans Senior Classic

Saturday, 28 April 2018

DETAILED RESULT



Race Classification

1 12 Richard FORD

Total Time **7:36.135** Avg Speed **66.296** Behind
 Best Time **1:51.383** Best Speed **67.874** On **2** Gp **a**

Lap	Elapsed Time	Lap Time	Lap Speed
1	1:56.884	1:56.884	64.680
2	3:48.267	1:51.383	67.874
3	5:42.578	1:54.311	66.135
4	7:36.135	1:53.557	66.574

2 40 Barry DAVIDSON

Total Time **7:43.670** Avg Speed **65.219** Behind **7.535**
 Best Time **1:50.598** Best Speed **68.356** On **4** Gp **a**

Lap	Elapsed Time	Lap Time	Lap Speed
1	2:00.705	2:00.705	62.632
2	3:56.800	1:56.095	65.119
3	5:53.072	1:56.272	65.020
4	7:43.670	1:50.598	68.356

3 155 Morgan GOVIGNON

Total Time **7:52.991** Avg Speed **63.934** Behind **16.856**
 Best Time **1:55.829** Best Speed **65.269** On **4** Gp **a**

Lap	Elapsed Time	Lap Time	Lap Speed
1	2:02.435	2:02.435	61.747
2	4:01.118	1:58.683	63.699
3	5:57.162	1:56.044	65.148
4	7:52.991	1:55.829	65.269

4 3 Wattie BROWN

Total Time **7:53.928** Avg Speed **63.807** Behind **17.793**
 Best Time **1:55.368** Best Speed **65.529** On **2** Gp **b**

Lap	Elapsed Time	Lap Time	Lap Speed
1	2:02.846	2:02.846	61.540
2	3:58.214	1:55.368	65.529
3	5:56.426	1:58.212	63.953
4	7:53.928	1:57.502	64.339

5 4 Billy LYLE

Total Time **7:54.701** Avg Speed **63.703** Behind **18.566**
 Best Time **1:55.908** Best Speed **65.224** On **2** Gp **a**

Lap	Elapsed Time	Lap Time	Lap Speed
1	2:06.544	2:06.544	59.742
2	4:02.452	1:55.908	65.224
3	5:58.394	1:55.942	65.205
4	7:54.701	1:56.307	65.000

Race Classification

6 2 Freddie STEWART

Total Time **7:55.279** Avg Speed **63.626** Behind **19.144**
 Best Time **1:55.493** Best Speed **65.459** On **4** Gp **a**

Lap	Elapsed Time	Lap Time	Lap Speed
1	2:02.756	2:02.756	61.586
2	4:00.801	1:58.045	64.043
3	5:59.786	1:58.985	63.537
4	7:55.279	1:55.493	65.459

7 59 Anthony AMBLER

Total Time **7:55.546** Avg Speed **63.590** Behind **19.411**
 Best Time **1:55.385** Best Speed **65.520** On **4** Gp **a**

Lap	Elapsed Time	Lap Time	Lap Speed
1	2:07.374	2:07.374	59.353
2	4:03.015	1:55.641	65.375
3	6:00.161	1:57.146	64.535
4	7:55.546	1:55.385	65.520

8 6 Antony NICHOLLS

Total Time **8:05.569** Avg Speed **62.277** Behind **29.434**
 Best Time **1:58.752** Best Speed **63.662** On **2** Gp **b**

Lap	Elapsed Time	Lap Time	Lap Speed
1	2:04.949	2:04.949	60.505
2	4:03.701	1:58.752	63.662
3	6:03.535	1:59.834	63.087
4	8:05.569	2:02.034	61.950

9 51 Andy KILDEA

Total Time **8:06.005** Avg Speed **62.222** Behind **29.870**
 Best Time **1:58.381** Best Speed **63.862** On **2** Gp **b**

Lap	Elapsed Time	Lap Time	Lap Speed
1	2:07.804	2:07.804	59.153
2	4:06.185	1:58.381	63.862
3	6:05.219	1:59.034	63.511
4	8:06.005	2:00.786	62.590

10 75 John PEMBERTON

Total Time **8:09.047** Avg Speed **61.835** Behind **32.912**
 Best Time **1:57.006** Best Speed **64.612** On **3** Gp **a**

Lap	Elapsed Time	Lap Time	Lap Speed
1	2:08.981	2:08.981	58.613
2	4:08.156	1:59.175	63.436
3	6:05.162	1:57.006	64.612
4	8:09.047	2:03.885	61.024


KDM HIRE COOKSTOWN 100

CLASSIC 500cc/1000cc

Race 10 - Cookstown Caravans Senior Classic

Saturday, 28 April 2018

DETAILED RESULT



Race Classification

11 5 Gary JAMISON

Total Time **8:09.522** Avg Speed **61.775** Behind **33.387**

Best Time **2:00.445** Best Speed **62.767** On **4** Gp **b**

Lap	Elapsed Time	Lap Time	Lap Speed
1	2:07.553	2:07.553	59.269
2	4:08.583	2:01.030	62.464
3	6:09.077	2:00.494	62.742
4	8:09.522	2:00.445	62.767

12 26 David CARLETON

Total Time **8:10.528** Avg Speed **61.648** Behind **34.393**

Best Time **1:59.576** Best Speed **63.223** On **2** Gp **b**

Lap	Elapsed Time	Lap Time	Lap Speed
1	2:08.193	2:08.193	58.974
2	4:07.769	1:59.576	63.223
3	6:08.735	2:00.966	62.497
4	8:10.528	2:01.793	62.073

13 74 Jamie O'BRIEN

Total Time **8:11.349** Avg Speed **61.545** Behind **35.214**

Best Time **1:53.186** Best Speed **66.793** On **3** Gp **b**

Lap	Elapsed Time	Lap Time	Lap Speed
1	2:00.641	2:00.641	62.665
2	3:54.596	1:53.955	66.342
3	5:47.782	1:53.186	66.793
4	8:11.349	2:23.567	52.658

14 20 Gary HUTTON

Total Time **8:13.804** Avg Speed **61.239** Behind **37.669**

Best Time **2:00.972** Best Speed **62.494** On **2** Gp **b**

Lap	Elapsed Time	Lap Time	Lap Speed
1	2:09.066	2:09.066	58.575
2	4:10.038	2:00.972	62.494
3	6:11.727	2:01.689	62.126
4	8:13.804	2:02.077	61.928

15 182 Roger CHEN

Total Time **8:17.800** Avg Speed **60.747** Behind **41.665**

Best Time **2:02.596** Best Speed **61.666** On **3** Gp **c**

Lap	Elapsed Time	Lap Time	Lap Speed
1	2:08.708	2:08.708	58.738
2	4:12.074	2:03.366	61.281
3	6:14.670	2:02.596	61.666
4	8:17.800	2:03.130	61.399

Race Classification

16 76 Philip SHAW

Total Time **8:24.529** Avg Speed **59.937** Behind **48.394**

Best Time **2:02.241** Best Speed **61.845** On **3** Gp **b**

Lap	Elapsed Time	Lap Time	Lap Speed
1	2:11.289	2:11.289	57.583
2	4:15.811	2:04.522	60.712
3	6:18.052	2:02.241	61.845
4	8:24.529	2:06.477	59.774

17 34 Trevor STEWART

Total Time **7:47.670** Avg Speed **48.496** Behind **1 Lap**

Best Time **2:34.958** Best Speed **48.787** On **2** Gp **c**

Lap	Elapsed Time	Lap Time	Lap Speed
1	2:35.112	2:35.112	48.739
2	5:10.070	2:34.958	48.787
3	7:47.670	2:37.600	47.970

18 15 Dave BROUGH

Total Time **8:06.626** Avg Speed **46.607** Behind **1 Lap**

Best Time **2:36.445** Best Speed **48.324** On **2** Gp **c**

Lap	Elapsed Time	Lap Time	Lap Speed
1	2:44.343	2:44.343	46.001
2	5:20.788	2:36.445	48.324
3	8:06.626	2:45.838	45.587

Not Classified

DNF 71 Mark PARRETT

Total Time **6:04.606** Avg Speed **62.204** Behind

Best Time **1:58.714** Best Speed **63.682** On **3** Gp **a**

Lap	Elapsed Time	Lap Time	Lap Speed
1	2:07.170	2:07.170	59.448
2	4:05.892	1:58.722	63.678
3	6:04.606	1:58.714	63.682

KDM HIRE COOKSTOWN 100

CLASSIC 500cc/1000cc

Race 10 - Cookstown Caravans Senior Classic

LAP CHART



1

No	Name	Gp	Time of Day	Lap Time
12	Richard FORD	a	17:19:34.218	1:56.884
74	Jamie O'BRIEN	b	17:19:37.975	2:00.641
40	Barry DAVIDSON	a	17:19:38.039	2:00.705
155	Morgan GOVIGNON	a	17:19:39.769	2:02.435
2	Freddie STEWART	a	17:19:40.090	2:02.756
3	Wattie BROWN	b	17:19:40.180	2:02.846
6	Antony NICHOLLS	b	17:19:42.283	2:04.949
4	Billy LYLE	a	17:19:43.878	2:06.544
71	Mark PARRETT	a	17:19:44.504	2:07.170
59	Anthony AMBLER	a	17:19:44.708	2:07.374
5	Gary JAMISON	b	17:19:44.887	2:07.553
51	Andy KILDEA	b	17:19:45.138	2:07.804
26	David CARLETON	b	17:19:45.527	2:08.193
182	Roger CHEN	c	17:19:46.042	2:08.708
75	John PEMBERTON	a	17:19:46.315	2:08.981
20	Gary HUTTON	b	17:19:46.400	2:09.066
76	Philip SHAW	b	17:19:48.623	2:11.289
34	Trevor STEWART	c	17:20:12.446	2:35.112
15	Dave BROUGH	c	17:20:21.677	2:44.343

2

No	Name	Gp	Time of Day	Lap Time
12	Richard FORD	a	17:21:25.601	1:51.383
74	Jamie O'BRIEN	b	17:21:31.930	1:53.955
40	Barry DAVIDSON	a	17:21:34.134	1:56.095
3	Wattie BROWN	b	17:21:35.548	1:55.368
2	Freddie STEWART	a	17:21:38.135	1:58.045
155	Morgan GOVIGNON	a	17:21:38.452	1:58.683
4	Billy LYLE	a	17:21:39.786	1:55.908
59	Anthony AMBLER	a	17:21:40.349	1:55.641
6	Antony NICHOLLS	b	17:21:41.035	1:58.752
71	Mark PARRETT	a	17:21:43.226	1:58.722
51	Andy KILDEA	b	17:21:43.519	1:58.381
26	David CARLETON	b	17:21:45.103	1:59.576
75	John PEMBERTON	a	17:21:45.490	1:59.175
5	Gary JAMISON	b	17:21:45.917	2:01.030
20	Gary HUTTON	b	17:21:47.372	2:00.972
182	Roger CHEN	c	17:21:49.408	2:03.366
76	Philip SHAW	b	17:21:53.145	2:04.522
34	Trevor STEWART	c	17:22:47.404	2:34.958
15	Dave BROUGH	c	17:22:58.122	2:36.445

3

No	Name	Gp	Time of Day	Lap Time
12	Richard FORD	a	17:23:19.912	1:54.311
74	Jamie O'BRIEN	b	17:23:25.116	1:53.186
40	Barry DAVIDSON	a	17:23:30.406	1:56.272
3	Wattie BROWN	b	17:23:33.760	1:58.212
155	Morgan GOVIGNON	a	17:23:34.496	1:56.044
4	Billy LYLE	a	17:23:35.728	1:55.942
2	Freddie STEWART	a	17:23:37.120	1:58.985
59	Anthony AMBLER	a	17:23:37.495	1:57.146
6	Antony NICHOLLS	b	17:23:40.869	1:59.834
71	Mark PARRETT	a	17:23:41.940	1:58.714
75	John PEMBERTON	a	17:23:42.496	1:57.006
51	Andy KILDEA	b	17:23:42.553	1:59.034
26	David CARLETON	b	17:23:46.069	2:00.966
5	Gary JAMISON	b	17:23:46.411	2:00.494
20	Gary HUTTON	b	17:23:49.061	2:01.689
182	Roger CHEN	c	17:23:52.004	2:02.596
76	Philip SHAW	b	17:23:55.386	2:02.241
34	Trevor STEWART	c	17:25:25.004	2:37.600
15	Dave BROUGH	c	17:25:43.960	2:45.838

4

No	Name	Gp	Time of Day	Lap Time
12	Richard FORD	a	17:25:13.469	1:53.557
40	Barry DAVIDSON	a	17:25:21.004	1:50.598
155	Morgan GOVIGNON	a	17:25:30.325	1:55.829
3	Wattie BROWN	b	17:25:31.262	1:57.502
4	Billy LYLE	a	17:25:32.035	1:56.307
2	Freddie STEWART	a	17:25:32.613	1:55.493
59	Anthony AMBLER	a	17:25:32.880	1:55.385
6	Antony NICHOLLS	b	17:25:42.903	2:02.034
51	Andy KILDEA	b	17:25:43.339	2:00.786
75	John PEMBERTON	a	17:25:46.381	2:03.885
5	Gary JAMISON	b	17:25:46.856	2:00.445
26	David CARLETON	b	17:25:47.862	2:01.793
74	Jamie O'BRIEN	b	17:25:48.683	2:23.567
20	Gary HUTTON	b	17:25:51.138	2:02.077
182	Roger CHEN	c	17:25:55.134	2:03.130
76	Philip SHAW	b	17:26:01.863	2:06.477

ROAD RACE - IRISH CLASSIC 1000cc

2018

					#1	
Pos	No.	Name	Total	Diff	Gap	R1
1	12	Richard FORD	25	0	0	25
2	155	Morgan GOVIGNON	20	5	5	20
3	74	Jamie O'BRIEN	16	9	4	16
4	76	Philip SHAW	13	12	3	13
5	34	Trevor STEWART	11	14	2	11
6	15	Dave BROUGH	10	15	1	10

Event Legend

#1 27/04/2018 KDM HIRE COOKSTOWN 100

ROAD RACE - IRISH CLASSIC 500cc

2018

					#1	
Pos	No.	Name	Total	Diff	Gap	R1
1	40	Barry DAVIDSON	25	0	0	25
2	3	Wattie BROWN	20	5	5	20
3	4	Billy LYLE	16	9	4	16
4	2	Freddie STEWART	13	12	3	13
5	59	Anthony AMBLER	11	14	2	11
6	6	Antony NICHOLLS	10	15	1	10
7	51	Andy KILDEA	9	16	1	9
8	75	John PEMBERTON	8	17	1	8
9	5	Gary JAMISON	7	18	1	7
10	26	David CARLETON	6	19	1	6
11	20	Gary HUTTON	5	20	1	5
12	182	Roger CHEN	4	21	1	4

Event Legend

#1 27/04/2018 KDM HIRE COOKSTOWN 100

ROAD RACE - ULSTER CLASSIC 1000cc

2018

					#1	
Pos	No.	Name	Total	Diff	Gap	R1
1	12	Richard FORD	25	0	0	25
2	155	Morgan GOVIGNON	20	5	5	20
3	74	Jamie O'BRIEN	16	9	4	16
4	76	Philip SHAW	13	12	3	13
5	34	Trevor STEWART	11	14	2	11
6	15	Dave BROUGH	10	15	1	10

Event Legend

#1 27/04/2018 KDM HIRE COOKSTOWN 100

ROAD RACE - ULSTER CLASSIC 500cc

2018

					#1	
Pos	No.	Name	Total	Diff	Gap	R1
1	40	Barry DAVIDSON	25	0	0	25
2	3	Wattie BROWN	20	5	5	20
3	4	Billy LYLE	16	9	4	16
4	2	Freddie STEWART	13	12	3	13
5	59	Anthony AMBLER	11	14	2	11
6	6	Antony NICHOLLS	10	15	1	10
7	51	Andy KILDEA	9	16	1	9
8	75	John PEMBERTON	8	17	1	8
9	5	Gary JAMISON	7	18	1	7
10	26	David CARLETON	6	19	1	6
11	20	Gary HUTTON	5	20	1	5
12	182	Roger CHEN	4	21	1	4

Event Legend

#1 27/04/2018 KDM HIRE COOKSTOWN 100