



## COOKSTOWN 100

Friday 27<sup>th</sup> & Saturday 28<sup>th</sup> April 2018

promoted by Cookstown & District MCC  
[www.cookstown100.com](http://www.cookstown100.com)



JUNIOR CLASSIC 250cc / 350cc



Comhairle Ceantair  
**Lár Uladh**  
**Mid Ulster**  
District Council

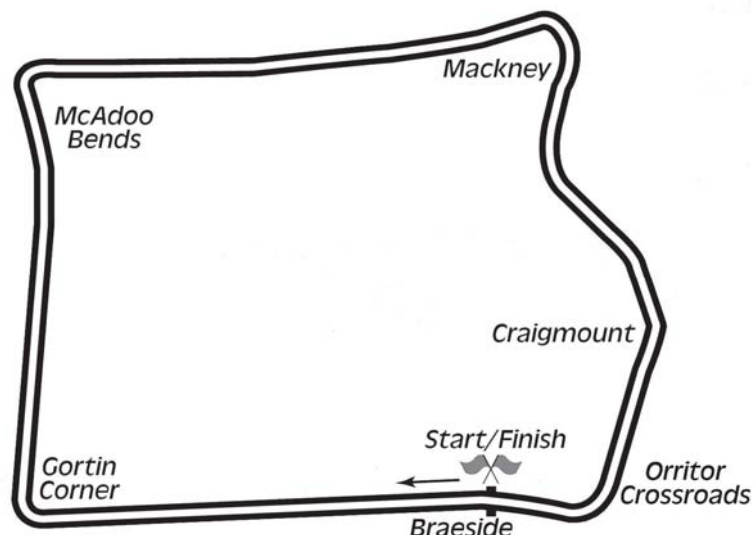


**2&4**  
WHEEL MOTORSPORT  
STEERING GROUP LTD.

**BBC** SPORT NI

**NI sport**  
Northern Ireland

# Orritor Circuit 2.1 miles



## LAP RECORDS

Class	Rider	Machine	m s	mph	Year
125cc	William Dunlop	Honda	1 34.755	79.785	2010
Moto 3	Sam Wilson	Honda 250	1 36.741	78.147	2017
250cc	William Dunlop	Honda	1 29.658	84.320	2009
Lightweight Supersport	Darryl Tweed	Kawasaki 400	1 34.604	79.912	2016
Supertwin	James Cowton	Kawasaki	1 29.657	84.321	2015
Supersport	Michael Dunlop	Yamaha	1 24.783	89.169	2011
Superbike	Michael Dunlop	Honda	1 22.641	91.480	2013
Senior Support	Gary Robinson	Yamaha 600	1 29.956	84.041	2007
Junior Support	Joseph Loughlin	Kawasaki 650	1 30.965	83.109	2017
Classic 1000cc	Wattie Brown	Norton 920	1 40.273	75.394	2006
Classic 500cc	Neill McWhirter	Norton	1 41.491	74.489	2010
Classic 350cc	Paul Coward	Honda	1 43.421	73.099	2004
Classic 250cc	Geoff McMullan	Suzuki	1 47.294	70.461	2006
Forgotten Era	Anthony McColgan	Bimota 750	1 37.178	77.795	2016

## MOST WINS at COOKSTOWN 100

Ryan Farquhar	26	1996-12 (400-1, 450-2, STWN-4, SSP-5, SBK-13, SJUN-1)
Ray McCullough	14	1967-79 (250-8, 350-3, 500-3)
William Dunlop	14	2006-17 (125-3, 250-5, SSP-5, SBK B-1)
Joey Dunlop	11	1977-98 (125-1, 250-4, 350-2, 500-2, SSP-1, SBK-1)
Robert Dunlop	11	1985-08 (125-7, 250-1, 250 B-1, 350-1, SBK-1)
Phillip McCallen	10	1987-96 (250-3, 350-1, SSP-2, SBK-4)
Michael Dunlop	9	2006-15 (125-1, 250-1, STWN-2, STWN B-1, SSP-1, SBK-2, SJUN-1)
Barry Davidson	9	2007-17 (250-1, C350-5, C500-3)
Courtney Junk	8	1974-83 (200-2, 250-4, 350-1, 500-1)
Mervyn Elwood	8	1987-97 (C500-5, C1000-3)

## MOST WINS AT ALL IRISH ROAD RACE MEETINGS (after East Coast Races 2017)

Ryan Farquhar	211	1995-16
Joey Dunlop	156	1971-00
Robert Dunlop	135	1980-08
William Dunlop	119	2005-17
Ray McCullough	109	1960-82
Phillip McCallen	109	1987-99
Michael Dunlop	101	2006-17
Brian Reid	78	1980-94
Darran Lindsay	74	1999-06
James Courtney	66	1992-99

# KDM HIRE COOKSTOWN 100

Sorted on best lap time

JUNIOR CLASSIC 250cc / 350cc

Orritor 2.100 miles

Junior Classic Qualifying

27/04/2018 15:02

Practice started at 15:03:15

Pos	Class	No.	Name	T	Machine	Team/Sponsor	Best Tm	Diff	Gap	Best Speed	In Lap	Laps	2nd Best
1	C350	40	Barry DAVIDSON		Honda 349	Dempster Racing	1:45.185			71.873	5	6	1:47.914
2	C350	14	Nigel MOORE		Honda 350		1:50.824	5.639	5.639	68.216	4	5	1:51.271
3	C350	66	Ed MANLY		Honda 350		1:52.570	7.385	1.746	67.158	3	5	1:52.846
4	C350	10	Chris McGAHAN		Honda 350	Hales/Crossett Motorcycles	1:52.578	7.393	0.008	67.153	5	6	1:53.310
5	C350	77	Linton IRWIN		Honda 350		1:52.888	7.703	0.310	66.969	3	6	1:53.402
6	C350	2	Freddie STEWART		Honda 350		1:53.027	7.842	0.139	66.887	5	6	1:54.223
7	C350	74	Jamie O'BRIEN		Honda 350	Cross	1:53.536	8.351	0.509	66.587	5	6	1:53.724
8	C250	87	Brian MATEER		Suzuki 250	Sulby Glen Hotel	1:54.817	9.632	1.281	65.844	3	6	1:54.877
9	C250	76	Phillip SHAW		Suzuki 250		1:54.883	9.698	0.066	65.806	3	6	1:55.404
10	C250	12	Richard FORD		Suzuki 247	Bob Jackson Racing	1:55.147	9.962	0.264	65.655	4	6	1:55.594
11	C350	9	Sam KINKEAD		Drixton Honda 350		1:56.315	11.130	1.168	64.996	4	6	1:56.685
12	C350	4	Billy LYLE		Honda 350		1:56.471	11.286	0.156	64.909	3	6	1:56.592
13	C350	134	Sean LEONARD		Drixton Honda 350	Country Crest	1:56.691	11.506	0.220	64.786	2	6	2:01.644
14	C350	46	Mark JOHNSON		Honda 350	MJ Racing	1:58.865	13.680	2.174	63.602	5	6	1:58.886
15	C350	63	Ian THOMPSON (R)		Honda 350	MB	1:59.181	13.996	0.316	63.433	5	6	1:59.531
16	C350	48	Gearoid HOARE		Honda 350		1:59.420	14.235	0.239	63.306	4	6	1:59.823
17	C350	78	Ken PARKES		Honda 350		1:59.790	14.605	0.370	63.110	3	6	2:00.058
18	C250	20	Gary HUTTON		Honda 198	Dempster Racing	2:05.132	19.947	5.342	60.416	5	6	2:05.640
19	C350	57	David CRAWFORD		Honda 350	Leonard	2:08.659	23.474	3.527	58.760	3	6	2:09.013
20	C250	43	Alex McVICKER		Honda 250	John Ennis	2:10.222	25.037	1.563	58.055	4	6	2:11.016
21	C250	30	Robert WRIGHT		Honda 250		2:19.662	34.477	9.440	54.131	4	4	2:20.682
22	C250	69	Allen GIBSON		Honda 198		2:31.230	46.045	11.568	49.990	4	5	2:35.222
23	C250	34	Trevor STEWART		Honda 250	TJR Racing	2:34.411	49.226	3.181	48.960	2	5	2:34.858
24	C350	211	Tim STEPHENSON		Seeley Honda 350	John Bell	3:18.346	1:33.161	43.935	38.115	1	1	

## Announcements

Weather: Cloudy / Track: Dry

Promoted by Cookstown and District Motor Cycle Club

Orbits

Provisional result to be confirmed by the Stewards of the Meeting subject to the completion of technical inspections and the time limit for protests  
MCUI (Ulster Centre) Timing & www.elaps-timing.com




Printed: 27/04/2018 15:40:33

# KDM HIRE COOKSTOWN 100

JUNIOR CLASSIC 250cc / 350cc

Orritor 2.100 miles

Junior Classic Qualifying

27/04/2018 15:02

Practice started at 15:03:15

<b>(40) Barry DAVIDSON</b>			2	<b>1:54.773</b>	+1.237	3	<b>2:01.644</b>	+4.953	4	<b>2:09.013</b>	+0.354	
1	<b>2:44.156</b>	+58.971	3	<b>1:53.992</b>	+0.456	4	<b>2:12.240</b>	+15.549	5	<b>2:09.338</b>	+0.679	
2	<b>1:56.302</b>	+11.117	4	<b>1:53.724</b>	+0.188	5	<b>2:16.939</b>	+20.248	6	<b>2:49.745</b>	+41.086	
3	<b>1:52.666</b>	+7.481	5	<b>1:53.536</b>		6	<b>2:33.619</b>	+36.928	<b>(43) Alex McVICKER</b>			
4	<b>1:47.914</b>	+2.729	6	<b>2:24.946</b>	+31.410	<b>(46) Mark JOHNSON</b>			1	<b>3:14.215</b>	+1.03.993	
5	<b>1:45.185</b>		<b>(87) Brian MATEER</b>			1	<b>2:57.437</b>	+58.572	2	<b>2:13.697</b>	+3.475	
6	<b>2:20.935</b>	+35.750	1	<b>2:46.196</b>	+51.379	2	<b>2:05.869</b>	+7.004	3	<b>2:11.016</b>	+0.794	
<b>(14) Nigel MOORE</b>			2	<b>1:59.939</b>	+5.122	3	<b>1:58.886</b>	+0.021	4	<b>2:10.222</b>		
1	<b>2:34.225</b>	+43.401	3	<b>1:54.817</b>		4	<b>1:59.306</b>	+0.441	5	<b>2:11.821</b>	+1.599	
2	<b>1:56.482</b>	+5.658	4	<b>1:54.877</b>	+0.060	5	<b>1:58.865</b>		6	<b>2:26.409</b>	+16.187	
3	<b>1:52.853</b>	+2.029	5	<b>1:57.621</b>	+2.804	6	<b>2:29.102</b>	+30.237	<b>(30) Robert WRIGHT</b>			
4	<b>1:50.824</b>		6	<b>2:18.749</b>	+23.932	<b>(63) Ian THOMPSON (R)</b>			1	<b>2:59.763</b>	+40.101	
5	<b>1:51.271</b>	+0.447	<b>(76) Philip SHAW</b>			1	<b>2:33.170</b>	+33.989	2	<b>2:23.811</b>	+4.149	
<b>(66) Ed MANLY</b>			1	<b>2:46.373</b>	+51.490	2	<b>1:59.531</b>	+0.350	3	<b>2:20.682</b>	+1.020	
1	<b>2:39.139</b>	+46.569	2	<b>1:58.566</b>	+3.683	3	<b>1:59.662</b>	+0.481	4	<b>2:19.662</b>		
2	<b>1:56.122</b>	+3.552	3	<b>1:54.883</b>		4	<b>2:01.332</b>	+2.151	<b>(69) Allen GIBSON</b>			
3	<b>1:52.570</b>		4	<b>1:55.404</b>	+0.521	5	<b>1:59.181</b>		1	<b>3:25.008</b>	+53.778	
4	<b>1:52.846</b>	+0.276	5	<b>1:55.747</b>	+0.864	6	<b>2:33.683</b>	+34.502	2	<b>2:40.147</b>	+8.917	
5	<b>1:56.552</b>	+3.982	6	<b>2:34.885</b>	+40.002	<b>(48) Gearoid HOARE</b>			3	<b>2:35.222</b>	+3.992	
<b>(10) Chris McGAHAN</b>			<b>(12) Richard FORD</b>			1	<b>2:42.512</b>	+43.092	4	<b>2:31.230</b>		
1	<b>2:39.162</b>	+46.584	1	<b>2:45.545</b>	+50.398	2	<b>2:02.160</b>	+2.740	5	<b>2:37.533</b>	+6.303	
2	<b>1:55.725</b>	+3.147	2	<b>1:57.824</b>	+2.677	3	<b>2:01.005</b>	+1.585	<b>(34) Trevor STEWART</b>			
3	<b>1:53.310</b>	+0.732	3	<b>1:55.594</b>	+0.447	4	<b>1:59.420</b>		1	<b>3:11.956</b>	+37.545	
4	<b>1:58.249</b>	+5.671	4	<b>1:55.147</b>		5	<b>1:59.823</b>	+0.403	2	<b>2:34.411</b>		
5	<b>1:52.578</b>		5	<b>1:59.791</b>	+4.644	6	<b>2:31.151</b>	+31.731	3	<b>2:34.858</b>	+0.447	
6	<b>2:09.141</b>	+16.563	6	<b>2:20.119</b>	+24.972	<b>(78) Ken PARKES</b>			4	<b>2:35.093</b>	+0.682	
<b>(77) Linton IRWIN</b>			<b>(9) Sam KINKEAD</b>			1	<b>2:39.677</b>	+39.887	5	<b>2:49.132</b>	+14.721	
1	<b>2:40.848</b>	+47.960	1	<b>2:35.335</b>	+39.020	2	<b>2:00.058</b>	+0.268	<b>(211) Tim STEPHENSON</b>			
2	<b>1:59.808</b>	+6.920	2	<b>1:59.158</b>	+2.843	3	<b>1:59.790</b>		1	<b>3:18.346</b>		
3	<b>1:53.310</b>	+0.732	3	<b>1:58.415</b>	+2.100	4	<b>2:01.560</b>	+1.770	<b>(20) Gary HUTTON</b>			
4	<b>1:58.249</b>	+5.671	4	<b>1:56.315</b>		5	<b>2:00.331</b>	+0.541	1	<b>2:59.959</b>	+54.827	
5	<b>1:52.578</b>		5	<b>1:56.665</b>	+0.370	6	<b>2:27.658</b>	+27.868	2	<b>2:07.416</b>	+2.284	
6	<b>2:09.141</b>	+16.563	6	<b>2:22.396</b>	+26.081	<b>(57) David CRAWFORD</b>			3	<b>2:05.973</b>	+0.841	
<b>(2) Freddie STEWART</b>			<b>(134) Sean LEONARD</b>			1	<b>2:56.844</b>	+48.185	4	<b>2:05.640</b>	+0.508	
1	<b>2:33.910</b>	+40.883	1	<b>2:49.820</b>	+53.349	2	<b>2:12.420</b>	+3.761	5	<b>2:05.132</b>		
2	<b>1:55.843</b>	+2.816	2	<b>1:59.712</b>	+3.241	3	<b>2:08.659</b>		6	<b>3:04.283</b>	+59.151	
3	<b>1:54.613</b>	+1.586	3	<b>1:56.471</b>		<b>(74) Jamie O'BRIEN</b>						
4	<b>1:54.223</b>	+1.196	4	<b>1:56.592</b>	+0.121	1	<b>2:24.906</b>	+31.370	2	<b>2:12.420</b>	+3.761	
5	<b>1:53.027</b>		5	<b>1:57.626</b>	+1.155	3	<b>2:08.659</b>		3	<b>2:08.659</b>		
6	<b>2:17.288</b>	+24.261	6	<b>2:28.085</b>	+31.614	<b>(74) Jamie O'BRIEN</b>						
<b>(74) Jamie O'BRIEN</b>			<b>(14) Nigel MOORE</b>			1	<b>2:33.526</b>	+36.835	<b>(74) Jamie O'BRIEN</b>			
1	<b>2:24.906</b>	+31.370	1	<b>2:33.526</b>	+36.835	2	<b>1:56.691</b>		<b>(74) Jamie O'BRIEN</b>			
2	<b>2:17.288</b>	+24.261	2	<b>1:56.691</b>		<b>(74) Jamie O'BRIEN</b>						

Promoted by Cookstown and District Motor Cycle Club

Orbits

Provisional result to be confirmed by the Stewards of the Meeting subject to the completion of technical inspections and the time limit for protests  
MCUI (Ulster Centre) Timing & www.elaps-timing.com




**KDM HIRE COOKSTOWN 100**

JUNIOR CLASSIC 250cc / 350cc

Orritor 2.100 miles

R7: Keylite Junior Classic

28/04/2018 13:00

Race (7 Laps)

**RACE 7 - JUNIOR CLASSIC amended**

11	34 A		
10	43 A	30 B	69 C
9	78 A	20 B	57 C
8			
7	63 A	48 B	
6	4 A	134 B	46 C
5	87 A	76 B	12 C
4			
3	74 A	9 B	
2	10 A	77 B	2 C
1	40 A	14 B	66 C

POLE POSITION



Promoted by Cookstown and District Motor Cycle Club

Orbits

Provisional result to be confirmed by the Stewards of the Meeting subject to the completion of technical inspections and the time limit for protests  
MCUI (Ulster Centre) Timing & www.elaps-timing.com




# KDM HIRE COOKSTOWN 100

CLASSIC 250cc/350cc

Race 7 - Keylite Junior Classic

Saturday, 28 April 2018



Pos Class No Name Machine / Sponsor Gp Lap Total Time Behind Speed -----Best Lap-----  
Time Speed On

## Race Classification

1	C350	40	Barry DAVIDSON	Honda 349 - Dempster Racing	a	5	9:51.000		63.959	1:56.013	65.165	2
2	C350	66	Ed MANLY	Honda 350	a	5	10:03.543	12.543	62.630	1:58.218	63.950	2
3	C350	74	Jamie O'BRIEN	Honda 350 - Cross	a	5	10:15.713	24.713	61.392	2:00.861	62.551	2
4	C350	14	Nigel MOORE	Honda 350	a	5	10:18.678	27.678	61.098	2:01.014	62.472	2
5	C250	12	Richard FORD	Suzuki 247 - Bob Jackson Racing	b	5	10:33.317	42.317	59.686	2:04.557	60.695	3
6	C350	134	Sean LEONARD	Drixton Honda 350 - Country Crest	b	5	10:36.611	45.611	59.377	2:00.654	62.659	3
7	C350	77	Linton IRWIN	Honda 350	a	5	10:38.128	47.128	59.236	2:03.765	61.084	5
8	C350	9	Sam KINKEAD	Drixton Honda 350	a	5	10:43.463	52.463	58.745	2:06.067	59.968	5
9	C350	78	Ken PARKES	Honda 350	c	5	10:53.625	1:02.625	57.831	2:06.352	59.833	4
10	C250	76	Philip SHAW	Suzuki 250	b	5	11:03.577	1:12.577	56.964	2:08.621	58.777	3
11	C350	48	Gearoid HOARE	Honda 350	b	5	11:06.841	1:15.841	56.685	2:09.004	58.603	5
12	C250	20	Gary HUTTON	Honda 198 - Dempster Racing	c	5	11:27.296	1:36.296	54.998	2:15.874	55.640	3
13	C350	57	David CRAWFORD	Honda 350 - Leonard	c	4	9:23.467	1 Lap	53.668	2:17.533	54.969	4
14	C250	43	Alex McVICKER	Honda 250 - John Ennis	c	4	9:54.024	1 Lap	50.907	2:22.145	53.185	4
15	C250	30	Robert WRIGHT	Honda 250	c	4	10:32.756	1 Lap	47.791	2:30.888	50.103	4
16	C250	34	Trevor STEWART	Honda 250 - TJR Racing	c	4	10:53.981	1 Lap	46.240	2:40.003	47.249	2
17	C250	69	Allen GIBSON	Honda 198	c	4	11:27.225	1 Lap	44.003	2:46.259	45.471	4

## Fastest Lap


C350	40	Barry DAVIDSON	Honda 349 - Dempster Racing							1:56.013	65.165	2
------	----	----------------	-----------------------------	--	--	--	--	--	--	----------	--------	---

## Not Classified

DNF	C350	63	Ian THOMPSON (R)	Honda 350 - MB	b	2	6:06.973		41.202	2:37.879	47.885	1
DNF	C350	4	Billy LYLE	Honda 350	b	1	2:18.376		54.634	2:34.806	48.835	1

Provisional result to be confirmed by the Stewards of the Meeting subject to completion of technical inspections & the time limit for protests

Page 1 / 1

Circuit	<b>Orritor</b>	Signed		Organising Club	<b>Cookstown &amp; District MCC</b>
Length(miles)	<b>2.1000</b>		Chief Timekeeper	Race Started	<b>15:10</b>
Weather	<b>Rain</b>	Issued At:	15:23	Gp Time Diff - b 16.43 / c 33.24	
Track	<b>Wet</b>				


# KDM HIRE COOKSTOWN 100

CLASSIC 250cc/350cc

Race 7 - Keylite Junior Classic

Saturday, 28 April 2018

## DETAILED RESULT



### Race Classification

#### **1** 40 Barry DAVIDSON

Total Time **9:51.000** Avg Speed **63.959** Behind  
Best Time **1:56.013** Best Speed **65.165** On **2** Gp **a**

Lap	Elapsed Time	Lap Time	Lap Speed
1	2:00.240	2:00.240	62.874
2	3:56.253	1:56.013	65.165
3	5:54.913	1:58.660	63.711
4	7:52.634	1:57.721	64.220
5	9:51.000	1:58.366	63.870

#### **2** 66 Ed MANLY

Total Time **10:03.543** Avg Speed **62.630** Behind **12.543**  
Best Time **1:58.218** Best Speed **63.950** On **2** Gp **a**

Lap	Elapsed Time	Lap Time	Lap Speed
1	2:04.095	2:04.095	60.921
2	4:02.313	1:58.218	63.950
3	6:01.580	1:59.267	63.387
4	8:01.233	1:59.653	63.183
5	10:03.543	2:02.310	61.810

#### **3** 74 Jamie O'BRIEN

Total Time **10:15.713** Avg Speed **61.392** Behind **24.713**  
Best Time **2:00.861** Best Speed **62.551** On **2** Gp **a**

Lap	Elapsed Time	Lap Time	Lap Speed
1	2:06.678	2:06.678	59.679
2	4:07.539	2:00.861	62.551
3	6:10.773	2:03.234	61.347
4	8:14.763	2:03.990	60.973
5	10:15.713	2:00.950	62.505

#### **4** 14 Nigel MOORE

Total Time **10:18.678** Avg Speed **61.098** Behind **27.678**  
Best Time **2:01.014** Best Speed **62.472** On **2** Gp **a**

Lap	Elapsed Time	Lap Time	Lap Speed
1	2:07.685	2:07.685	59.208
2	4:08.699	2:01.014	62.472
3	6:11.286	2:02.587	61.670
4	8:16.012	2:04.726	60.613
5	10:18.678	2:02.666	61.631

### Race Classification

#### **5** 12 Richard FORD

Total Time **10:33.317** Avg Speed **59.686** Behind **42.317**  
Best Time **2:04.557** Best Speed **60.695** On **3** Gp **b**

Lap	Elapsed Time	Lap Time	Lap Speed
1	2:11.759	2:11.759	57.377
2	4:16.667	2:04.908	60.525
3	6:21.224	2:04.557	60.695
4	8:28.330	2:07.106	59.478
5	10:33.317	2:04.987	60.486

#### **6** 134 Sean LEONARD

Total Time **10:36.611** Avg Speed **59.377** Behind **45.611**  
Best Time **2:00.654** Best Speed **62.659** On **3** Gp **b**

Lap	Elapsed Time	Lap Time	Lap Speed
1	2:12.073	2:12.073	57.241
2	4:14.189	2:02.116	61.908
3	6:14.843	2:00.654	62.659
4	8:26.481	2:11.638	57.430
5	10:36.611	2:10.130	58.096

#### **7** 77 Linton IRWIN

Total Time **10:38.128** Avg Speed **59.236** Behind **47.128**  
Best Time **2:03.765** Best Speed **61.084** On **5** Gp **a**

Lap	Elapsed Time	Lap Time	Lap Speed
1	2:16.834	2:16.834	55.249
2	4:21.990	2:05.156	60.405
3	6:28.320	2:06.330	59.843
4	8:34.363	2:06.043	59.980
5	10:38.128	2:03.765	61.084

#### **8** 9 Sam KINKEAD

Total Time **10:43.463** Avg Speed **58.745** Behind **52.463**  
Best Time **2:06.067** Best Speed **59.968** On **5** Gp **a**

Lap	Elapsed Time	Lap Time	Lap Speed
1	2:14.261	2:14.261	56.308
2	4:21.633	2:07.372	59.354
3	6:28.722	2:07.089	59.486
4	8:37.396	2:08.674	58.753
5	10:43.463	2:06.067	59.968


# KDM HIRE COOKSTOWN 100

CLASSIC 250cc/350cc

Race 7 - Keylite Junior Classic

Saturday, 28 April 2018

## DETAILED RESULT



### Race Classification

#### 9 78 Ken PARKES

Total Time **10:53.625** Avg Speed **57.831** Behind **1:02.625**

Best Time **2:06.352** Best Speed **59.833** On **4** Gp **c**

Lap	Elapsed Time	Lap Time	Lap Speed
1	2:14.743	2:14.743	56.107
2	4:26.692	2:11.949	57.295
3	6:36.260	2:09.568	58.348
4	8:42.612	2:06.352	59.833
5	10:53.625	2:11.013	57.704

#### 10 76 Philip SHAW

Total Time **11:03.577** Avg Speed **56.964** Behind **1:12.577**

Best Time **2:08.621** Best Speed **58.777** On **3** Gp **b**

Lap	Elapsed Time	Lap Time	Lap Speed
1	2:19.042	2:19.042	54.372
2	4:31.801	2:12.759	56.945
3	6:40.422	2:08.621	58.777
4	8:50.667	2:10.245	58.044
5	11:03.577	2:12.910	56.881

#### 11 48 Gearoid HOARE

Total Time **11:06.841** Avg Speed **56.685** Behind **1:15.841**

Best Time **2:09.004** Best Speed **58.603** On **5** Gp **b**

Lap	Elapsed Time	Lap Time	Lap Speed
1	2:20.631	2:20.631	53.758
2	4:33.925	2:13.294	56.717
3	6:44.912	2:10.987	57.716
4	8:57.837	2:12.925	56.874
5	11:06.841	2:09.004	58.603

#### 12 20 Gary HUTTON

Total Time **11:27.296** Avg Speed **54.998** Behind **1:36.296**

Best Time **2:15.874** Best Speed **55.640** On **3** Gp **c**

Lap	Elapsed Time	Lap Time	Lap Speed
1	2:21.122	2:21.122	53.571
2	4:39.009	2:17.887	54.828
3	6:54.883	2:15.874	55.640
4	9:10.861	2:15.978	55.597
5	11:27.296	2:16.435	55.411

### Race Classification

#### 13 57 David CRAWFORD

Total Time **9:23.467** Avg Speed **53.668** Behind **1 Lap**

Best Time **2:17.533** Best Speed **54.969** On **4** Gp **c**

Lap	Elapsed Time	Lap Time	Lap Speed
1	2:26.034	2:26.034	51.769
2	4:47.859	2:21.825	53.305
3	7:05.934	2:18.075	54.753
4	9:23.467	2:17.533	54.969

#### 14 43 Alex McVICKER

Total Time **9:54.024** Avg Speed **50.907** Behind **1 Lap**

Best Time **2:22.145** Best Speed **53.185** On **4** Gp **c**

Lap	Elapsed Time	Lap Time	Lap Speed
1	2:40.612	2:40.612	47.070
2	5:07.852	2:27.240	51.345
3	7:31.879	2:24.027	52.490
4	9:54.024	2:22.145	53.185

#### 15 30 Robert WRIGHT

Total Time **10:32.756** Avg Speed **47.791** Behind **1 Lap**

Best Time **2:30.888** Best Speed **50.103** On **4** Gp **c**

Lap	Elapsed Time	Lap Time	Lap Speed
1	2:50.759	2:50.759	44.273
2	5:30.404	2:39.645	47.355
3	8:01.868	2:31.464	49.913
4	10:32.756	2:30.888	50.103

#### 16 34 Trevor STEWART

Total Time **10:53.981** Avg Speed **46.240** Behind **1 Lap**

Best Time **2:40.003** Best Speed **47.249** On **2** Gp **c**

Lap	Elapsed Time	Lap Time	Lap Speed
1	2:50.547	2:50.547	44.328
2	5:30.550	2:40.003	47.249
3	8:13.950	2:43.400	46.267
4	10:53.981	2:40.031	47.241

#### 17 69 Allen GIBSON

Total Time **11:27.225** Avg Speed **44.003** Behind **1 Lap**

Best Time **2:46.259** Best Speed **45.471** On **4** Gp **c**

Lap	Elapsed Time	Lap Time	Lap Speed
1	3:04.962	3:04.962	40.873
2	5:54.456	2:49.494	44.603
3	8:40.966	2:46.510	45.403
4	11:27.225	2:46.259	45.471




# KDM HIRE COOKSTOWN 100

CLASSIC 250cc/350cc

Race 7 - Keylite Junior Classic

Saturday, 28 April 2018

## DETAILED RESULT



### Not Classified

#### **DNF** 63 Ian THOMPSON (R)

Total Time	<b>6:06.973</b>	Avg Speed	<b>41.202</b>	Behind			
Best Time	<b>2:37.879</b>	Best Speed	<b>47.885</b>	On	<b>1</b>	Gp	<b>b</b>
<i>Lap</i>	<i>Elapsed Time</i>	<i>Lap Time</i>	<i>Lap Speed</i>				
1	2:21.449	2:21.449	53.447				
2	6:06.973	3:45.524	33.522				

#### **DNF** 4 Billy LYLE

Total Time	<b>2:18.376</b>	Avg Speed	<b>54.634</b>	Behind			
Best Time	<b>2:34.806</b>	Best Speed	<b>48.835</b>	On	<b>1</b>	Gp	<b>b</b>
<i>Lap</i>	<i>Elapsed Time</i>	<i>Lap Time</i>	<i>Lap Speed</i>				
1	2:18.376	2:18.376	54.634				

# KDM HIRE COOKSTOWN 100

CLASSIC 250cc/350cc

Race 7 - Keylite Junior Classic

## LAP CHART



**1**

No	Name	Gp	Time of Day	Lap Time
40	Barry DAVIDSON	a	15:12:05.229	2:00.240
66	Ed MANLY	a	15:12:09.084	2:04.095
74	Jamie O'BRIEN	a	15:12:11.667	2:06.678
14	Nigel MOORE	a	15:12:12.674	2:07.685
12	Richard FORD	b	15:12:16.748	2:11.759
134	Sean LEONARD	b	15:12:17.062	2:12.073
9	Sam KINKEAD	a	15:12:19.250	2:14.261
78	Ken PARKES	c	15:12:19.732	2:14.743
77	Linton IRWIN	a	15:12:21.823	2:16.834
4	Billy LYLE	b	15:12:23.365	2:18.376
76	Philip SHAW	b	15:12:24.031	2:19.042
48	Gearoid HOARE	b	15:12:25.620	2:20.631
20	Gary HUTTON	c	15:12:26.111	2:21.122
63	Ian THOMPSON (R)	b	15:12:26.438	2:21.449
57	David CRAWFORD	c	15:12:31.023	2:26.034
43	Alex McVICKER	c	15:12:45.601	2:40.612
34	Trevor STEWART	c	15:12:55.536	2:50.547
30	Robert WRIGHT	c	15:12:55.748	2:50.759
69	Allen GIBSON	c	15:13:09.951	3:04.962

**2**

No	Name	Gp	Time of Day	Lap Time
40	Barry DAVIDSON	a	15:14:01.242	1:56.013
66	Ed MANLY	a	15:14:07.302	1:58.218
74	Jamie O'BRIEN	a	15:14:12.528	2:00.861
14	Nigel MOORE	a	15:14:13.688	2:01.014
134	Sean LEONARD	b	15:14:19.178	2:02.116
12	Richard FORD	b	15:14:21.656	2:04.908
9	Sam KINKEAD	a	15:14:26.622	2:07.372
77	Linton IRWIN	a	15:14:26.979	2:05.156
78	Ken PARKES	c	15:14:31.681	2:11.949
76	Philip SHAW	b	15:14:36.790	2:12.759
48	Gearoid HOARE	b	15:14:38.914	2:13.294
20	Gary HUTTON	c	15:14:43.998	2:17.887
57	David CRAWFORD	c	15:14:52.848	2:21.825
43	Alex McVICKER	c	15:15:12.841	2:27.240
30	Robert WRIGHT	c	15:15:35.393	2:39.645
34	Trevor STEWART	c	15:15:35.539	2:40.003
69	Allen GIBSON	c	15:15:59.445	2:49.494
63	Ian THOMPSON (R)	b	15:16:11.962	3:45.524

**3**

No	Name	Gp	Time of Day	Lap Time
40	Barry DAVIDSON	a	15:15:59.902	1:58.660
66	Ed MANLY	a	15:16:06.569	1:59.267
74	Jamie O'BRIEN	a	15:16:15.762	2:03.234
14	Nigel MOORE	a	15:16:16.275	2:02.587
134	Sean LEONARD	b	15:16:19.832	2:00.654
12	Richard FORD	b	15:16:26.213	2:04.557
77	Linton IRWIN	a	15:16:33.309	2:06.330
9	Sam KINKEAD	a	15:16:33.711	2:07.089
78	Ken PARKES	c	15:16:41.249	2:09.568
76	Philip SHAW	b	15:16:45.411	2:08.621
48	Gearoid HOARE	b	15:16:49.901	2:10.987
20	Gary HUTTON	c	15:16:59.872	2:15.874
57	David CRAWFORD	c	15:17:10.923	2:18.075
43	Alex McVICKER	c	15:17:36.868	2:24.027
30	Robert WRIGHT	c	15:18:06.857	2:31.464
34	Trevor STEWART	c	15:18:18.939	2:43.400
69	Allen GIBSON	c	15:18:45.955	2:46.510

**4**

No	Name	Gp	Time of Day	Lap Time
40	Barry DAVIDSON	a	15:17:57.623	1:57.721
66	Ed MANLY	a	15:18:06.222	1:59.653
74	Jamie O'BRIEN	a	15:18:19.752	2:03.990
14	Nigel MOORE	a	15:18:21.001	2:04.726
134	Sean LEONARD	b	15:18:31.470	2:11.638
12	Richard FORD	b	15:18:33.319	2:07.106
77	Linton IRWIN	a	15:18:39.352	2:06.043
9	Sam KINKEAD	a	15:18:42.385	2:08.674
78	Ken PARKES	c	15:18:47.601	2:06.352
76	Philip SHAW	b	15:18:55.656	2:10.245
48	Gearoid HOARE	b	15:19:02.826	2:12.925
20	Gary HUTTON	c	15:19:15.850	2:15.978
57	David CRAWFORD	c	15:19:28.456	2:17.533
43	Alex McVICKER	c	15:19:59.013	2:22.145
30	Robert WRIGHT	c	15:20:37.745	2:30.888
34	Trevor STEWART	c	15:20:58.970	2:40.031
69	Allen GIBSON	c	15:21:32.214	2:46.259

**5**

No	Name	Gp	Time of Day	Lap Time
40	Barry DAVIDSON	a	15:19:55.989	1:58.366
66	Ed MANLY	a	15:20:08.532	2:02.310
74	Jamie O'BRIEN	a	15:20:20.702	2:00.950
14	Nigel MOORE	a	15:20:23.667	2:02.666
12	Richard FORD	b	15:20:38.306	2:04.987
134	Sean LEONARD	b	15:20:41.600	2:10.130
77	Linton IRWIN	a	15:20:43.117	2:03.765
9	Sam KINKEAD	a	15:20:48.452	2:06.067
78	Ken PARKES	c	15:20:58.614	2:11.013
76	Philip SHAW	b	15:21:08.566	2:12.910
48	Gearoid HOARE	b	15:21:11.830	2:09.004
20	Gary HUTTON	c	15:21:32.285	2:16.435

**ROAD RACE - IRISH CLASSIC 250cc**

2018

					#1	
Pos	No.	Name	Total	Diff	Gap	R1
1	12	Richard FORD	25	0	0	25
2	76	Philip SHAW	20	5	5	20
3	20	Gary HUTTON	16	9	4	16
4	43	Alex McVICKER	13	12	3	13
5	30	Robert WRIGHT	11	14	2	11
6	34	Trevor STEWART	10	15	1	10
7	69	Allen GIBSON	9	16	1	9

**Event Legend**

#1 27/04/2018 KDM HIRE COOKSTOWN 100

**ROAD RACE - IRISH CLASSIC 350cc**

2018

					#1	
Pos	No.	Name	Total	Diff	Gap	R1
1	40	Barry DAVIDSON	25	0	0	25
2	66	Ed MANLY	20	5	5	20
3	74	Jamie O'BRIEN	16	9	4	16
4	14	Nigel MOORE	13	12	3	13
5	134	Sean LEONARD	11	14	2	11
6	77	Linton IRWIN	10	15	1	10
7	9	Sam KINKEAD	9	16	1	9
8	78	Ken PARKES	8	17	1	8
9	48	Gearoid HOARE	7	18	1	7
10	57	David CRAWFORD	6	19	1	6

**Event Legend**

#1 27/04/2018 KDM HIRE COOKSTOWN 100

**ROAD RACE - ULSTER CLASSIC 250cc**

2018

#1

Pos	No.	Name	Total	Diff	Gap	R1
1	12	Richard FORD	25	0	0	25
2	76	Philip SHAW	20	5	5	20
3	20	Gary HUTTON	16	9	4	16
4	43	Alex McVICKER	13	12	3	13
5	30	Robert WRIGHT	11	14	2	11
6	34	Trevor STEWART	10	15	1	10
7	69	Allen GIBSON	9	16	1	9

**Event Legend**

#1 27/04/2018 KDM HIRE COOKSTOWN 100

**ROAD RACE - ULSTER CLASSIC 350cc**

2018

#1

Pos	No.	Name	Total	Diff	Gap	R1
1	40	Barry DAVIDSON	25	0	0	25
2	66	Ed MANLY	20	5	5	20
3	74	Jamie O'BRIEN	16	9	4	16
4	14	Nigel MOORE	13	12	3	13
5	134	Sean LEONARD	11	14	2	11
6	77	Linton IRWIN	10	15	1	10
7	9	Sam KINKEAD	9	16	1	9
8	78	Ken PARKES	8	17	1	8
9	48	Gearoid HOARE	7	18	1	7
10	57	David CRAWFORD	6	19	1	6

**Event Legend**

#1 27/04/2018 KDM HIRE COOKSTOWN 100