



# COOKSTOWN 100

Friday 24<sup>th</sup> & Saturday 25<sup>th</sup> April 2015

promoted by Cookstown & District MCC  
[www.cookstown100.com](http://www.cookstown100.com)



GREENVALE  
HOTEL  
SENIOR SUPPORT



Comhairle Ceantair  
**Lár Uladh**  
**Mid Ulster**  
District Council

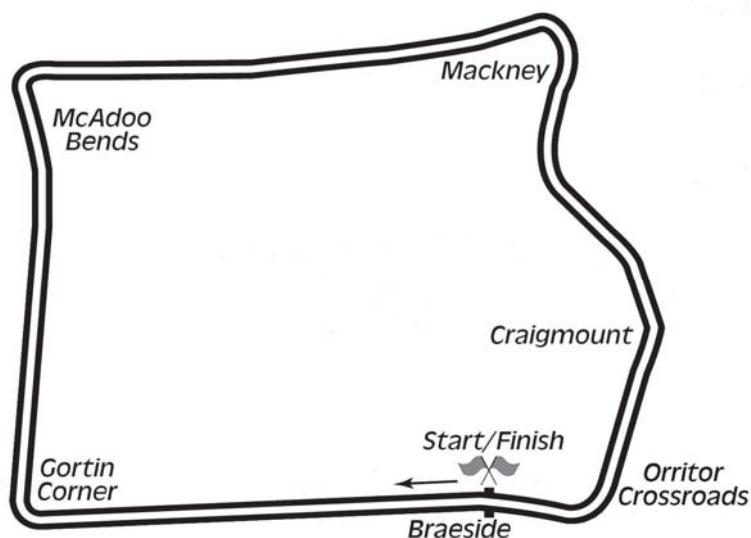


**2&4**  
WHEEL MOTORSPORT  
STEERING GROUP LTD.



tourism  
northernireland

## Orritor Circuit 2.1 miles



### LAP RECORDS

Class	Rider	Machine	m	s	mph	Year
125cc	William Dunlop	Honda	1	34.755	79.785	2010
Moto 3	Barry Davidson	Honda 250	1	39.075	76.306	2012
Moto 450	Ryan Farquhar	Kawasaki	1	35.432	79.219	2012
250cc	William Dunlop	Honda	1	29.658	84.320	2009
Supersport 400	Alastair Haworth	Yamaha	1	35.794	78.919	2013
Supertwin	Ryan Farquhar	Kawasaki	1	30.636	83.411	2012
Supersport	Michael Dunlop	Yamaha	1	24.783	89.169	2011
Superbike	Michael Dunlop	Honda	1	22.641	91.480	2013
Senior Support	Gary Robinson	Yamaha 600	1	29.956	84.041	2007
Junior Support	Mark Hanna	Honda 250	1	33.788	80.607	2013
Classic 1000cc	Wattie Brown	Norton 920	1	40.273	75.394	2006
Classic 500cc	Neill McWhirter	Norton	1	41.491	74.489	2010
Classic 350cc	Paul Coward	Honda	1	43.421	73.099	2004
Classic 250cc	Geoff McMullan	Suzuki	1	47.294	70.461	2006

### MOST WINS at COOKSTOWN 100

Ryan Farquhar	26	1996 - 12
Ray McCullough	14	1967 - 79
Joey Dunlop	11	1977 - 98
Robert Dunlop	11	1985 - 08
Phillip McCallen	10	1987 - 96
William Dunlop	9	2006 - 13
Courtney Junk	8	1974 - 83
Mervyn Elwood	8	1987 - 97
Michael Dunlop	8	2006 - 14
Noel Hudson	7	1975 - 95
Bill Swallow	7	1987 - 00
Darran Lindsay	7	2000 - 05

### MOST WINS AT ALL IRISH ROAD RACE MEETINGS (after Killalane 2014)

1.	Ryan Farquhar	201	1995-14
2.	Joey Dunlop	156	1971-00
3.	Robert Dunlop	135	1980-08
4.	Ray McCullough	109	1960-82
	Phillip McCallen	109	1987-99
6.	William Dunlop	99	2005-14
7.	Michael Dunlop	88	2006-14
8.	Brian Reid	78	1980-94
9.	Darran Lindsay	74	1999-06
10.	James Courtney	66	1992-99

# KDM HIRE COOKSTOWN 100


## SENIOR SUPPORT Group A Qualifying Friday, 24 April 2015



Pos	Class	No	Name	Machine / Sponsor	----- Best Lap -----				
					Time	Behind	Speed	On Lap	
<b>Qualifying Classification</b>									
1	SSEN	171	Brian COOMEY	Yamaha 600	1:41.279		74.645	3	5
2	SSEN	13	Seanie SMITH	Suzuki 750	1:43.750	2.471	72.867	4	4
3	SSEN	59	Darryl TWEED	Triumph 675 - Maher Racing	1:45.264	3.985	71.819	4	4
4	SSEN	11	John CAHILL	Suzuki 750	1:46.140	4.861	71.227	4	4
5	SSEN	143	Joe NEWBOULD	Kawasaki 600	1:46.551	5.272	70.952	3	4
6	SSEN	47	Timothy ELWOOD	Suzuki 600 - Rod Lee Racing	1:47.565	6.286	70.283	4	4
7	SSEN	97	William HARA	Yamaha 600 - New Look Blinds	1:49.004	7.725	69.355	3	4
8	SSEN	41	Ben REA	Suzuki 600 - Rea Racing	1:49.047	7.768	69.328	4	4
9	SSEN	126	Christopher WATSON	Kawasaki 600	1:49.736	8.457	68.893	4	4
10	SSEN	51	David HOLLAND	Yamaha 600	1:50.150	8.871	68.634	4	4
11	SSEN	136	John O'DONOVAN	Yamaha 600	1:50.569	9.290	68.374	4	4
12	SSEN	187	Trevor MATTHEWSON	Suzuki 750 - Strangford Holiday Park	1:51.446	10.167	67.836	4	4
13	SSEN	14	Rodney LITTLE	Yamaha 600	1:51.488	10.209	67.810	3	4
14	SSEN	31	Gary O'BRIEN	Yamaha 600	1:51.836	10.557	67.599	4	4
15	SSEN	29	David LEWIS	Suzuki 600	1:52.266	10.987	67.340	3	4
16	SSEN	147	Sean SEDDON	Triumph 675	1:53.971	12.692	66.333	4	4
17	SSEN	99	Jordan McGONIGLE	Suzuki 600	1:54.106	12.827	66.254	3	4
18	SSEN	29	Steven CLARKE	Yamaha 600	1:55.116	13.837	65.673	4	4
19	SSEN	134	Tam NICHOLL	Yamaha 600	1:55.869	14.590	65.246	2	3
20	SSEN	613	Dario CECCONI	Suzuki 600	1:56.580	15.301	64.848	3	4
21	SSEN	80	James ROTHERY	Yamaha 600	1:57.950	16.671	64.095	4	4
22	SSEN	67	Gavin BROWN	Honda 600 - PBR	1:58.061	16.782	64.035	4	4
23	SSEN	34	Yvonne MONTGOMERY	Suzuki 600	2:00.790	19.511	62.588	4	4

Provisional result to be confirmed by the Stewards of the Meeting subject to completion of technical inspections & the time limit for protests

Page 1 / 1

Circuit	<b>Orritor</b>	Signed		Organising Club	<b>Cookstown &amp; District MCC</b>
Length(miles)	<b>2.1000</b>	Chief Timekeeper			
Weather	<b>Light Rain</b>	Issued At:	<b>17:57</b>		
Track	<b>Damp</b>				



## Qualifying Classification

Position

### 1 171 Brian COOMEY

SSEN Behind

Best Time **1:41.279** Best Speed **74.645** On **3** Gp

Lap	Elapsed Time	Lap Time	Lap Speed
1	2:18.960	2:18.960	54.404
2	4:03.376	1:44.416	72.403
3	5:44.655	1:41.279	74.645
4	7:26.325	1:41.670	74.358
5	9:48.971	2:22.646	52.998

### 2 13 Seanie SMITH

SSEN Behind **2.471**

Best Time **1:43.750** Best Speed **72.867** On **4** Gp

Lap	Elapsed Time	Lap Time	Lap Speed
1	2:19.269	2:19.269	54.283
2	4:11.003	1:51.734	67.661
3	5:57.295	1:46.292	71.125
4	7:41.045	1:43.750	72.867

### 3 59 Darryl TWEED

SSEN Behind **3.985**

Best Time **1:45.264** Best Speed **71.819** On **4** Gp

Lap	Elapsed Time	Lap Time	Lap Speed
1	2:19.787	2:19.787	54.082
2	4:09.395	1:49.608	68.973
3	5:55.355	1:45.960	71.348
4	7:40.619	1:45.264	71.819

### 4 11 John CAHILL

SSEN Behind **4.861**

Best Time **1:46.140** Best Speed **71.227** On **4** Gp

Lap	Elapsed Time	Lap Time	Lap Speed
1	2:22.848	2:22.848	52.923
2	4:16.448	1:53.600	66.549
3	6:03.877	1:47.429	70.372
4	7:50.017	1:46.140	71.227

## Qualifying Classification

Position

### 5 143 Joe NEWBOULD

SSEN Behind **5.272**

Best Time **1:46.551** Best Speed **70.952** On **3** Gp

Lap	Elapsed Time	Lap Time	Lap Speed
1	3:02.908	3:02.908	41.332
2	4:53.853	1:50.945	68.142
3	6:40.404	1:46.551	70.952
4	8:31.311	1:50.907	68.165

### 6 47 Timothy ELWOOD

SSEN Behind **6.286**

Best Time **1:47.565** Best Speed **70.283** On **4** Gp

Lap	Elapsed Time	Lap Time	Lap Speed
1	2:15.210	2:15.210	55.913
2	4:04.396	1:49.186	69.240
3	5:52.866	1:48.470	69.697
4	7:40.431	1:47.565	70.283

### 7 97 William HARA

SSEN Behind **7.725**

Best Time **1:49.004** Best Speed **69.355** On **3** Gp

Lap	Elapsed Time	Lap Time	Lap Speed
1	2:39.898	2:39.898	47.280
2	4:35.325	1:55.427	65.496
3	6:24.329	1:49.004	69.355
4	8:13.435	1:49.106	69.290

### 8 41 Ben REA

SSEN Behind **7.768**

Best Time **1:49.047** Best Speed **69.328** On **4** Gp

Lap	Elapsed Time	Lap Time	Lap Speed
1	2:40.100	2:40.100	47.220
2	4:33.636	1:53.536	66.587
3	6:23.766	1:50.130	68.646
4	8:12.813	1:49.047	69.328

### 9 126 Christopher WATSON

SSEN Behind **8.457**

Best Time **1:49.736** Best Speed **68.893** On **4** Gp

Lap	Elapsed Time	Lap Time	Lap Speed
1	2:34.037	2:34.037	49.079
2	4:33.447	1:59.410	63.311
3	6:27.475	1:54.028	66.300
4	8:17.211	1:49.736	68.893

# KDM HIRE COOKSTOWN 100

## SENIOR SUPPORT

### Group A Qualifying

Friday, 24 April 2015

## DETAILED RESULT



### Qualifying Classification

Position

#### **10** 51 David HOLLAND

SSEN Behind 8.871

Best Time 1:50.150 Best Speed 68.634 On 4 Gp

Lap	Elapsed Time	Lap Time	Lap Speed
1	2:32.247	2:32.247	49.656
2	4:28.400	1:56.153	65.087
3	6:20.876	1:52.476	67.214
4	8:11.026	1:50.150	68.634

#### **11** 136 John O'DONOVAN

SSEN Behind 9.290

Best Time 1:50.569 Best Speed 68.374 On 4 Gp

Lap	Elapsed Time	Lap Time	Lap Speed
1	2:35.633	2:35.633	48.576
2	4:29.359	1:53.726	66.476
3	6:21.952	1:52.593	67.144
4	8:12.521	1:50.569	68.374

#### **12** 187 Trevor MATTHEWSON

SSEN Behind 10.167

Best Time 1:51.446 Best Speed 67.836 On 4 Gp

Lap	Elapsed Time	Lap Time	Lap Speed
1	2:34.759	2:34.759	48.850
2	4:34.706	1:59.947	63.028
3	6:27.892	1:53.186	66.793
4	8:19.338	1:51.446	67.836

#### **13** 14 Rodney LITTLE

SSEN Behind 10.209

Best Time 1:51.488 Best Speed 67.810 On 3 Gp

Lap	Elapsed Time	Lap Time	Lap Speed
1	2:25.293	2:25.293	52.033
2	4:18.600	1:53.307	66.721
3	6:10.088	1:51.488	67.810
4	8:02.825	1:52.737	67.059

#### **14** 31 Gary O'BRIEN

SSEN Behind 10.557

Best Time 1:51.836 Best Speed 67.599 On 4 Gp

Lap	Elapsed Time	Lap Time	Lap Speed
1	2:35.189	2:35.189	48.715
2	4:30.797	1:55.608	65.393
3	6:23.358	1:52.561	67.164
4	8:15.194	1:51.836	67.599

### Qualifying Classification

Position

#### **15** 29 David LEWIS

SSEN Behind 10.987

Best Time 1:52.266 Best Speed 67.340 On 3 Gp

Lap	Elapsed Time	Lap Time	Lap Speed
1	2:51.028	2:51.028	44.203
2	4:45.860	1:54.832	65.835
3	6:38.126	1:52.266	67.340
4	8:52.848	2:14.722	56.116

#### **16** 147 Sean SEDDON

SSEN Behind 12.692

Best Time 1:53.971 Best Speed 66.333 On 4 Gp

Lap	Elapsed Time	Lap Time	Lap Speed
1	2:18.588	2:18.588	54.550
2	4:16.319	1:57.731	64.214
3	6:10.447	1:54.128	66.241
4	8:04.418	1:53.971	66.333

#### **17** 99 Jordan McGONIGLE

SSEN Behind 12.827

Best Time 1:54.106 Best Speed 66.254 On 3 Gp

Lap	Elapsed Time	Lap Time	Lap Speed
1	2:45.788	2:45.788	45.600
2	4:42.303	1:56.515	64.884
3	6:36.409	1:54.106	66.254
4	8:31.012	1:54.603	65.967

#### **18** 29 Steven CLARKE

SSEN Behind 13.837

Best Time 1:55.116 Best Speed 65.673 On 4 Gp

Lap	Elapsed Time	Lap Time	Lap Speed
1	3:12.183	3:12.183	39.338
2	5:13.069	2:00.886	62.538
3	7:15.847	2:02.778	61.575
4	9:10.963	1:55.116	65.673

#### **19** 134 Tam NICHOLL

SSEN Behind 14.590

Best Time 1:55.869 Best Speed 65.246 On 2 Gp

Lap	Elapsed Time	Lap Time	Lap Speed
1	2:20.990	2:20.990	53.621
2	4:16.859	1:55.869	65.246
3	6:21.823	2:04.964	60.497

# KDM HIRE COOKSTOWN 100

## SENIOR SUPPORT

### Group A Qualifying

Friday, 24 April 2015

## DETAILED RESULT



### Qualifying Classification

Position

#### **20** 613 Dario CECCONI

SSEN Behind 15.301

Best Time 1:56.580 Best Speed 64.848 On 3 Gp

Lap	Elapsed Time	Lap Time	Lap Speed
1	2:59.339	2:59.339	42.155
2	4:57.551	1:58.212	63.953
3	6:54.131	1:56.580	64.848
4	8:51.203	1:57.072	64.576

#### **21** 80 James ROTHERY

SSEN Behind 16.671

Best Time 1:57.950 Best Speed 64.095 On 4 Gp

Lap	Elapsed Time	Lap Time	Lap Speed
1	2:54.189	2:54.189	43.401
2	4:53.027	1:58.838	63.616
3	6:51.209	1:58.182	63.969
4	8:49.159	1:57.950	64.095

#### **22** 67 Gavin BROWN

SSEN Behind 16.782

Best Time 1:58.061 Best Speed 64.035 On 4 Gp

Lap	Elapsed Time	Lap Time	Lap Speed
1	3:02.925	3:02.925	41.328
2	5:02.387	1:59.462	63.284
3	7:01.840	1:59.453	63.288
4	8:59.901	1:58.061	64.035

#### **23** 34 Yvonne MONTGOMERY

SSEN Behind 19.511

Best Time 2:00.790 Best Speed 62.588 On 4 Gp

Lap	Elapsed Time	Lap Time	Lap Speed
1	3:08.345	3:08.345	40.139
2	5:12.862	2:04.517	60.715
3	7:15.652	2:02.790	61.569
4	9:16.442	2:00.790	62.588



# KDM HIRE COOKSTOWN 100


## SENIOR SUPPORT Group B Qualifying Friday, 24 April 2015



Pos	Class	No	Name	Machine / Sponsor	----- Best Lap -----				
					Time	Behind	Speed	On Lap	
<b>Qualifying Classification</b>									
1	SSEN	78	Dean CAMPBELL	Suzuki 600	1:41.105		74.774	4	4
2	SSEN	75	Kevin FITZPATRICK	Suzuki 750	1:44.800	3.695	72.137	3	5
3	SSEN	43	Stephen DEGNAN	Suzuki 600	1:47.890	6.785	70.071	5	5
4	SSEN	164	Stephen TOBIN	Yamaha 600	1:49.231	8.126	69.211	4	4
5	SSEN	4	Andrew SELLARS	Suzuki 600	1:49.805	8.700	68.849	4	4
6	SSEN	124	Andrew JONES	Suzuki 600	1:50.286	9.181	68.549	4	4
7	SSEN	234	Scott PREECE	Honda 600	1:50.595	9.490	68.358	4	4
8	SSEN	74	Tommy HENRY	Yamaha 600 - NJT Racing	1:51.497	10.392	67.805	4	4
9	SSEN	32	Aaron BOYD	Suzuki 600 - Team Miserable	1:52.255	11.150	67.347	4	4
10	SSEN	44	Mick JORDAN	Honda 600	1:55.218	14.113	65.615	4	4
11	SSEN	60	George SCOTT	Honda 600	1:55.911	14.806	65.222	4	4
12	SSEN	38	Derek WILKIE	Triumph 675	1:56.802	15.697	64.725	3	4
13	SSEN	176	James CHRISTIE	Honda 600 - Team JCR	1:57.106	16.001	64.557	4	4
14	SSEN	199	Paul FALLON	Yamaha 600	1:58.418	17.313	63.842	3	4
15	SSEN	131	Robert CAIRNS	Suzuki 750	1:58.612	17.507	63.737	4	4
16	SSEN	69	Derek WILSON	Suzuki 600 - Heads Up	1:59.492	18.387	63.268	4	4
17	SSEN	112	Martin CURRAMS	Honda 600	2:06.972	25.867	59.541	4	4
18	SSEN	40	Michael HOEY	Suzuki 600	2:07.014	25.909	59.521	2	3
19	SSEN	7	Sarah BOYES	Yamaha 600	2:07.180	26.075	59.443	3	4
20	SSEN	57	Adrian LOGUE	Suzuki 750	2:09.600	28.495	58.333	3	4
21	SSEN	130	Nigel McAULEY	Yamaha 600	2:19.125	38.020	54.340	3	3

Provisional result to be confirmed by the Stewards of the Meeting subject to completion of technical inspections & the time limit for protests

Page 1 / 1

Circuit	<b>Orritor</b>	Signed		Organising Club	<b>Cookstown &amp; District MCC</b>
Length(miles)	<b>2.1000</b>	Chief Timekeeper			
Weather	<b>Light Rain</b>	Issued At:	<b>18:16</b>		
Track	<b>Damp</b>				

# KDM HIRE COOKSTOWN 100

## SENIOR SUPPORT

### Group B Qualifying

Friday, 24 April 2015

## DETAILED RESULT



### Qualifying Classification

Position

#### **1** 78 Dean CAMPBELL

SSEN Behind

Best Time **1:41.105** Best Speed **74.774** On **4** Gp

Lap	Elapsed Time	Lap Time	Lap Speed
1	2:34.298	2:34.298	48.996
2	4:25.383	1:51.085	68.056
3	6:09.713	1:44.330	72.462
4	7:50.818	1:41.105	74.774

#### **2** 75 Kevin FITZPATRICK

SSEN Behind **3.695**

Best Time **1:44.800** Best Speed **72.137** On **3** Gp

Lap	Elapsed Time	Lap Time	Lap Speed
1	2:27.444	2:27.444	51.274
2	4:19.059	1:51.615	67.733
3	6:03.859	1:44.800	72.137
4	7:48.686	1:44.827	72.119
5	9:41.438	1:52.752	67.050

#### **3** 43 Stephen DEGNAN

SSEN Behind **6.785**

Best Time **1:47.890** Best Speed **70.071** On **5** Gp

Lap	Elapsed Time	Lap Time	Lap Speed
1	2:22.376	2:22.376	53.099
2	4:11.805	1:49.429	69.086
3	5:59.966	1:48.161	69.896
4	7:48.237	1:48.271	69.825
5	9:36.127	1:47.890	70.071

#### **4** 164 Stephen TOBIN

SSEN Behind **8.126**

Best Time **1:49.231** Best Speed **69.211** On **4** Gp

Lap	Elapsed Time	Lap Time	Lap Speed
1	2:30.529	2:30.529	50.223
2	4:21.059	1:50.530	68.398
3	6:10.410	1:49.351	69.135
4	7:59.641	1:49.231	69.211

### Qualifying Classification

Position

#### **5** 4 Andrew SELLARS

SSEN Behind **8.700**

Best Time **1:49.805** Best Speed **68.849** On **4** Gp

Lap	Elapsed Time	Lap Time	Lap Speed
1	2:25.202	2:25.202	52.065
2	4:19.676	1:54.474	66.041
3	6:12.624	1:52.948	66.933
4	8:02.429	1:49.805	68.849

#### **6** 124 Andrew JONES

SSEN Behind **9.181**

Best Time **1:50.286** Best Speed **68.549** On **4** Gp

Lap	Elapsed Time	Lap Time	Lap Speed
1	2:42.297	2:42.297	46.581
2	4:40.644	1:58.347	63.880
3	6:37.916	1:57.272	64.466
4	8:28.202	1:50.286	68.549

#### **7** 234 Scott PREECE

SSEN Behind **9.490**

Best Time **1:50.595** Best Speed **68.358** On **4** Gp

Lap	Elapsed Time	Lap Time	Lap Speed
1	2:54.573	2:54.573	43.306
2	4:50.412	1:55.839	65.263
3	6:44.327	1:53.915	66.365
4	8:34.922	1:50.595	68.358

#### **8** 74 Tommy HENRY

SSEN Behind **10.392**

Best Time **1:51.497** Best Speed **67.805** On **4** Gp

Lap	Elapsed Time	Lap Time	Lap Speed
1	2:39.467	2:39.467	47.408
2	4:37.062	1:57.595	64.288
3	6:55.040	2:17.978	54.791
4	8:46.537	1:51.497	67.805

#### **9** 32 Aaron BOYD

SSEN Behind **11.150**

Best Time **1:52.255** Best Speed **67.347** On **4** Gp

Lap	Elapsed Time	Lap Time	Lap Speed
1	3:07.149	3:07.149	40.396
2	5:07.634	2:00.485	62.746
3	7:01.025	1:53.391	66.672
4	8:53.280	1:52.255	67.347



# KDM HIRE COOKSTOWN 100

## SENIOR SUPPORT

### Group B Qualifying

Friday, 24 April 2015

## DETAILED RESULT



### Qualifying Classification

Position

#### 10 44 Mick JORDAN

SSEN Behind 14.113

Best Time 1:55.218 Best Speed 65.615 On 4 Gp

Lap	Elapsed Time	Lap Time	Lap Speed
1	3:22.928	3:22.928	37.255
2	5:25.655	2:02.727	61.600
3	7:23.645	1:57.990	64.073
4	9:18.863	1:55.218	65.615

#### 11 60 George SCOTT

SSEN Behind 14.806

Best Time 1:55.911 Best Speed 65.222 On 4 Gp

Lap	Elapsed Time	Lap Time	Lap Speed
1	3:35.620	3:35.620	35.062
2	5:40.335	2:04.715	60.618
3	7:44.389	2:04.054	60.941
4	9:40.300	1:55.911	65.222

#### 12 38 Derek WILKIE

SSEN Behind 15.697

Best Time 1:56.802 Best Speed 64.725 On 3 Gp

Lap	Elapsed Time	Lap Time	Lap Speed
1	3:09.926	3:09.926	39.805
2	5:11.804	2:01.878	62.029
3	7:08.606	1:56.802	64.725
4	9:05.541	1:56.935	64.651

#### 13 176 James CHRISTIE

SSEN Behind 16.001

Best Time 1:57.106 Best Speed 64.557 On 4 Gp

Lap	Elapsed Time	Lap Time	Lap Speed
1	3:25.884	3:25.884	36.720
2	5:26.717	2:00.833	62.566
3	7:25.754	1:59.037	63.510
4	9:22.860	1:57.106	64.557

#### 14 199 Paul FALLON

SSEN Behind 17.313

Best Time 1:58.418 Best Speed 63.842 On 3 Gp

Lap	Elapsed Time	Lap Time	Lap Speed
1	3:04.955	3:04.955	40.875
2	5:07.184	2:02.229	61.851
3	7:05.602	1:58.418	63.842
4	9:04.532	1:58.930	63.567

### Qualifying Classification

Position

#### 15 131 Robert CAIRNS

SSEN Behind 17.507

Best Time 1:58.612 Best Speed 63.737 On 4 Gp

Lap	Elapsed Time	Lap Time	Lap Speed
1	3:36.202	3:36.202	34.967
2	5:38.752	2:02.550	61.689
3	7:40.099	2:01.347	62.301
4	9:38.711	1:58.612	63.737

#### 16 69 Derek WILSON

SSEN Behind 18.387

Best Time 1:59.492 Best Speed 63.268 On 4 Gp

Lap	Elapsed Time	Lap Time	Lap Speed
1	3:13.849	3:13.849	38.999
2	5:16.591	2:02.742	61.593
3	7:18.684	2:02.093	61.920
4	9:18.176	1:59.492	63.268

#### 17 112 Martin CURRAMS

SSEN Behind 25.867

Best Time 2:06.972 Best Speed 59.541 On 4 Gp

Lap	Elapsed Time	Lap Time	Lap Speed
1	3:28.786	3:28.786	36.209
2	5:39.911	2:11.125	57.655
3	7:47.438	2:07.527	59.282
4	9:54.410	2:06.972	59.541

#### 18 40 Michael HOEY

SSEN Behind 25.909

Best Time 2:07.014 Best Speed 59.521 On 2 Gp

Lap	Elapsed Time	Lap Time	Lap Speed
1	3:41.805	3:41.805	34.084
2	5:48.819	2:07.014	59.521
3	7:58.210	2:09.391	58.428

#### 19 7 Sarah BOYES

SSEN Behind 26.075

Best Time 2:07.180 Best Speed 59.443 On 3 Gp

Lap	Elapsed Time	Lap Time	Lap Speed
1	3:29.446	3:29.446	36.095
2	5:36.999	2:07.553	59.269
3	7:44.179	2:07.180	59.443
4	9:53.546	2:09.367	58.438

# KDM HIRE COOKSTOWN 100

## SENIOR SUPPORT

### Group B Qualifying

Friday, 24 April 2015

## DETAILED RESULT



### Qualifying Classification

Position

#### **20** 57 Adrian LOGUE

SSEN Behind 28.495

Best Time 2:09.600 Best Speed 58.333 On 3 Gp

Lap	Elapsed Time	Lap Time	Lap Speed
1	2:59.937	2:59.937	42.015
2	5:11.698	2:11.761	57.377
3	7:21.298	2:09.600	58.333
4	9:32.051	2:10.753	57.819

#### **21** 130 Nigel McAULEY

SSEN Behind 38.020

Best Time 2:19.125 Best Speed 54.340 On 3 Gp

Lap	Elapsed Time	Lap Time	Lap Speed
1	3:16.809	3:16.809	38.413
2	5:39.003	2:22.194	53.167
3	7:58.128	2:19.125	54.340

# KDM HIRE COOKSTOWN 100


## SENIOR SUPPORT Group C Qualifying Friday, 24 April 2015



Pos	Class	No	Name	Machine / Sponsor	----- Best Lap -----				Lap
					Time	Behind	Speed	On	
<b>Qualifying Classification</b>									
1	SSEN	749	Paul SWORDS	Ducati 749	1:41.843		74.232	4	4
2	SSEN	87	Ian SIMPSON	Yamaha 600 - Park	1:43.286	1.443	73.195	3	4

Provisional result to be confirmed by the Stewards of the Meeting subject to completion of technical inspections & the time limit for protests

Page 1 / 1

Circuit	<b>Orritor</b>	Signed		Organising Club	<b>Cookstown &amp; District MCC</b>
Length(miles)	<b>2.1000</b>		Chief Timekeeper		
Weather	<b>Light Rain</b>	Issued At:	18:44		
Track	<b>Damp</b>				

# KDM HIRE COOKSTOWN 100

## SENIOR SUPPORT

Group C Qualifying

Friday, 24 April 2015

## DETAILED RESULT



### Qualifying Classification

Position

#### **1** 749 Paul SWORDS

SSEN

Behind

Best Time **1:41.843** Best Speed **74.232** On **4** Gp

Lap	Elapsed Time	Lap Time	Lap Speed
1	2:12.686	2:12.686	56.977
2	3:55.253	1:42.567	73.708
3	5:38.099	1:42.846	73.508
4	7:19.942	1:41.843	74.232

#### **2** 87 Ian SIMPSON

SSEN

Behind

**1.443**

Best Time **1:43.286** Best Speed **73.195** On **3** Gp

Lap	Elapsed Time	Lap Time	Lap Speed
1	2:16.203	2:16.203	55.505
2	4:01.472	1:45.269	71.816
3	5:44.758	1:43.286	73.195
4	7:28.938	1:44.180	72.567

# KDM HIRE COOKSTOWN 100

## SENIOR SUPPORT


### Combined Qualifying



Pos	Class	No	Name	-----Best Time / Qual Laps-----				Overall Best Time / Speed /	
				Session A	Session B	Session C	Session D	Total Qual Laps	
1	SSEN	78	Dean CAMPBELL	-----	1:41.105	-----	-----	1:41.105	74.774
2	SSEN	171	Brian COOMEY	1:41.279	-----	-----	-----	1:41.279	74.645
3	SSEN	749	Paul SWORDS	-----	-----	1:41.843	-----	1:41.843	74.232
4	SSEN	87	Ian SIMPSON	-----	-----	1:43.286	-----	1:43.286	73.195
5	SSEN	13	Seanie SMITH	1:43.750	-----	-----	-----	1:43.750	72.867
6	SSEN	75	Kevin FITZPATRICK	-----	1:44.800	-----	-----	1:44.800	72.137
7	SSEN	59	Darryl TWEED	1:45.264	-----	-----	-----	1:45.264	71.819
8	SSEN	11	John CAHILL	1:46.140	-----	-----	-----	1:46.140	71.227
9	SSEN	143	Joe NEWBOULD	1:46.551	-----	-----	-----	1:46.551	70.952
10	SSEN	47	Timothy ELWOOD	1:47.565	-----	-----	-----	1:47.565	70.283
11	SSEN	43	Stephen DEGNAN	-----	1:47.890	-----	-----	1:47.890	70.071
12	SSEN	97	William HARA	1:49.004	-----	-----	-----	1:49.004	69.355
13	SSEN	41	Ben REA	1:49.047	-----	-----	-----	1:49.047	69.328
14	SSEN	164	Stephen TOBIN	-----	1:49.231	-----	-----	1:49.231	69.211
15	SSEN	126	Christopher WATSON	1:49.736	-----	-----	-----	1:49.736	68.893
16	SSEN	4	Andrew SELLARS	-----	1:49.805	-----	-----	1:49.805	68.849
17	SSEN	51	David HOLLAND	1:50.150	-----	-----	-----	1:50.150	68.634
18	SSEN	124	Andrew JONES	-----	1:50.286	-----	-----	1:50.286	68.549
19	SSEN	136	John O'DONOVAN	1:50.569	-----	-----	-----	1:50.569	68.374
20	SSEN	234	Scott PREECE	-----	1:50.595	-----	-----	1:50.595	68.358
21	SSEN	187	Trevor MATTHEWSON	1:51.446	-----	-----	-----	1:51.446	67.836
22	SSEN	14	Rodney LITTLE	1:51.488	-----	-----	-----	1:51.488	67.810
23	SSEN	74	Tommy HENRY	-----	1:51.497	-----	-----	1:51.497	67.805
24	SSEN	31	Gary O'BRIEN	1:51.836	-----	-----	-----	1:51.836	67.599
25	SSEN	32	Aaron BOYD	-----	1:52.255	-----	-----	1:52.255	67.347
26	SSEN	29	David LEWIS	1:52.266	-----	-----	-----	1:52.266	67.340
27	SSEN	147	Sean SEDDON	1:53.971	-----	-----	-----	1:53.971	66.333
28	SSEN	99	Jordan McGONIGLE	1:54.106	-----	-----	-----	1:54.106	66.254
29	SSEN	29	Steven CLARKE	1:55.116	-----	-----	-----	1:55.116	65.673
30	SSEN	44	Mick JORDAN	-----	1:55.218	-----	-----	1:55.218	65.615
31	SSEN	134	Tam NICHOLL	1:55.869	-----	-----	-----	1:55.869	65.246
32	SSEN	60	George SCOTT	-----	1:55.911	-----	-----	1:55.911	65.222
33	SSEN	613	Dario CECCONI	1:56.580	-----	-----	-----	1:56.580	64.848
34	SSEN	38	Derek WILKIE	-----	1:56.802	-----	-----	1:56.802	64.725
35	SSEN	176	James CHRISTIE	-----	1:57.106	-----	-----	1:57.106	64.557
36	SSEN	80	James ROTHERY	1:57.950	-----	-----	-----	1:57.950	64.095
37	SSEN	67	Gavin BROWN	1:58.061	-----	-----	-----	1:58.061	64.035
38	SSEN	199	Paul FALLON	-----	1:58.418	-----	-----	1:58.418	63.842
39	SSEN	131	Robert CAIRNS	-----	1:58.612	-----	-----	1:58.612	63.737
40	SSEN	69	Derek WILSON	-----	1:59.492	-----	-----	1:59.492	63.268
41	SSEN	34	Yvonne MONTGOMERY	2:00.790	-----	-----	-----	2:00.790	62.588
42	SSEN	112	Martin CURRAMS	-----	2:06.972	-----	-----	2:06.972	59.541
43	SSEN	40	Michael HOEY	-----	2:07.014	-----	-----	2:07.014	59.521
44	SSEN	7	Sarah BOYES	-----	2:07.180	-----	-----	2:07.180	59.443
45	SSEN	57	Adrian LOGUE	-----	2:09.600	-----	-----	2:09.600	58.333
46	SSEN	130	Nigel McAULEY	-----	2:19.125	-----	-----	2:19.125	54.340

Provisional result to be confirmed by the Stewards of the Meeting subject to completion of technical inspections & the time limit for protests

Page 1 / 1

Circuit	<b>Orritor</b>	Signed	 Chief Timekeeper	Organising Club	<b>Cookstown &amp; District MCC</b>
Length(miles)	<b>2.1000</b>	Issued At:			
Weather					
Track					



**KDM HIRE COOKSTOWN 100**

SENIOR SUPPORT

Orritor 2.100 miles


R11: Greenvale Hotel Senior Support A

25/04/2015 15:05

Race (7 Laps)

**RACE 11 - SENIOR SUPPORT A**

9	74 A	31 B	
8	234 A	187 B	14 C
7	51 A	124 B	136 C
6	164 A	126 B	
5	43 A	97 B	41 C
4	11 A	143 B	47 C
3	59 A		
2	87 A	13 B	75 C
1	78 A POLE POSITION	171 B	749 C





**KDM HIRE COOKSTOWN 100**

SENIOR SUPPORT

Orritor 2.100 miles

R12: Greenvale Hotel Senior Support B


25/04/2015 15:30

Race (6 Laps)

**RACE 12 - SENIOR SUPPORT B**

9	130 A		
8	40 A	7 B	57 C
7	69 A	34 B	112 C
6	199 A	131 B	
5	176 A	80 B	67 C
4	60 A	613 B	38 C
3	134 A		
2	99 A	29 B	44 C
1	32 A	129 B	147 C

POLE POSITION A



# KDM HIRE COOKSTOWN 100

## SENIOR SUPPORT

### Race 11 - Greenvale Hotel Race A

Saturday, 25 April 2015




Pos	Class	No	Name	Machine / Sponsor	Gp	Lap	Total Time	Behind	Speed	-----Best Lap-----		
										Time	Speed	On
<b>Race Classification</b>												
1	SSEN	78	Dean CAMPBELL	Suzuki 600	a	4	6:12.377		81.208	1:30.765	83.292	4
2	SSEN	75	Kevin FITZPATRICK	Suzuki 750	a	4	6:13.894	1.517	80.879	1:31.246	82.853	2
3	SSEN	13	Seanie SMITH	Suzuki 750	a	4	6:15.027	2.650	80.634	1:31.794	82.358	3
4	SSEN	41	Ben REA	Suzuki 600 - Rea Racing	b	4	6:15.869	3.492	80.454	1:32.008	82.167	4
5	SSEN	143	Joe NEWBOULD	Kawasaki 600	b	4	6:17.654	5.277	80.073	1:31.172	82.920	4
6	SSEN	43	Stephen DEGNAN	Suzuki 600	b	4	6:25.211	12.834	78.502	1:34.666	79.860	4
7	SSEN	171	Brian COOMEY	Yamaha 600	a	4	6:25.978	13.601	78.346	1:33.734	80.654	4
8	SSEN	97	William HARA	Yamaha 600 - New Look Blinds	b	4	6:26.853	14.476	78.169	1:34.675	79.852	2
9	SSEN	87	Ian SIMPSON	Yamaha 600 - Park	a	4	6:30.034	17.657	77.532	1:35.823	78.895	4
10	SSEN	59	Darryl TWEED	Triumph 675 - Maher Racing	a	4	6:35.749	23.372	76.412	1:34.421	80.067	4
11	SSEN	31	Gary O'BRIEN	Yamaha 600	c	4	6:36.078	23.701	76.349	1:36.964	77.967	2
12	SSEN	164	Stephen TOBIN	Yamaha 600	b	4	6:37.063	24.686	76.159	1:37.426	77.597	4
13	SSEN	126	Christopher WATSON	Kawasaki 600	b	4	6:37.272	24.895	76.119	1:37.412	77.609	4
14	SSEN	47	Timothy ELWOOD	Suzuki 600 - Rod Lee Racing	b	4	6:37.786	25.409	76.021	1:35.476	79.182	2
15	SSEN	187	Trevor MATTHEWSON	Suzuki 750 - Strangford Holiday Park	c	4	6:40.261	27.884	75.551	1:37.967	77.169	3
16	SSEN	51	David HOLLAND	Yamaha 600	c	4	6:40.894	28.517	75.431	1:37.927	77.200	2
17	SSEN	14	Rodney LITTLE	Yamaha 600	c	4	6:43.498	31.121	74.945	1:38.313	76.897	4
18	SSEN	74	Tommy HENRY	Yamaha 600 - NJT Racing	c	4	6:44.346	31.969	74.787	1:38.725	76.576	3
19	SSEN	11	John CAHILL	Suzuki 750	b	4	6:45.883	33.506	74.504	1:38.748	76.559	2
20	SSEN	749	Paul SWORDS	Ducati 749	a	4	6:47.519	35.142	74.205	1:36.108	78.662	4
21	SSEN	124	Andrew JONES	Suzuki 600	c	4	6:51.954	39.577	73.406	1:41.287	74.639	4
22	SSEN	136	John O'DONOVAN	Yamaha 600	c	4	7:08.340	55.963	70.598	1:38.972	76.385	4

### Fastest Lap

SSEN	78	Dean CAMPBELL	1:30.765	83.292	4
------	----	---------------	----------	--------	---

Provisional result to be confirmed by the Stewards of the Meeting subject to completion of technical inspections & the time limit for protests

Page 1 / 1

Circuit	<b>Orritor</b>	Signed		Organising Club	<b>Cookstown &amp; District MCC</b>
Length(miles)	<b>2.1000</b>		Chief Timekeeper	Race Started	<b>00:00</b>
Weather	<b>Sunny</b>	Issued At:	17:34	Gp Time Diff - b 14.92 / c 29.22	
Track	<b>Dry</b>				




# KDM HIRE COOKSTOWN 100

## SENIOR SUPPORT

Race 11 - Greenvale Hotel Race A

Saturday, 25 April 2015

## DETAILED RESULT



### Race Classification

#### **1** 78 Dean CAMPBELL

Total Time **6:12.377** Avg Speed **81.208** Behind  
Best Time **1:30.765** Best Speed **83.292** On **4** Gp **a**

Lap	Elapsed Time	Lap Time	Lap Speed
1	1:37.640	1:37.640	77.427
2	3:09.682	1:32.042	82.136
3	4:41.612	1:31.930	82.236
4	6:12.377	1:30.765	83.292

#### **2** 75 Kevin FITZPATRICK

Total Time **6:13.894** Avg Speed **80.879** Behind **1.517**  
Best Time **1:31.246** Best Speed **82.853** On **2** Gp **a**

Lap	Elapsed Time	Lap Time	Lap Speed
1	1:38.772	1:38.772	76.540
2	3:10.018	1:31.246	82.853
3	4:41.329	1:31.311	82.794
4	6:13.894	1:32.565	81.672

#### **3** 13 Seanie SMITH

Total Time **6:15.027** Avg Speed **80.634** Behind **2.650**  
Best Time **1:31.794** Best Speed **82.358** On **3** Gp **a**

Lap	Elapsed Time	Lap Time	Lap Speed
1	1:38.387	1:38.387	76.839
2	3:10.894	1:32.507	81.724
3	4:42.688	1:31.794	82.358
4	6:15.027	1:32.339	81.872

#### **4** 41 Ben REA

Total Time **6:15.869** Avg Speed **80.454** Behind **3.492**  
Best Time **1:32.008** Best Speed **82.167** On **4** Gp **b**

Lap	Elapsed Time	Lap Time	Lap Speed
1	1:53.469	1:53.469	66.626
2	3:25.867	1:32.398	81.820
3	4:58.781	1:32.914	81.366
4	6:30.789	1:32.008	82.167

#### **5** 143 Joe NEWBOULD

Total Time **6:17.654** Avg Speed **80.073** Behind **5.277**  
Best Time **1:31.172** Best Speed **82.920** On **4** Gp **b**

Lap	Elapsed Time	Lap Time	Lap Speed
1	1:55.944	1:55.944	65.204
2	3:28.708	1:32.764	81.497
3	5:01.402	1:32.694	81.559
4	6:32.574	1:31.172	82.920

### Race Classification

#### **6** 43 Stephen DEGNAN

Total Time **6:25.211** Avg Speed **78.502** Behind **12.834**  
Best Time **1:34.666** Best Speed **79.860** On **4** Gp **b**

Lap	Elapsed Time	Lap Time	Lap Speed
1	1:54.670	1:54.670	65.928
2	3:30.286	1:35.616	79.066
3	5:05.465	1:35.179	79.429
4	6:40.131	1:34.666	79.860

#### **7** 171 Brian COOMEY

Total Time **6:25.978** Avg Speed **78.346** Behind **13.601**  
Best Time **1:33.734** Best Speed **80.654** On **4** Gp **a**

Lap	Elapsed Time	Lap Time	Lap Speed
1	1:40.907	1:40.907	74.920
2	3:18.490	1:37.583	77.473
3	4:52.244	1:33.754	80.637
4	6:25.978	1:33.734	80.654

#### **8** 97 William HARA

Total Time **6:26.853** Avg Speed **78.169** Behind **14.476**  
Best Time **1:34.675** Best Speed **79.852** On **2** Gp **b**

Lap	Elapsed Time	Lap Time	Lap Speed
1	1:56.886	1:56.886	64.678
2	3:31.561	1:34.675	79.852
3	5:06.826	1:35.265	79.358
4	6:41.773	1:34.947	79.623

#### **9** 87 Ian SIMPSON

Total Time **6:30.034** Avg Speed **77.532** Behind **17.657**  
Best Time **1:35.823** Best Speed **78.895** On **4** Gp **a**

Lap	Elapsed Time	Lap Time	Lap Speed
1	1:42.369	1:42.369	73.850
2	3:18.354	1:35.985	78.762
3	4:54.211	1:35.857	78.867
4	6:30.034	1:35.823	78.895

#### **10** 59 Darryl TWEED

Total Time **6:35.749** Avg Speed **76.412** Behind **23.372**  
Best Time **1:34.421** Best Speed **80.067** On **4** Gp **a**

Lap	Elapsed Time	Lap Time	Lap Speed
1	1:42.222	1:42.222	73.957
2	3:26.344	1:44.122	72.607
3	5:01.328	1:34.984	79.592
4	6:35.749	1:34.421	80.067


# KDM HIRE COOKSTOWN 100

## SENIOR SUPPORT

Race 11 - Greenvale Hotel Race A

Saturday, 25 April 2015

## DETAILED RESULT



### Race Classification

#### **11** 31 Gary O'BRIEN

Total Time **6:36.078** Avg Speed **76.349** Behind **23.701**  
Best Time **1:36.964** Best Speed **77.967** On **2** Gp **c**

Lap	Elapsed Time	Lap Time	Lap Speed
1	2:11.106	2:11.106	57.663
2	3:48.070	1:36.964	77.967
3	5:26.365	1:38.295	76.911
4	7:05.298	1:38.933	76.415

#### **12** 164 Stephen TOBIN

Total Time **6:37.063** Avg Speed **76.159** Behind **24.686**  
Best Time **1:37.426** Best Speed **77.597** On **4** Gp **b**

Lap	Elapsed Time	Lap Time	Lap Speed
1	1:58.910	1:58.910	63.577
2	3:36.875	1:37.965	77.170
3	5:14.557	1:37.682	77.394
4	6:51.983	1:37.426	77.597

#### **13** 126 Christopher WATSON

Total Time **6:37.272** Avg Speed **76.119** Behind **24.895**  
Best Time **1:37.412** Best Speed **77.609** On **4** Gp **b**

Lap	Elapsed Time	Lap Time	Lap Speed
1	1:59.131	1:59.131	63.460
2	3:37.065	1:37.934	77.195
3	5:14.780	1:37.715	77.368
4	6:52.192	1:37.412	77.609

#### **14** 47 Timothy ELWOOD

Total Time **6:37.786** Avg Speed **76.021** Behind **25.409**  
Best Time **1:35.476** Best Speed **79.182** On **2** Gp **b**

Lap	Elapsed Time	Lap Time	Lap Speed
1	2:01.996	2:01.996	61.969
2	3:37.472	1:35.476	79.182
3	5:15.277	1:37.805	77.297
4	6:52.706	1:37.429	77.595

#### **15** 187 Trevor MATTHEWSON

Total Time **6:40.261** Avg Speed **75.551** Behind **27.884**  
Best Time **1:37.967** Best Speed **77.169** On **3** Gp **c**

Lap	Elapsed Time	Lap Time	Lap Speed
1	2:14.457	2:14.457	56.226
2	3:53.111	1:38.654	76.631
3	5:31.078	1:37.967	77.169
4	7:09.481	1:38.403	76.827

### Race Classification

#### **16** 51 David HOLLAND

Total Time **6:40.894** Avg Speed **75.431** Behind **28.517**  
Best Time **1:37.927** Best Speed **77.200** On **2** Gp **c**

Lap	Elapsed Time	Lap Time	Lap Speed
1	2:15.613	2:15.613	55.747
2	3:53.540	1:37.927	77.200
3	5:31.554	1:38.014	77.132
4	7:10.114	1:38.560	76.705

#### **17** 14 Rodney LITTLE

Total Time **6:43.498** Avg Speed **74.945** Behind **31.121**  
Best Time **1:38.313** Best Speed **76.897** On **4** Gp **c**

Lap	Elapsed Time	Lap Time	Lap Speed
1	2:16.743	2:16.743	55.286
2	3:55.603	1:38.860	76.472
3	5:34.405	1:38.802	76.517
4	7:12.718	1:38.313	76.897

#### **18** 74 Tommy HENRY

Total Time **6:44.346** Avg Speed **74.787** Behind **31.969**  
Best Time **1:38.725** Best Speed **76.576** On **3** Gp **c**

Lap	Elapsed Time	Lap Time	Lap Speed
1	2:16.531	2:16.531	55.372
2	3:55.462	1:38.931	76.417
3	5:34.187	1:38.725	76.576
4	7:13.566	1:39.379	76.072

#### **19** 11 John CAHILL

Total Time **6:45.883** Avg Speed **74.504** Behind **33.506**  
Best Time **1:38.748** Best Speed **76.559** On **2** Gp **b**

Lap	Elapsed Time	Lap Time	Lap Speed
1	2:01.697	2:01.697	62.121
2	3:40.445	1:38.748	76.559
3	5:20.098	1:39.653	75.863
4	7:00.803	1:40.705	75.071

#### **20** 749 Paul SWORDS

Total Time **6:47.519** Avg Speed **74.205** Behind **35.142**  
Best Time **1:36.108** Best Speed **78.662** On **4** Gp **a**

Lap	Elapsed Time	Lap Time	Lap Speed
1	1:41.413	1:41.413	74.547
2	3:20.253	1:38.840	76.487
3	5:11.411	1:51.158	68.011
4	6:47.519	1:36.108	78.662


# KDM HIRE COOKSTOWN 100

## SENIOR SUPPORT

Race 11 - Greenvale Hotel Race A

Saturday, 25 April 2015

## DETAILED RESULT



### Race Classification

#### 21 124 Andrew JONES

Total Time **6:51.954** Avg Speed **73.406** Behind **39.577**

Best Time **1:41.287** Best Speed **74.639** On **4** Gp **c**

Lap	Elapsed Time	Lap Time	Lap Speed
1	2:15.449	2:15.449	55.814
2	3:58.372	1:42.923	73.453
3	5:39.887	1:41.515	74.472
4	7:21.174	1:41.287	74.639

#### 22 136 John O'DONOVAN

Total Time **7:08.340** Avg Speed **70.598** Behind **55.963**

Best Time **1:38.972** Best Speed **76.385** On **4** Gp **c**

Lap	Elapsed Time	Lap Time	Lap Speed
1	2:15.963	2:15.963	55.603
2	4:17.986	2:02.023	61.956
3	5:58.588	1:40.602	75.148
4	7:37.560	1:38.972	76.385

# KDM HIRE COOKSTOWN 100

## SENIOR SUPPORT

### Race 11 - Greenvale Hotel Race A

## LAP CHART



1					2					3				
No	Name	Gp	Time of Day	Lap Time	No	Name	Gp	Time of Day	Lap Time	No	Name	Gp	Time of Day	Lap Time
78	Dean CAMPBELL	a	17:21:01.410	1:37.640	78	Dean CAMPBELL	a	17:22:33.452	1:32.042	75	Kevin FITZPATRICK	a	17:24:05.099	1:31.311
13	Seanie SMITH	a	17:21:02.157	1:38.387	75	Kevin FITZPATRICK	a	17:22:33.788	1:31.246	78	Dean CAMPBELL	a	17:24:05.382	1:31.930
75	Kevin FITZPATRICK	a	17:21:02.542	1:38.772	13	Seanie SMITH	a	17:22:34.664	1:32.507	13	Seanie SMITH	a	17:24:06.458	1:31.794
171	Brian COOMEY	a	17:21:04.677	1:40.907	87	Ian SIMPSON	a	17:22:42.124	1:35.985	171	Brian COOMEY	a	17:24:16.014	1:33.754
749	Paul SWORDS	a	17:21:05.183	1:41.413	171	Brian COOMEY	a	17:22:42.260	1:37.583	87	Ian SIMPSON	a	17:24:17.981	1:35.857
59	Darryl TWEED	a	17:21:05.992	1:42.222	749	Paul SWORDS	a	17:22:44.023	1:38.840	41	Ben REA	a	17:24:22.551	1:32.914
87	Ian SIMPSON	a	17:21:06.139	1:42.369	41	Ben REA	a	17:22:49.637	1:32.398	59	Darryl TWEED	a	17:24:25.098	1:34.984
41	Ben REA	a	17:21:17.239	1:53.469	59	Darryl TWEED	a	17:22:50.114	1:44.122	143	Joe NEWBOULD	a	17:24:25.172	1:32.694
43	Stephen DEGNAN	a	17:21:18.440	1:54.670	143	Joe NEWBOULD	a	17:22:52.478	1:32.764	43	Stephen DEGNAN	a	17:24:29.235	1:35.179
143	Joe NEWBOULD	a	17:21:19.714	1:55.944	43	Stephen DEGNAN	a	17:22:54.056	1:35.616	97	William HARA	a	17:24:30.596	1:35.265
97	William HARA	a	17:21:20.656	1:56.886	97	William HARA	a	17:22:55.331	1:34.675	749	Paul SWORDS	a	17:24:35.181	1:51.158
164	Stephen TOBIN	a	17:21:22.680	1:58.910	164	Stephen TOBIN	a	17:23:00.645	1:37.965	164	Stephen TOBIN	a	17:24:38.327	1:37.682
126	Christopher WATSON	a	17:21:22.901	1:59.131	126	Christopher WATSON	a	17:23:00.835	1:37.934	126	Christopher WATSON	a	17:24:38.550	1:37.715
11	John CAHILL	a	17:21:25.467	2:01.697	47	Timothy ELWOOD	a	17:23:01.242	1:35.476	47	Timothy ELWOOD	a	17:24:39.047	1:37.805
47	Timothy ELWOOD	a	17:21:25.766	2:01.996	11	John CAHILL	a	17:23:04.215	1:38.748	11	John CAHILL	a	17:24:43.868	1:39.653
31	Gary O'BRIEN	a	17:21:34.876	2:11.106	31	Gary O'BRIEN	a	17:23:11.840	1:36.964	31	Gary O'BRIEN	a	17:24:50.135	1:38.295
187	Trevor MATTHEWSON	a	17:21:38.227	2:14.457	187	Trevor MATTHEWSON	a	17:23:16.881	1:38.654	187	Trevor MATTHEWSON	a	17:24:54.848	1:37.967
124	Andrew JONES	a	17:21:39.219	2:15.449	51	David HOLLAND	a	17:23:17.310	1:37.927	51	David HOLLAND	a	17:24:55.324	1:38.014
51	David HOLLAND	a	17:21:39.383	2:15.613	74	Tommy HENRY	a	17:23:19.232	1:38.931	74	Tommy HENRY	a	17:24:57.957	1:38.725
136	John O'DONOVAN	a	17:21:39.733	2:15.963	14	Rodney LITTLE	a	17:23:19.373	1:38.860	14	Rodney LITTLE	a	17:24:58.175	1:38.802
74	Tommy HENRY	a	17:21:40.301	2:16.531	124	Andrew JONES	a	17:23:22.142	1:42.923	124	Andrew JONES	a	17:25:03.657	1:41.515
14	Rodney LITTLE	a	17:21:40.513	2:16.743	136	John O'DONOVAN	a	17:23:41.756	2:02.023	136	John O'DONOVAN	a	17:25:22.358	1:40.602




# KDM HIRE COOKSTOWN 100

## SENIOR SUPPORT

### Race 11 - Greenvale Hotel Race A

## LAP CHART



4

No	Name	Gp	Time of Day	Lap Time
78	Dean CAMPBELL	a	17:25:36.147	1:30.765
75	Kevin FITZPATRICK	a	17:25:37.664	1:32.565
13	Seanie SMITH	a	17:25:38.797	1:32.339
171	Brian COOMEY	a	17:25:49.748	1:33.734
87	Ian SIMPSON	a	17:25:53.804	1:35.823
41	Ben REA	a	17:25:54.559	1:32.008
143	Joe NEWBOULD	a	17:25:56.344	1:31.172
59	Darryl TWEED	a	17:25:59.519	1:34.421
43	Stephen DEGNAN	a	17:26:03.901	1:34.666
97	William HARA	a	17:26:05.543	1:34.947
749	Paul SWORDS	a	17:26:11.289	1:36.108
164	Stephen TOBIN	a	17:26:15.753	1:37.426
126	Christopher WATSON	a	17:26:15.962	1:37.412
47	Timothy ELWOOD	a	17:26:16.476	1:37.429
11	John CAHILL	a	17:26:24.573	1:40.705
31	Gary O'BRIEN	a	17:26:29.068	1:38.933
187	Trevor MATTHEWSON	a	17:26:33.251	1:38.403
51	David HOLLAND	a	17:26:33.884	1:38.560
14	Rodney LITTLE	a	17:26:36.488	1:38.313
74	Tommy HENRY	a	17:26:37.336	1:39.379
124	Andrew JONES	a	17:26:44.944	1:41.287
136	John O'DONOVAN	a	17:27:01.330	1:38.972

# KDM HIRE COOKSTOWN 100

## SENIOR SUPPORT

### Race 12 - Greenvale Hotel Race B

Saturday, 25 April 2015



Pos	Class	No	Name	Machine / Sponsor	Gp	Lap	Total Time	Behind	Speed	-----Best Lap-----		
										Time	Speed	On

#### Race Classification

1	SSEN	147	Sean SEDDON	Triumph 675	a	5	8:18.997		75.752	1:37.339	77.667	3
2	SSEN	38	Derek WILKIE	Triumph 675	b	5	8:19.334	0.337	75.701	1:38.425	76.810	2
3	SSEN	134	Tam NICHOLL	Yamaha 600	a	5	8:21.560	2.563	75.365	1:37.850	77.261	5
4	SSEN	129	David LEWIS	Suzuki 600	a	5	8:22.003	3.006	75.298	1:37.503	77.536	5
5	SSEN	44	Mick JORDAN	Honda 600	a	5	8:27.870	8.873	74.428	1:38.783	76.531	5
6	SSEN	32	Aaron BOYD	Suzuki 600 - Team Miserable	a	5	8:31.620	12.623	73.883	1:40.974	74.871	3
7	SSEN	29	Steven CLARKE	Yamaha 600	a	5	8:34.035	15.038	73.536	1:41.149	74.741	3
8	SSEN	60	George SCOTT	Honda 600	b	5	8:37.607	18.610	73.028	1:41.548	74.448	3
9	SSEN	69	Derek WILSON	Suzuki 600 - Heads Up	c	5	8:38.031	19.034	72.969	1:41.443	74.525	2
10	SSEN	40	Michael HOEY	Suzuki 600	c	5	8:40.735	21.738	72.590	1:40.731	75.051	5
11	SSEN	613	Dario CECCONI	Suzuki 600	b	5	8:46.400	27.403	71.809	1:42.096	74.048	5
12	SSEN	112	Martin CURRAMS	Honda 600	c	5	8:59.010	40.013	70.129	1:45.324	71.779	2
13	SSEN	34	Yvonne MONTGOMERY	Suzuki 600	c	5	9:05.684	46.687	69.271	1:45.272	71.814	3
14	SSEN	7	Sarah BOYES	Yamaha 600	c	5	9:07.487	48.490	69.043	1:45.987	71.330	3
15	SSEN	80	James ROTHERY	Yamaha 600	b	5	9:07.681	48.684	69.018	1:46.638	70.894	2
16	SSEN	57	Adrian LOGUE	Suzuki 750	c	5	9:09.546	50.549	68.784	1:45.352	71.759	3
17	SSEN	67	Gavin BROWN	Honda 600 - PBR	b	5	9:35.788	1:16.791	65.649	1:46.637	70.895	3
18	SSEN	130	Nigel McAULEY	Yamaha 600	c	5	9:38.414	1:19.417	65.351	1:53.146	66.816	2

#### Fastest Lap


SSEN	147	Sean SEDDON								1:37.339	77.667	3
------	-----	-------------	--	--	--	--	--	--	--	----------	--------	---

#### Not Classified

DNF	SSEN	176	James CHRISTIE	Honda 600 - Team JCR	b	4	7:27.470		67.580	1:46.282	71.132	2
DNF	SSEN	99	Jordan McGONIGLE	Suzuki 600	a	3	5:00.723		75.418	1:38.340	76.876	2
DNF	SSEN	199	Paul FALLON	Yamaha 600	b	3	5:17.663		71.396	1:43.385	73.125	2
DNF	SSEN	131	Robert CAIRNS	Suzuki 750	b	1	2:28.616		50.869	2:44.146	46.057	1

Provisional result to be confirmed by the Stewards of the Meeting subject to completion of technical inspections & the time limit for protests

Page 1 / 1

Circuit	<b>Orritor</b>	Signed		Organising Club	<b>Cookstown &amp; District MCC</b>
Length(miles)	<b>2.1000</b>		Chief Timekeeper	Race Started	<b>00:00</b>
Weather	<b>Sunny</b>	Issued At:	17:51	Gp Time Diff - b 15.53 / c 30.43	
Track	<b>Dry</b>				


# KDM HIRE COOKSTOWN 100

## SENIOR SUPPORT

### Race 12 - Greenvale Hotel Race B

Saturday, 25 April 2015

## DETAILED RESULT



### Race Classification

#### **1** 147 Sean SEDDON

Total Time **8:18.997** Avg Speed **75.752** Behind  
Best Time **1:37.339** Best Speed **77.667** On **3** Gp **a**

Lap	Elapsed Time	Lap Time	Lap Speed
1	1:44.762	1:44.762	72.164
2	3:23.965	1:39.203	76.207
3	5:01.304	1:37.339	77.667
4	6:40.490	1:39.186	76.220
5	8:18.997	1:38.507	76.746

#### **2** 38 Derek WILKIE

Total Time **8:19.334** Avg Speed **75.701** Behind **0.337**  
Best Time **1:38.425** Best Speed **76.810** On **2** Gp **b**

Lap	Elapsed Time	Lap Time	Lap Speed
1	1:58.765	1:58.765	63.655
2	3:37.190	1:38.425	76.810
3	5:15.985	1:38.795	76.522
4	6:55.592	1:39.607	75.898
5	8:34.864	1:39.272	76.154

#### **3** 134 Tam NICHOLL

Total Time **8:21.560** Avg Speed **75.365** Behind **2.563**  
Best Time **1:37.850** Best Speed **77.261** On **5** Gp **a**

Lap	Elapsed Time	Lap Time	Lap Speed
1	1:46.058	1:46.058	71.282
2	3:26.476	1:40.418	75.285
3	5:04.382	1:37.906	77.217
4	6:43.710	1:39.328	76.111
5	8:21.560	1:37.850	77.261

#### **4** 129 David LEWIS

Total Time **8:22.003** Avg Speed **75.298** Behind **3.006**  
Best Time **1:37.503** Best Speed **77.536** On **5** Gp **a**

Lap	Elapsed Time	Lap Time	Lap Speed
1	1:45.639	1:45.639	71.564
2	3:27.048	1:41.409	74.550
3	5:05.103	1:38.055	77.100
4	6:44.500	1:39.397	76.059
5	8:22.003	1:37.503	77.536

### Race Classification

#### **5** 44 Mick JORDAN

Total Time **8:27.870** Avg Speed **74.428** Behind **8.873**  
Best Time **1:38.783** Best Speed **76.531** On **5** Gp **a**

Lap	Elapsed Time	Lap Time	Lap Speed
1	1:46.358	1:46.358	71.081
2	3:27.301	1:40.943	74.894
3	5:07.113	1:39.812	75.742
4	6:49.087	1:41.974	74.137
5	8:27.870	1:38.783	76.531

#### **6** 32 Aaron BOYD

Total Time **8:31.620** Avg Speed **73.883** Behind **12.623**  
Best Time **1:40.974** Best Speed **74.871** On **3** Gp **a**

Lap	Elapsed Time	Lap Time	Lap Speed
1	1:44.609	1:44.609	72.269
2	3:25.870	1:41.261	74.659
3	5:06.844	1:40.974	74.871
4	6:50.211	1:43.367	73.137
5	8:31.620	1:41.409	74.550

#### **7** 29 Steven CLARKE

Total Time **8:34.035** Avg Speed **73.536** Behind **15.038**  
Best Time **1:41.149** Best Speed **74.741** On **3** Gp **a**

Lap	Elapsed Time	Lap Time	Lap Speed
1	1:47.138	1:47.138	70.563
2	3:28.408	1:41.270	74.652
3	5:09.557	1:41.149	74.741
4	6:52.300	1:42.743	73.582
5	8:34.035	1:41.735	74.311

#### **8** 60 George SCOTT

Total Time **8:37.607** Avg Speed **73.028** Behind **18.610**  
Best Time **1:41.548** Best Speed **74.448** On **3** Gp **b**

Lap	Elapsed Time	Lap Time	Lap Speed
1	2:01.543	2:01.543	62.200
2	3:43.575	1:42.032	74.094
3	5:25.123	1:41.548	74.448
4	7:07.553	1:42.430	73.807
5	8:53.137	1:45.584	71.602


# KDM HIRE COOKSTOWN 100

## SENIOR SUPPORT

### Race 12 - Greenvale Hotel Race B

Saturday, 25 April 2015

## DETAILED RESULT



### Race Classification

#### **9** 69 Derek WILSON

Total Time **8:38.031** Avg Speed **72.969** Behind **19.034**

Best Time **1:41.443** Best Speed **74.525** On **2** Gp **c**

Lap	Elapsed Time	Lap Time	Lap Speed
1	2:15.824	2:15.824	55.660
2	3:57.267	1:41.443	74.525
3	5:39.634	1:42.367	73.852
4	7:23.991	1:44.357	72.444
5	9:08.461	1:44.470	72.365

### Race Classification

#### **13** 34 Yvonne MONTGOMERY

Total Time **9:05.684** Avg Speed **69.271** Behind **46.687**

Best Time **1:45.272** Best Speed **71.814** On **3** Gp **c**

Lap	Elapsed Time	Lap Time	Lap Speed
1	2:26.701	2:26.701	51.533
2	4:13.514	1:46.813	70.778
3	5:58.786	1:45.272	71.814
4	7:48.406	1:49.620	68.966
5	9:36.114	1:47.708	70.190

#### **10** 40 Michael HOEY

Total Time **8:40.735** Avg Speed **72.590** Behind **21.738**

Best Time **1:40.731** Best Speed **75.051** On **5** Gp **c**

Lap	Elapsed Time	Lap Time	Lap Speed
1	2:21.116	2:21.116	53.573
2	4:06.445	1:45.329	71.775
3	5:47.633	1:41.188	74.712
4	7:30.434	1:42.801	73.540
5	9:11.165	1:40.731	75.051

#### **14** 7 Sarah BOYES

Total Time **9:07.487** Avg Speed **69.043** Behind **48.490**

Best Time **1:45.987** Best Speed **71.330** On **3** Gp **c**

Lap	Elapsed Time	Lap Time	Lap Speed
1	2:27.384	2:27.384	51.295
2	4:14.194	1:46.810	70.780
3	6:00.181	1:45.987	71.330
4	7:49.816	1:49.635	68.956
5	9:37.917	1:48.101	69.935

#### **11** 613 Dario CECCONI

Total Time **8:46.400** Avg Speed **71.809** Behind **27.403**

Best Time **1:42.096** Best Speed **74.048** On **5** Gp **b**

Lap	Elapsed Time	Lap Time	Lap Speed
1	2:06.137	2:06.137	59.935
2	3:49.404	1:43.267	73.208
3	5:33.381	1:43.977	72.708
4	7:19.834	1:46.453	71.017
5	9:01.930	1:42.096	74.048

#### **15** 80 James ROTHERY

Total Time **9:07.681** Avg Speed **69.018** Behind **48.684**

Best Time **1:46.638** Best Speed **70.894** On **2** Gp **b**

Lap	Elapsed Time	Lap Time	Lap Speed
1	2:09.864	2:09.864	58.215
2	3:56.502	1:46.638	70.894
3	5:44.513	1:48.011	69.993
4	7:33.670	1:49.157	69.258
5	9:23.211	1:49.541	69.015

#### **12** 112 Martin CURRAMS

Total Time **8:59.010** Avg Speed **70.129** Behind **40.013**

Best Time **1:45.324** Best Speed **71.779** On **2** Gp **c**

Lap	Elapsed Time	Lap Time	Lap Speed
1	2:20.961	2:20.961	53.632
2	4:06.285	1:45.324	71.779
3	5:53.464	1:47.179	70.536
4	7:42.004	1:48.540	69.652
5	9:29.440	1:47.436	70.367

#### **16** 57 Adrian LOGUE

Total Time **9:09.546** Avg Speed **68.784** Behind **50.549**

Best Time **1:45.352** Best Speed **71.759** On **3** Gp **c**

Lap	Elapsed Time	Lap Time	Lap Speed
1	2:27.842	2:27.842	51.136
2	4:15.264	1:47.422	70.377
3	6:00.616	1:45.352	71.759
4	7:51.173	1:50.557	68.381
5	9:39.976	1:48.803	69.483


# KDM HIRE COOKSTOWN 100

## SENIOR SUPPORT

Race 12 - Greenvale Hotel Race B

Saturday, 25 April 2015

## DETAILED RESULT



### Race Classification

#### **17** 67 Gavin BROWN

Total Time **9:35.788** Avg Speed **65.649** Behind **1:16.791**  
Best Time **1:46.637** Best Speed **70.895** On **3** Gp **b**

Lap	Elapsed Time	Lap Time	Lap Speed
1	2:11.727	2:11.727	57.391
2	4:26.139	2:14.412	56.245
3	6:12.776	1:46.637	70.895
4	8:03.441	1:50.665	68.314
5	9:51.318	1:47.877	70.080

#### **18** 130 Nigel McAULEY

Total Time **9:38.414** Avg Speed **65.351** Behind **1:19.417**  
Best Time **1:53.146** Best Speed **66.816** On **2** Gp **c**

Lap	Elapsed Time	Lap Time	Lap Speed
1	2:32.455	2:32.455	49.588
2	4:25.601	1:53.146	66.816
3	6:20.241	1:54.640	65.946
4	8:14.195	1:53.954	66.343
5	10:08.844	1:54.649	65.940

### Not Classified

#### **DNF** 176 James CHRISTIE

Total Time **7:27.470** Avg Speed **67.580** Behind  
Best Time **1:46.282** Best Speed **71.132** On **2** Gp **b**

Lap	Elapsed Time	Lap Time	Lap Speed
1	2:08.942	2:08.942	58.631
2	3:55.224	1:46.282	71.132
3	5:43.667	1:48.443	69.714
4	7:43.000	1:59.333	63.352

#### **DNF** 99 Jordan McGONIGLE

Total Time **5:00.723** Avg Speed **75.418** Behind  
Best Time **1:38.340** Best Speed **76.876** On **2** Gp **a**

Lap	Elapsed Time	Lap Time	Lap Speed
1	1:42.280	1:42.280	73.915
2	3:20.620	1:38.340	76.876
3	5:00.723	1:40.103	75.522

### Not Classified

#### **DNF** 199 Paul FALLON

Total Time **5:17.663** Avg Speed **71.396** Behind  
Best Time **1:43.385** Best Speed **73.125** On **2** Gp **b**

Lap	Elapsed Time	Lap Time	Lap Speed
1	2:05.793	2:05.793	60.099
2	3:49.178	1:43.385	73.125
3	5:33.193	1:44.015	72.682

#### **DNF** 131 Robert CAIRNS

Total Time **2:28.616** Avg Speed **50.869** Behind  
Best Time **2:44.146** Best Speed **46.057** On **1** Gp **b**

Lap	Elapsed Time	Lap Time	Lap Speed
1	2:44.146	2:44.146	46.057



# KDM HIRE COOKSTOWN 100

## SENIOR SUPPORT

### Race 12 - Greenvale Hotel Race B

## LAP CHART



**1**

No	Name	Gp	Time of Day	Lap Time
99	Jordan McGONIGLE	a	17:35:37.578	1:42.280
32	Aaron BOYD	a	17:35:39.907	1:44.609
147	Sean SEDDON	a	17:35:40.060	1:44.762
129	David LEWIS	a	17:35:40.937	1:45.639
134	Tam NICHOLL	a	17:35:41.356	1:46.058
44	Mick JORDAN	a	17:35:41.656	1:46.358
29	Steven CLARKE	a	17:35:42.436	1:47.138
38	Derek WILKIE	a	17:35:54.063	1:58.765
60	George SCOTT	a	17:35:56.841	2:01.543
199	Paul FALLON	a	17:36:01.091	2:05.793
613	Dario CECCONI	a	17:36:01.435	2:06.137
176	James CHRISTIE	a	17:36:04.240	2:08.942
80	James ROTHERY	a	17:36:05.162	2:09.864
67	Gavin BROWN	a	17:36:07.025	2:11.727
69	Derek WILSON	a	17:36:11.122	2:15.824
112	Martin CURRAMS	a	17:36:16.259	2:20.961
40	Michael HOEY	a	17:36:16.414	2:21.116
34	Yvonne MONTGOMERY	a	17:36:21.999	2:26.701
7	Sarah BOYES	a	17:36:22.682	2:27.384
57	Adrian LOGUE	a	17:36:23.140	2:27.842
130	Nigel McAULEY	a	17:36:27.753	2:32.455
131	Robert CAIRNS	a	17:36:39.444	2:44.146

**2**

No	Name	Gp	Time of Day	Lap Time
99	Jordan McGONIGLE	a	17:37:15.918	1:38.340
147	Sean SEDDON	a	17:37:19.263	1:39.203
32	Aaron BOYD	a	17:37:21.168	1:41.261
134	Tam NICHOLL	a	17:37:21.774	1:40.418
129	David LEWIS	a	17:37:22.346	1:41.409
44	Mick JORDAN	a	17:37:22.599	1:40.943
29	Steven CLARKE	a	17:37:23.706	1:41.270
38	Derek WILKIE	a	17:37:32.488	1:38.425
60	George SCOTT	a	17:37:38.873	1:42.032
199	Paul FALLON	a	17:37:44.476	1:43.385
613	Dario CECCONI	a	17:37:44.702	1:43.267
176	James CHRISTIE	a	17:37:50.522	1:46.282
80	James ROTHERY	a	17:37:51.800	1:46.638
69	Derek WILSON	a	17:37:52.565	1:41.443
112	Martin CURRAMS	a	17:38:01.583	1:45.324
40	Michael HOEY	a	17:38:01.743	1:45.329
34	Yvonne MONTGOMERY	a	17:38:08.812	1:46.813
7	Sarah BOYES	a	17:38:09.492	1:46.810
57	Adrian LOGUE	a	17:38:10.562	1:47.422
130	Nigel McAULEY	a	17:38:20.899	1:53.146
67	Gavin BROWN	a	17:38:21.437	2:14.412

**3**

No	Name	Gp	Time of Day	Lap Time
99	Jordan McGONIGLE	a	17:38:56.021	1:40.103
147	Sean SEDDON	a	17:38:56.602	1:37.339
134	Tam NICHOLL	a	17:38:59.680	1:37.906
129	David LEWIS	a	17:39:00.401	1:38.055
32	Aaron BOYD	a	17:39:02.142	1:40.974
44	Mick JORDAN	a	17:39:02.411	1:39.812
29	Steven CLARKE	a	17:39:04.855	1:41.149
38	Derek WILKIE	a	17:39:11.283	1:38.795
60	George SCOTT	a	17:39:20.421	1:41.548
199	Paul FALLON	a	17:39:28.491	1:44.015
613	Dario CECCONI	a	17:39:28.679	1:43.977
69	Derek WILSON	a	17:39:34.932	1:42.367
176	James CHRISTIE	a	17:39:38.965	1:48.443
80	James ROTHERY	a	17:39:39.811	1:48.011
40	Michael HOEY	a	17:39:42.931	1:41.188
112	Martin CURRAMS	a	17:39:48.762	1:47.179
34	Yvonne MONTGOMERY	a	17:39:54.084	1:45.272
7	Sarah BOYES	a	17:39:55.479	1:45.987
57	Adrian LOGUE	a	17:39:55.914	1:45.352
67	Gavin BROWN	a	17:40:08.074	1:46.637
130	Nigel McAULEY	a	17:40:15.539	1:54.640

**4**

No	Name	Gp	Time of Day	Lap Time
147	Sean SEDDON	a	17:40:35.788	1:39.186
134	Tam NICHOLL	a	17:40:39.008	1:39.328
129	David LEWIS	a	17:40:39.798	1:39.397
44	Mick JORDAN	a	17:40:44.385	1:41.974
32	Aaron BOYD	a	17:40:45.509	1:43.367
29	Steven CLARKE	a	17:40:47.598	1:42.743
38	Derek WILKIE	a	17:40:50.890	1:39.607
60	George SCOTT	a	17:41:02.851	1:42.430
613	Dario CECCONI	a	17:41:15.132	1:46.453
69	Derek WILSON	a	17:41:19.289	1:44.357
40	Michael HOEY	a	17:41:25.732	1:42.801
80	James ROTHERY	a	17:41:28.968	1:49.157
112	Martin CURRAMS	a	17:41:37.302	1:48.540
176	James CHRISTIE	a	17:41:38.298	1:59.333
34	Yvonne MONTGOMERY	a	17:41:43.704	1:49.620
7	Sarah BOYES	a	17:41:45.114	1:49.635
57	Adrian LOGUE	a	17:41:46.471	1:50.557
67	Gavin BROWN	a	17:41:58.739	1:50.665
130	Nigel McAULEY	a	17:42:09.493	1:53.954

**5**

No	Name	Gp	Time of Day	Lap Time
147	Sean SEDDON	a	17:42:14.295	1:38.507
134	Tam NICHOLL	a	17:42:16.858	1:37.850
129	David LEWIS	a	17:42:17.301	1:37.503
44	Mick JORDAN	a	17:42:23.168	1:38.783
32	Aaron BOYD	a	17:42:26.918	1:41.409
29	Steven CLARKE	a	17:42:29.333	1:41.735
38	Derek WILKIE	a	17:42:30.162	1:39.272
60	George SCOTT	a	17:42:48.435	1:45.584
613	Dario CECCONI	a	17:42:57.228	1:42.096
69	Derek WILSON	a	17:43:03.759	1:44.470
40	Michael HOEY	a	17:43:06.463	1:40.731
80	James ROTHERY	a	17:43:18.509	1:49.541
112	Martin CURRAMS	a	17:43:24.738	1:47.436
34	Yvonne MONTGOMERY	a	17:43:31.412	1:47.708
7	Sarah BOYES	a	17:43:33.215	1:48.101
57	Adrian LOGUE	a	17:43:35.274	1:48.803
67	Gavin BROWN	a	17:43:46.616	1:47.877
130	Nigel McAULEY	a	17:44:04.142	1:54.649



**ROAD RACE - IRISH SENIOR SUPPORT**

2015

					#1	
Pos	No.	Name	Total	Diff	Gap	R1
1	78	Dean CAMPBELL	25	0	0	25
2	75	Kevin FITZPATRICK	20	5	5	20
3	13	Seanie SMITH	16	9	4	16
4	41	Ben REA	13	12	3	13
5	143	Joe NEWBOULD	11	14	2	11
6	43	Stephen DEGNAN	10	15	1	10
7	171	Brian COOMEY	9	16	1	9
8	97	William HARA	8	17	1	8
9	87	Ian SIMPSON	7	18	1	7
10	59	Darryl TWEED	6	19	1	6
11	31	Gary O'BRIEN	5	20	1	5
12	164	Stephen TOBIN	4	21	1	4
13	126	Christopher WATSON	3	22	1	3
14	47	Timothy ELWOOD	2	23	1	2
15	187	Trevor MATTHEWSON	1	24	1	1

**Event Legend**


---

#1    24/04/2015    KDM HIRE COOKSTOWN 100

**ROAD RACE - ULSTER SENIOR SUPPORT**

2015

					#1	
Pos	No.	Name	Total	Diff	Gap	R1
1	78	Dean CAMPBELL	25	0	0	25
2	75	Kevin FITZPATRICK	20	5	5	20
3	13	Seanie SMITH	16	9	4	16
4	41	Ben REA	13	12	3	13
5	143	Joe NEWBOULD	11	14	2	11
6	43	Stephen DEGNAN	10	15	1	10
7	171	Brian COOMEY	9	16	1	9
8	97	William HARA	8	17	1	8
9	87	Ian SIMPSON	7	18	1	7
10	59	Darryl TWEED	6	19	1	6
11	31	Gary O'BRIEN	5	20	1	5
12	164	Stephen TOBIN	4	21	1	4
13	126	Christopher WATSON	3	22	1	3
14	47	Timothy ELWOOD	2	23	1	2
15	187	Trevor MATTHEWSON	1	24	1	1

**Event Legend**

#1 24/04/2015 KDM HIRE COOKSTOWN 100