



**COOKSTOWN 100**

**Friday 24<sup>th</sup> & Saturday 25<sup>th</sup> April 2015**

**promoted by Cookstown & District MCC**  
[www.cookstown100.com](http://www.cookstown100.com)



**OPEN A  
&  
KDM HIRE  
COOKSTOWN 100 A**



Comhairle Ceantair  
**Lár Uladh**  
**Mid Ulster**  
District Council

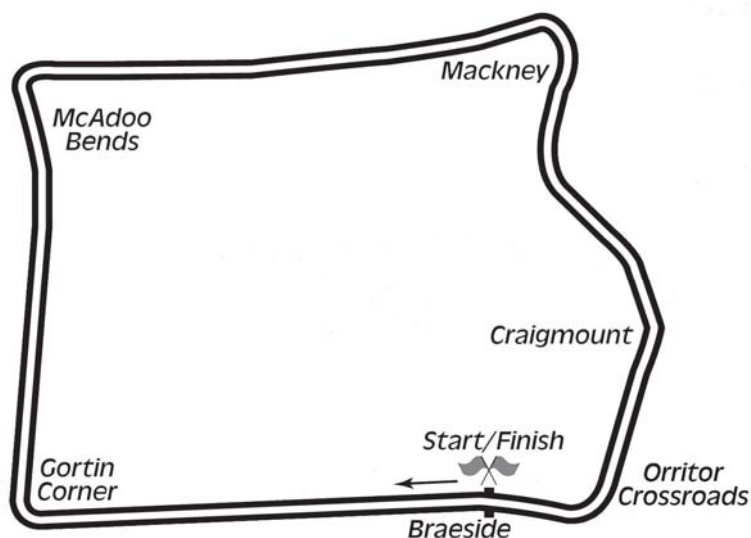


**2&4**  
WHEEL MOTORSPORT  
STEERING GROUP LTD.



tourism  
northernireland

## Orritor Circuit 2.1 miles



### LAP RECORDS

Class	Rider	Machine	m	s	mph	Year
125cc	William Dunlop	Honda	1	34.755	79.785	2010
Moto 3	Barry Davidson	Honda 250	1	39.075	76.306	2012
Moto 450	Ryan Farquhar	Kawasaki	1	35.432	79.219	2012
250cc	William Dunlop	Honda	1	29.658	84.320	2009
Supersport 400	Alastair Haworth	Yamaha	1	35.794	78.919	2013
Supertwin	Ryan Farquhar	Kawasaki	1	30.636	83.411	2012
Supersport	Michael Dunlop	Yamaha	1	24.783	89.169	2011
Superbike	Michael Dunlop	Honda	1	22.641	91.480	2013
Senior Support	Gary Robinson	Yamaha 600	1	29.956	84.041	2007
Junior Support	Mark Hanna	Honda 250	1	33.788	80.607	2013
Classic 1000cc	Wattie Brown	Norton 920	1	40.273	75.394	2006
Classic 500cc	Neill McWhirter	Norton	1	41.491	74.489	2010
Classic 350cc	Paul Coward	Honda	1	43.421	73.099	2004
Classic 250cc	Geoff McMullan	Suzuki	1	47.294	70.461	2006

### MOST WINS at COOKSTOWN 100

Ryan Farquhar	26	1996 - 12
Ray McCullough	14	1967 - 79
Joey Dunlop	11	1977 - 98
Robert Dunlop	11	1985 - 08
Phillip McCallen	10	1987 - 96
William Dunlop	9	2006 - 13
Courtney Junk	8	1974 - 83
Mervyn Elwood	8	1987 - 97
Michael Dunlop	8	2006 - 14
Noel Hudson	7	1975 - 95
Bill Swallow	7	1987 - 00
Darran Lindsay	7	2000 - 05

### MOST WINS AT ALL IRISH ROAD RACE MEETINGS (after Killalane 2014)

1.	Ryan Farquhar	201	1995-14
2.	Joey Dunlop	156	1971-00
3.	Robert Dunlop	135	1980-08
4.	Ray McCullough	109	1960-82
	Phillip McCallen	109	1987-99
6.	William Dunlop	99	2005-14
7.	Michael Dunlop	88	2006-14
8.	Brian Reid	78	1980-94
9.	Darran Lindsay	74	1999-06
10.	James Courtney	66	1992-99

# KDM HIRE COOKSTOWN 100

## SUPERBIKE

### Group A Qualifying


Friday, 24 April 2015



Pos	Class	No	Name	Machine / Sponsor	----- Best Lap -----			Lap
					Time	Behind	Speed	
<b>Qualifying Classification</b>								
1	SBKR	9	Guy MARTIN	BMW - Tyco BMW Motorrad Racing	1:27.835		86.070	5
2	SBKR	44	Jamie HAMILTON	Suzuki - Cookstown BE Racing	1:27.850	0.015	86.056	5
3	SBKR	2	Dean HARRISON	Yamaha - Mar-Train Racing	1:28.849	1.014	85.088	5
4	SBKR	6	William DUNLOP	BMW - Tyco BMW Motorrad Racing	1:29.611	1.776	84.365	3
5	SBKR	10	Andy LAWSON	Kawasaki - Shirlaw's Motorcycles	1:31.363	3.528	82.747	5
6	SBKR	97	Seamus ELLIOTT	Yamaha 600	1:32.849	5.014	81.423	5
7	SBKR	22	Paul JORDAN	Honda 600 - Moira MRC	1:32.936	5.101	81.346	5
8	SBKR	26	Dennis BOOTH	Kawasaki	1:33.777	5.942	80.617	5
9	SBKR	16	Sam WILSON	Kawasaki 600	1:33.907	6.072	80.505	4
10	SBKR	96	Andy FARRELL	Yamaha 600 - NZK	1:34.154	6.319	80.294	2
11	SBKR	78	Dean CAMPBELL	Suzuki	1:34.437	6.602	80.053	5
12	SBKR	24	Graham KENNEDY	Yamaha 600 - Patsy Kennedy	1:34.981	7.146	79.595	5
13	SBKR	41	Ben REA	Suzuki 600 - Rea Racing	1:35.525	7.69	79.142	4
14	SBKR	40	Sandor BITTER	BMW - T&R Motorsport	1:36.500	8.665	78.342	2
15	SBKR	11	Dominic HERBERTSON	Honda	1:36.536	8.701	78.313	5
16	SBKR	80	Phill ARCHER	Yamaha 600	1:37.001	9.166	77.937	4
17	SBKR	109	Neil KERNOHAN	Yamaha 600 - Logan Racing	1:37.559	9.724	77.492	5
18	SBKR	38	Derek WILKIE	Triumph 675	1:39.566	11.731	75.930	5
19	SBKR	4	Andrew SELLARS	Honda	1:40.200	12.365	75.449	4
20	SBKR	126	Christopher WATSON	Kawasaki 600	1:40.260	12.425	75.404	4
21	SBKR	57	Adrian LOGUE	Suzuki 750	1:42.223	14.388	73.956	4

Provisional result to be confirmed by the Stewards of the Meeting subject to completion of technical inspections & the time limit for protests

Page 1 / 1

Circuit	<b>Orritor</b>	Signed		Organising Club	<b>Cookstown &amp; District MCC</b>
Length(miles)	<b>2.1000</b>		Chief Timekeeper	Qualifying Started	<b>00:00</b>
Weather	<b>Cloudy</b>	Issued At:	13:45		
Track	<b>Dry</b>				



### Qualifying Classification

Position

#### **1** 9 Guy MARTIN

SBKR Behind

Best Time **1:27.835** Best Speed **86.070** On **5** Gp

Lap	Elapsed Time	Lap Time	Lap Speed
1	2:45.344	2:45.344	45.723
2	4:15.165	1:29.821	84.167
3	5:45.477	1:30.312	83.710
4	7:14.589	1:29.112	84.837
5	8:42.424	1:27.835	86.070

#### **2** 44 Jamie HAMILTON

SBKR Behind **0.015**

Best Time **1:27.850** Best Speed **86.056** On **5** Gp

Lap	Elapsed Time	Lap Time	Lap Speed
1	2:16.766	2:16.766	55.277
2	3:50.972	1:34.206	80.250
3	5:21.231	1:30.259	83.759
4	6:50.427	1:29.196	84.757
5	8:18.277	1:27.850	86.056

#### **3** 2 Dean HARRISON

SBKR Behind **1.014**

Best Time **1:28.849** Best Speed **85.088** On **5** Gp

Lap	Elapsed Time	Lap Time	Lap Speed
1	2:56.805	2:56.805	42.759
2	4:28.617	1:31.812	82.342
3	5:59.626	1:31.009	83.069
4	7:30.251	1:30.625	83.421
5	8:59.100	1:28.849	85.088

#### **4** 6 William DUNLOP

SBKR Behind **1.776**

Best Time **1:29.611** Best Speed **84.365** On **3** Gp

Lap	Elapsed Time	Lap Time	Lap Speed
1	2:58.565	2:58.565	42.338
2	4:31.287	1:32.722	81.534
3	6:00.898	1:29.611	84.365
4	7:30.544	1:29.646	84.332
5	9:24.906	1:54.362	66.106

### Qualifying Classification

Position

#### **5** 10 Andy LAWSON

SBKR Behind **3.528**

Best Time **1:31.363** Best Speed **82.747** On **5** Gp

Lap	Elapsed Time	Lap Time	Lap Speed
1	2:46.773	2:46.773	45.331
2	4:22.251	1:35.478	79.181
3	5:57.074	1:34.823	79.727
4	7:30.168	1:33.094	81.208
5	9:01.531	1:31.363	82.747

#### **6** 97 Seamus ELLIOTT

SBKR Behind **5.014**

Best Time **1:32.849** Best Speed **81.423** On **5** Gp

Lap	Elapsed Time	Lap Time	Lap Speed
1	2:04.532	2:04.532	60.707
2	3:41.477	1:36.945	77.982
3	5:16.469	1:34.992	79.586
4	6:51.016	1:34.547	79.960
5	8:23.865	1:32.849	81.423

#### **7** 22 Paul JORDAN

SBKR Behind **5.101**

Best Time **1:32.936** Best Speed **81.346** On **5** Gp

Lap	Elapsed Time	Lap Time	Lap Speed
1	2:35.287	2:35.287	48.684
2	4:11.187	1:35.900	78.832
3	5:44.568	1:33.381	80.959
4	7:19.204	1:34.636	79.885
5	8:52.140	1:32.936	81.346

#### **8** 26 Dennis BOOTH

SBKR Behind **5.942**

Best Time **1:33.777** Best Speed **80.617** On **5** Gp

Lap	Elapsed Time	Lap Time	Lap Speed
1	2:35.124	2:35.124	48.735
2	4:14.346	1:39.222	76.193
3	5:51.104	1:36.758	78.133
4	7:25.200	1:34.096	80.343
5	8:58.977	1:33.777	80.617

# KDM HIRE COOKSTOWN 100

## SUPERBIKE

Group A Qualifying

Friday, 24 April 2015

## DETAILED RESULT



### Qualifying Classification

Position

#### 9 16 Sam WILSON

SBKR Behind 6.072

Best Time 1:33.907 Best Speed 80.505 On 4 Gp

Lap	Elapsed Time	Lap Time	Lap Speed
1	2:57.134	2:57.134	42.680
2	4:31.089	1:33.955	80.464
3	6:05.117	1:34.028	80.402
4	7:39.024	1:33.907	80.505
5	9:19.258	1:40.234	75.424

### Qualifying Classification

Position

#### 13 41 Ben REA

SBKR Behind 7.69

Best Time 1:35.525 Best Speed 79.142 On 4 Gp

Lap	Elapsed Time	Lap Time	Lap Speed
1	2:29.035	2:29.035	50.726
2	4:07.517	1:38.482	76.765
3	5:44.231	1:36.714	78.169
4	7:19.756	1:35.525	79.142
5	8:55.551	1:35.795	78.919

#### 10 96 Andy FARRELL

SBKR Behind 6.319

Best Time 1:34.154 Best Speed 80.294 On 2 Gp

Lap	Elapsed Time	Lap Time	Lap Speed
1	2:57.936	2:57.936	42.487
2	4:32.090	1:34.154	80.294
3	6:06.660	1:34.570	79.941
4	7:41.101	1:34.441	80.050
5	9:15.301	1:34.200	80.255

#### 14 40 Sandor BITTER

SBKR Behind 8.665

Best Time 1:36.500 Best Speed 78.342 On 2 Gp

Lap	Elapsed Time	Lap Time	Lap Speed
1	2:17.784	2:17.784	54.868
2	3:54.284	1:36.500	78.342
3	5:31.574	1:37.290	77.706
4	7:08.396	1:36.822	78.081
5	8:45.400	1:37.004	77.935

#### 11 78 Dean CAMPBELL

SBKR Behind 6.602

Best Time 1:34.437 Best Speed 80.053 On 5 Gp

Lap	Elapsed Time	Lap Time	Lap Speed
1	2:47.575	2:47.575	45.114
2	4:26.474	1:38.899	76.442
3	6:02.794	1:36.320	78.488
4	7:40.469	1:37.675	77.400
5	9:14.906	1:34.437	80.053

#### 15 11 Dominic HERBERTSON

SBKR Behind 8.701

Best Time 1:36.536 Best Speed 78.313 On 5 Gp

Lap	Elapsed Time	Lap Time	Lap Speed
1	3:04.210	3:04.210	41.040
2	4:44.370	1:40.160	75.479
3	6:22.209	1:37.839	77.270
4	7:59.923	1:37.714	77.369
5	9:36.459	1:36.536	78.313

#### 12 24 Graham KENNEDY

SBKR Behind 7.146

Best Time 1:34.981 Best Speed 79.595 On 5 Gp

Lap	Elapsed Time	Lap Time	Lap Speed
1	2:32.001	2:32.001	49.737
2	4:10.631	1:38.630	76.650
3	5:47.210	1:36.579	78.278
4	7:22.325	1:35.115	79.483
5	8:57.306	1:34.981	79.595

#### 16 80 Phill ARCHER

SBKR Behind 9.166

Best Time 1:37.001 Best Speed 77.937 On 4 Gp

Lap	Elapsed Time	Lap Time	Lap Speed
1	2:19.438	2:19.438	54.218
2	4:00.675	1:41.237	74.676
3	5:40.152	1:39.477	75.997
4	7:17.153	1:37.001	77.937
5	8:54.378	1:37.225	77.758

# KDM HIRE COOKSTOWN 100

## SUPERBIKE

Group A Qualifying

Friday, 24 April 2015

## DETAILED RESULT



### Qualifying Classification

Position

#### **17** 109 Neil KERNOHAN

SBKR Behind 9.724

Best Time 1:37.559 Best Speed 77.492 On 5 Gp

Lap	Elapsed Time	Lap Time	Lap Speed
1	2:56.830	2:56.830	42.753
2	4:38.455	1:41.625	74.391
3	6:16.783	1:38.328	76.886
4	7:55.135	1:38.352	76.867
5	9:32.694	1:37.559	77.492

### Qualifying Classification

Position

#### **21** 57 Adrian LOGUE

SBKR Behind 14.388

Best Time 1:42.223 Best Speed 73.956 On 4 Gp

Lap	Elapsed Time	Lap Time	Lap Speed
1	2:29.990	2:29.990	50.403
2	4:18.515	1:48.525	69.661
3	6:00.761	1:42.246	73.939
4	7:42.984	1:42.223	73.956
5	9:27.171	1:44.187	72.562

#### **18** 38 Derek WILKIE

SBKR Behind 11.731

Best Time 1:39.566 Best Speed 75.930 On 5 Gp

Lap	Elapsed Time	Lap Time	Lap Speed
1	2:30.278	2:30.278	50.307
2	4:12.419	1:42.141	74.015
3	5:53.057	1:40.638	75.121
4	7:32.941	1:39.884	75.688
5	9:12.507	1:39.566	75.930

#### **19** 4 Andrew SELLARS

SBKR Behind 12.365

Best Time 1:40.200 Best Speed 75.449 On 4 Gp

Lap	Elapsed Time	Lap Time	Lap Speed
1	2:44.789	2:44.789	45.877
2	4:27.712	1:42.923	73.453
3	6:09.482	1:41.770	74.285
4	7:49.682	1:40.200	75.449
5	9:30.603	1:40.921	74.910

#### **20** 126 Christopher WATSON

SBKR Behind 12.425

Best Time 1:40.260 Best Speed 75.404 On 4 Gp

Lap	Elapsed Time	Lap Time	Lap Speed
1	3:03.205	3:03.205	41.265
2	4:44.059	1:40.854	74.960
3	6:25.554	1:41.495	74.486
4	8:05.814	1:40.260	75.404
5	9:46.898	1:41.084	74.789

# KDM HIRE COOKSTOWN 100

## SUPERBIKE

### Group B Qualifying

Friday, 24 April 2015




Pos	Class	No	Name	Machine / Sponsor	----- Best Lap -----				
					Time	Behind	Speed	On Lap	
<b>Qualifying Classification</b>									
1	SBKR	3	Michael DUNLOP	Yamaha - MD Racing	1:27.147		86.750	5	5
2	SBKR	86	Derek McGEE	Honda - Wilson Craig Racing	1:27.696	0.549	86.207	5	5
3	SBKR	65	Michael SWEENEY	Kawasaki - MJR Racing	1:27.813	0.666	86.092	3	3
4	SBKR	122	Alan BONNER	Kawasaki	1:28.634	1.487	85.295	3	5
5	SBKR	1	Stephen THOMPSON	BMW - Penz13.com BMW Racing	1:29.372	2.225	84.590	5	6
6	SBKR	61	John WALSH	BMW - Nolan Racing	1:29.820	2.673	84.168	4	4
7	SBKR	111	Brian McCORMACK	Honda - TAG Racing	1:30.983	3.836	83.092	5	5
8	SBKR	71	Davy MORGAN	Honda - Magic Bullet	1:31.404	4.257	82.710	5	5
9	SBKR	91	James NEESOM	Kawasaki	1:31.555	4.408	82.573	5	5
10	SBKR	75	Kevin FITZPATRICK	Suzuki 750 - Mongey Haulage	1:33.375	6.228	80.964	5	5
11	SBKR	52	James COWTON	Honda - DTR	1:33.387	6.240	80.953	5	5
12	SBKR	64	Stephen McKNIGHT	Honda	1:33.792	6.645	80.604	5	5
13	SBKR	28	Paul GARTLAND	Kawasaki	1:35.477	8.330	79.181	5	5
14	SBKR	115	Damian HORAN	Suzuki 750 - Horan Wood Flooring	1:35.856	8.709	78.868	5	5
15	SBKR	5	Thomas MAXWELL	Yamaha 600	1:35.926	8.779	78.811	5	5
16	SBKR	68	Gareth EVANS	Suzuki 600 - Joe Evans Garage	1:36.004	8.857	78.747	5	5
17	SBKR	34	Colin STEPHENSON	Honda - CS Tuning	1:36.339	9.192	78.473	4	5
18	SBKR	113	Seanie SMITH	Suzuki 750	1:36.397	9.250	78.426	5	5
19	SBKR	23	Michal DOKOUPIL	Yamaha 600 - Das Trans	1:36.649	9.502	78.221	5	5
20	SBKR	43	Stephen DEGNAN	Kawasaki	1:38.579	11.432	76.690	5	5
21	SBKR	94	Michael HOFMANN	Yamaha	1:39.062	11.915	76.316	5	5
22	SBKR	187	Trevor MATTHEWSON	Suzuki 750 - Strangford Holiday Park	1:41.496	14.349	74.486	5	5
23	SBKR	131	Robert CAIRNS	Suzuki	1:42.831	15.684	73.519	5	5

86 & 52 Transponders Not Working

Provisional result to be confirmed by the Stewards of the Meeting subject to completion of technical inspections & the time limit for protests

Page 1 / 1

Circuit	<b>Orritor</b>	Signed		Organising Club	<b>Cookstown &amp; District MCC</b>
Length(miles)	<b>2.1000</b>	Chief Timekeeper			
Weather	<b>Cloudy</b>	Issued At:	13:57		
Track	<b>Dry</b>				

# KDM HIRE COOKSTOWN 100

## SUPERBIKE

Group B Qualifying

Friday, 24 April 2015

## DETAILED RESULT



### Qualifying Classification

Position

#### **1** 3 Michael DUNLOP

SBKR Behind

Best Time **1:27.147** Best Speed **86.750** On **5** Gp

Lap	Elapsed Time	Lap Time	Lap Speed
1	3:03.797	3:03.797	41.132
2	4:36.536	1:32.739	81.519
3	6:07.535	1:30.999	83.078
4	7:38.347	1:30.812	83.249
5	9:05.494	1:27.147	86.750

#### **2** 86 Derek McGEE

SBKR Behind **0.549**

Best Time **1:27.696** Best Speed **86.207** On **5** Gp

Lap	Elapsed Time	Lap Time	Lap Speed
1	2:07.366	2:07.366	59.357
2	3:38.573	1:31.207	82.888
3	5:08.108	1:29.535	84.436
4	6:38.277	1:30.169	83.843
5	8:05.973	1:27.696	86.207

#### **3** 65 Michael SWEENEY

SBKR Behind **0.666**

Best Time **1:27.813** Best Speed **86.092** On **3** Gp

Lap	Elapsed Time	Lap Time	Lap Speed
1	1:54.584	1:54.584	65.978
2	3:22.509	1:27.925	85.982
3	4:50.322	1:27.813	86.092

#### **4** 122 Alan BONNER

SBKR Behind **1.487**

Best Time **1:28.634** Best Speed **85.295** On **3** Gp

Lap	Elapsed Time	Lap Time	Lap Speed
1	2:03.152	2:03.152	61.388
2	3:33.897	1:30.745	83.310
3	5:02.531	1:28.634	85.295
4	6:34.400	1:31.869	82.291
5	8:03.159	1:28.759	85.174

### Qualifying Classification

Position

#### **5** 1 Stephen THOMPSON

SBKR Behind **2.225**

Best Time **1:29.372** Best Speed **84.590** On **5** Gp

Lap	Elapsed Time	Lap Time	Lap Speed
1	1:58.437	1:58.437	63.831
2	3:27.901	1:29.464	84.503
3	4:57.303	1:29.402	84.562
4	6:29.976	1:32.673	81.577
5	7:59.348	1:29.372	84.590
6	9:39.211	1:39.863	75.704

#### **6** 61 John WALSH

SBKR Behind **2.673**

Best Time **1:29.820** Best Speed **84.168** On **4** Gp

Lap	Elapsed Time	Lap Time	Lap Speed
1	3:18.307	3:18.307	38.123
2	5:12.582	1:54.275	66.156
3	6:45.731	1:33.149	81.160
4	8:15.551	1:29.820	84.168

#### **7** 111 Brian McCORMACK

SBKR Behind **3.836**

Best Time **1:30.983** Best Speed **83.092** On **5** Gp

Lap	Elapsed Time	Lap Time	Lap Speed
1	2:26.768	2:26.768	51.510
2	4:00.221	1:33.453	80.896
3	5:32.653	1:32.432	81.790
4	7:08.213	1:35.560	79.113
5	8:39.196	1:30.983	83.092

#### **8** 71 Davy MORGAN

SBKR Behind **4.257**

Best Time **1:31.404** Best Speed **82.710** On **5** Gp

Lap	Elapsed Time	Lap Time	Lap Speed
1	2:10.242	2:10.242	58.046
2	3:44.257	1:34.015	80.413
3	5:17.658	1:33.401	80.941
4	6:50.445	1:32.787	81.477
5	8:21.849	1:31.404	82.710



# KDM HIRE COOKSTOWN 100

## SUPERBIKE

Group B Qualifying

Friday, 24 April 2015

## DETAILED RESULT



### Qualifying Classification

Position

#### 9 91 James NEESOM

SBKR Behind 4.408

Best Time 1:31.555 Best Speed 82.573 On 5 Gp

Lap	Elapsed Time	Lap Time	Lap Speed
1	2:27.578	2:27.578	51.227
2	4:00.560	1:32.982	81.306
3	5:33.273	1:32.713	81.542
4	7:10.492	1:37.219	77.763
5	8:42.047	1:31.555	82.573

### Qualifying Classification

Position

#### 13 28 Paul GARTLAND

SBKR Behind 8.330

Best Time 1:35.477 Best Speed 79.181 On 5 Gp

Lap	Elapsed Time	Lap Time	Lap Speed
1	2:57.329	2:57.329	42.633
2	4:34.989	1:37.660	77.411
3	6:11.387	1:36.398	78.425
4	7:54.139	1:42.752	73.575
5	9:29.616	1:35.477	79.181

#### 10 75 Kevin FITZPATRICK

SBKR Behind 6.228

Best Time 1:33.375 Best Speed 80.964 On 5 Gp

Lap	Elapsed Time	Lap Time	Lap Speed
1	2:07.885	2:07.885	59.116
2	3:43.867	1:35.982	78.765
3	5:17.461	1:33.594	80.774
4	6:53.918	1:36.457	78.377
5	8:27.293	1:33.375	80.964

#### 14 115 Damian HORAN

SBKR Behind 8.709

Best Time 1:35.856 Best Speed 78.868 On 5 Gp

Lap	Elapsed Time	Lap Time	Lap Speed
1	2:28.553	2:28.553	50.891
2	4:07.810	1:39.257	76.166
3	5:44.915	1:37.105	77.854
4	7:23.465	1:38.550	76.712
5	8:59.321	1:35.856	78.868

#### 11 52 James COWTON

SBKR Behind 6.240

Best Time 1:33.387 Best Speed 80.953 On 5 Gp

Lap	Elapsed Time	Lap Time	Lap Speed
1	2:09.933	2:09.933	58.184
2	3:44.393	1:34.460	80.034
3	5:17.871	1:33.478	80.875
4	6:54.074	1:36.203	78.584
5	8:27.461	1:33.387	80.953

#### 15 5 Thomas MAXWELL

SBKR Behind 8.779

Best Time 1:35.926 Best Speed 78.811 On 5 Gp

Lap	Elapsed Time	Lap Time	Lap Speed
1	2:17.093	2:17.093	55.145
2	3:54.385	1:37.292	77.704
3	5:32.181	1:37.796	77.304
4	7:12.633	1:40.452	75.260
5	8:48.559	1:35.926	78.811

#### 12 64 Stephen McKNIGHT

SBKR Behind 6.645

Best Time 1:33.792 Best Speed 80.604 On 5 Gp

Lap	Elapsed Time	Lap Time	Lap Speed
1	2:21.504	2:21.504	53.426
2	3:56.635	1:35.131	79.469
3	5:32.497	1:35.862	78.863
4	7:11.708	1:39.211	76.201
5	8:45.500	1:33.792	80.604

#### 16 68 Gareth EVANS

SBKR Behind 8.857

Best Time 1:36.004 Best Speed 78.747 On 5 Gp

Lap	Elapsed Time	Lap Time	Lap Speed
1	2:26.591	2:26.591	51.572
2	4:07.545	1:40.954	74.886
3	5:43.996	1:36.451	78.382
4	7:23.058	1:39.062	76.316
5	8:59.062	1:36.004	78.747

# KDM HIRE COOKSTOWN 100

## SUPERBIKE

Group B Qualifying

Friday, 24 April 2015

## DETAILED RESULT



### Qualifying Classification

Position

**17** 34 Colin STEPHENSON

SBKR Behind 9.192

Best Time 1:36.339 Best Speed 78.473 On 4 Gp

Lap	Elapsed Time	Lap Time	Lap Speed
1	3:06.020	3:06.020	40.641
2	4:44.728	1:38.708	76.590
3	6:21.914	1:37.186	77.789
4	7:58.253	1:36.339	78.473
5	9:35.158	1:36.905	78.015

**18** 113 Seanie SMITH

SBKR Behind 9.250

Best Time 1:36.397 Best Speed 78.426 On 5 Gp

Lap	Elapsed Time	Lap Time	Lap Speed
1	2:13.669	2:13.669	56.558
2	3:53.995	1:40.326	75.354
3	5:31.848	1:37.853	77.259
4	7:10.387	1:38.539	76.721
5	8:46.784	1:36.397	78.426

**19** 23 Michal DOKOUPIL

SBKR Behind 9.502

Best Time 1:36.649 Best Speed 78.221 On 5 Gp

Lap	Elapsed Time	Lap Time	Lap Speed
1	2:45.154	2:45.154	45.775
2	4:27.100	1:41.946	74.157
3	6:07.937	1:40.837	74.972
4	7:56.147	1:48.210	69.864
5	9:32.796	1:36.649	78.221

**20** 43 Stephen DEGNAN

SBKR Behind 11.432

Best Time 1:38.579 Best Speed 76.690 On 5 Gp

Lap	Elapsed Time	Lap Time	Lap Speed
1	2:45.302	2:45.302	45.734
2	4:24.652	1:39.350	76.095
3	6:04.081	1:39.429	76.034
4	7:43.560	1:39.479	75.996
5	9:22.139	1:38.579	76.690

### Qualifying Classification

Position

**21** 94 Michael HOFMANN

SBKR Behind 11.915

Best Time 1:39.062 Best Speed 76.316 On 5 Gp

Lap	Elapsed Time	Lap Time	Lap Speed
1	2:47.067	2:47.067	45.251
2	4:28.071	1:41.004	74.849
3	6:08.260	1:40.189	75.457
4	7:55.980	1:47.720	70.182
5	9:35.042	1:39.062	76.316

**22** 187 Trevor MATTHEWSON

SBKR Behind 14.349

Best Time 1:41.496 Best Speed 74.486 On 5 Gp

Lap	Elapsed Time	Lap Time	Lap Speed
1	2:23.772	2:23.772	52.583
2	4:07.402	1:43.630	72.952
3	5:51.257	1:43.855	72.794
4	7:36.478	1:45.221	71.849
5	9:17.974	1:41.496	74.486

**23** 131 Robert CAIRNS

SBKR Behind 15.684

Best Time 1:42.831 Best Speed 73.519 On 5 Gp

Lap	Elapsed Time	Lap Time	Lap Speed
1	2:39.846	2:39.846	47.296
2	4:23.933	1:44.087	72.632
3	6:07.452	1:43.519	73.030
4	7:59.349	1:51.897	67.562
5	9:42.180	1:42.831	73.519

# KDM HIRE COOKSTOWN 100

## SUPERBIKE

### Group C Qualifying


Friday, 24 April 2015



Pos	Class	No	Name	Machine / Sponsor	----- Best Lap -----				
					Time	Behind	Speed	On Lap	
<b>Qualifying Classification</b>									
1	SBKR	82	Derek SHEILS	Kawasaki - BikeBitsNI Racing	1:26.862		87.035	3	6
2	SBKR	73	James KELLY	Yamaha 600	1:32.623	5.761	81.621	5	5
3	SBKR	93	Paul CRANSTON	Honda - Loughrin	1:32.964	6.102	81.322	5	5
4	SBKR	143	Joe NEWBOULD	Kawasaki 600	1:37.618	10.756	77.445	3	4
5	SBKR	29	Richard McLOUGHLIN	Honda 600	1:38.311	11.449	76.899	4	4
6	SBKR	749	Paul SWORDS	Ducati 749	1:41.969	15.107	74.140	3	3
7	SBKR	234	Scott PREECE	Honda	1:42.429	15.567	73.807	3	5
8	SBKR	20	David LUMSDEN	Yamaha 600	1:42.485	15.623	73.767	3	5
9	SBKR	67	Gavin BROWN	Honda 600 - PBR	1:45.765	18.903	71.479	3	4

Provisional result to be confirmed by the Stewards of the Meeting subject to completion of technical inspections & the time limit for protests

Page 1 / 1

Circuit	<b>Orritor</b>	Signed		Organising Club	<b>Cookstown &amp; District MCC</b>
Length(miles)	<b>2.1000</b>	Chief Timekeeper			
Weather	<b>Cloudy</b>	Issued At:	14:06		
Track	<b>Dry</b>				

# KDM HIRE COOKSTOWN 100

## SUPERBIKE

Group C Qualifying

Friday, 24 April 2015

## DETAILED RESULT



### Qualifying Classification

Position

#### **1** 82 Derek SHEILS

SBKR Behind

Best Time **1:26.862** Best Speed **87.035** On **3** Gp

Lap	Elapsed Time	Lap Time	Lap Speed
1	2:00.651	2:00.651	62.660
2	3:29.047	1:28.396	85.524
3	4:55.909	1:26.862	87.035
4	6:23.663	1:27.754	86.150
5	7:53.942	1:30.279	83.740
6	9:23.513	1:29.571	84.402

#### **2** 73 James KELLY

SBKR Behind **5.761**

Best Time **1:32.623** Best Speed **81.621** On **5** Gp

Lap	Elapsed Time	Lap Time	Lap Speed
1	2:11.266	2:11.266	57.593
2	3:45.931	1:34.665	79.861
3	5:19.760	1:33.829	80.572
4	6:53.364	1:33.604	80.766
5	8:25.987	1:32.623	81.621

#### **3** 93 Paul CRANSTON

SBKR Behind **6.102**

Best Time **1:32.964** Best Speed **81.322** On **5** Gp

Lap	Elapsed Time	Lap Time	Lap Speed
1	2:09.088	2:09.088	58.565
2	3:42.885	1:33.797	80.600
3	5:17.131	1:34.246	80.216
4	6:51.030	1:33.899	80.512
5	8:23.994	1:32.964	81.322

#### **4** 143 Joe NEWBOULD

SBKR Behind **10.756**

Best Time **1:37.618** Best Speed **77.445** On **3** Gp

Lap	Elapsed Time	Lap Time	Lap Speed
1	2:22.398	2:22.398	53.091
2	4:00.215	1:37.817	77.287
3	5:37.833	1:37.618	77.445
4	7:58.469	2:20.636	53.756

### Qualifying Classification

Position

#### **5** 29 Richard McLOUGHLIN

SBKR Behind **11.449**

Best Time **1:38.311** Best Speed **76.899** On **4** Gp

Lap	Elapsed Time	Lap Time	Lap Speed
1	3:12.235	3:12.235	39.327
2	4:51.571	1:39.336	76.105
3	6:30.334	1:38.763	76.547
4	8:08.645	1:38.311	76.899

#### **6** 749 Paul SWORDS

SBKR Behind **15.107**

Best Time **1:41.969** Best Speed **74.140** On **3** Gp

Lap	Elapsed Time	Lap Time	Lap Speed
1	2:12.283	2:12.283	57.150
2	3:55.706	1:43.423	73.098
3	5:37.675	1:41.969	74.140

#### **7** 234 Scott PREECE

SBKR Behind **15.567**

Best Time **1:42.429** Best Speed **73.807** On **3** Gp

Lap	Elapsed Time	Lap Time	Lap Speed
1	2:34.430	2:34.430	48.954
2	4:19.831	1:45.401	71.726
3	6:02.260	1:42.429	73.807
4	7:45.051	1:42.791	73.547
5	9:28.727	1:43.676	72.919

#### **8** 20 David LUMSDEN

SBKR Behind **15.623**

Best Time **1:42.485** Best Speed **73.767** On **3** Gp

Lap	Elapsed Time	Lap Time	Lap Speed
1	2:31.493	2:31.493	49.903
2	4:17.518	1:46.025	71.304
3	6:00.003	1:42.485	73.767
4	7:43.082	1:43.079	73.342
5	9:25.654	1:42.572	73.704

# KDM HIRE COOKSTOWN 100

## SUPERBIKE

Group C Qualifying

Friday, 24 April 2015

## DETAILED RESULT



### Qualifying Classification

Position

**9** 67 Gavin BROWN

SBKR Behind 18.903

Best Time 1:45.765 Best Speed 71.479 On 3 Gp

Lap	Elapsed Time	Lap Time	Lap Speed
1	2:36.084	2:36.084	48.435
2	4:23.997	1:47.913	70.056
3	6:09.762	1:45.765	71.479
4	7:57.679	1:47.917	70.054

# KDM HIRE COOKSTOWN 100 SUPERBIKE Combined Qualifying




Pos	Class	No	Name	-----Best Time / Qual Laps-----				Overall Best Time / Speed /	
				Session A	Session B	Session C	Session D	Total Qual Laps	
1	SBKR	82	Derek SHEILS	-----	-----	1:26.862	-----	1:26.862	87.035
2	SBKR	3	Michael DUNLOP	-----	1:27.147	-----	-----	1:27.147	86.750
3	SBKR	86	Derek McGEE	-----	1:27.696	-----	-----	1:27.696	86.207
4	SBKR	65	Michael SWEENEY	-----	1:27.813	-----	-----	1:27.813	86.092
5	SBKR	9	Guy MARTIN	1:27.835	-----	-----	-----	1:27.835	86.070
6	SBKR	44	Jamie HAMILTON	1:27.850	-----	-----	-----	1:27.850	86.056
7	SBKR	122	Alan BONNER	-----	1:28.634	-----	-----	1:28.634	85.295
8	SBKR	2	Dean HARRISON	1:28.849	-----	-----	-----	1:28.849	85.088
9	SBKR	1	Stephen THOMPSON	-----	1:29.372	-----	-----	1:29.372	84.590
10	SBKR	6	William DUNLOP	1:29.611	-----	-----	-----	1:29.611	84.365
11	SBKR	61	John WALSH	-----	1:29.820	-----	-----	1:29.820	84.168
12	SBKR	111	Brian McCORMACK	-----	1:30.983	-----	-----	1:30.983	83.092
13	SBKR	10	Andy LAWSON	1:31.363	-----	-----	-----	1:31.363	82.747
14	SBKR	71	Davy MORGAN	-----	1:31.404	-----	-----	1:31.404	82.710
15	SBKR	91	James NEESOM	-----	1:31.555	-----	-----	1:31.555	82.573
16	SBKR	73	James KELLY	-----	-----	1:32.623	-----	1:32.623	81.621
17	SBKR	97	Seamus ELLIOTT	1:32.849	-----	-----	-----	1:32.849	81.423
18	SBKR	22	Paul JORDAN	1:32.936	-----	-----	-----	1:32.936	81.346
19	SBKR	93	Paul CRANSTON	-----	-----	1:32.964	-----	1:32.964	81.322
20	SBKR	75	Kevin FITZPATRICK	-----	1:33.375	-----	-----	1:33.375	80.964
21	SBKR	52	James COWTON	-----	1:33.387	-----	-----	1:33.387	80.953
22	SBKR	26	Dennis BOOTH	1:33.777	-----	-----	-----	1:33.777	80.617
23	SBKR	64	Stephen McKNIGHT	-----	1:33.792	-----	-----	1:33.792	80.604
24	SBKR	16	Sam WILSON	1:33.907	-----	-----	-----	1:33.907	80.505
25	SBKR	96	Andy FARRELL	1:34.154	-----	-----	-----	1:34.154	80.294
26	SBKR	78	Dean CAMPBELL	1:34.437	-----	-----	-----	1:34.437	80.053
27	SBKR	24	Graham KENNEDY	1:34.981	-----	-----	-----	1:34.981	79.595
28	SBKR	28	Paul GARTLAND	-----	1:35.477	-----	-----	1:35.477	79.181
29	SBKR	41	Ben REA	1:35.525	-----	-----	-----	1:35.525	79.142
30	SBKR	115	Damian HORAN	-----	1:35.856	-----	-----	1:35.856	78.868
31	SBKR	5	Thomas MAXWELL	-----	1:35.926	-----	-----	1:35.926	78.811
32	SBKR	68	Gareth EVANS	-----	1:36.004	-----	-----	1:36.004	78.747
33	SBKR	34	Colin STEPHENSON	-----	1:36.339	-----	-----	1:36.339	78.473
34	SBKR	113	Seanie SMITH	-----	1:36.397	-----	-----	1:36.397	78.426
35	SBKR	40	Sandor BITTER	1:36.500	-----	-----	-----	1:36.500	78.342
36	SBKR	11	Dominic HERBERTSON	1:36.536	-----	-----	-----	1:36.536	78.313
37	SBKR	23	Michal DOKOUPIL	-----	1:36.649	-----	-----	1:36.649	78.221
38	SBKR	80	Phill ARCHER	1:37.001	-----	-----	-----	1:37.001	77.937
39	SBKR	109	Neil KERNOHAN	1:37.559	-----	-----	-----	1:37.559	77.492
40	SBKR	143	Joe NEWBOULD	-----	-----	1:37.618	-----	1:37.618	77.445
41	SBKR	29	Richard McLOUGHLIN	-----	-----	1:38.311	-----	1:38.311	76.899
42	SBKR	43	Stephen DEGNAN	-----	1:38.579	-----	-----	1:38.579	76.690
43	SBKR	94	Michael HOFMANN	-----	1:39.062	-----	-----	1:39.062	76.316
44	SBKR	38	Derek WILKIE	1:39.566	-----	-----	-----	1:39.566	75.930
45	SBKR	4	Andrew SELLARS	1:40.200	-----	-----	-----	1:40.200	75.449
46	SBKR	126	Christopher WATSON	1:40.260	-----	-----	-----	1:40.260	75.404
47	SBKR	187	Trevor MATTHEWSON	-----	1:41.496	-----	-----	1:41.496	74.486
48	SBKR	749	Paul SWORDS	-----	-----	1:41.969	-----	1:41.969	74.140
49	SBKR	57	Adrian LOGUE	1:42.223	-----	-----	-----	1:42.223	73.956
50	SBKR	234	Scott PREECE	-----	-----	1:42.429	-----	1:42.429	73.807
51	SBKR	20	David LUMSDEN	-----	-----	1:42.485	-----	1:42.485	73.767
52	SBKR	131	Robert CAIRNS	-----	1:42.831	-----	-----	1:42.831	73.519
53	SBKR	67	Gavin BROWN	-----	-----	1:45.765	-----	1:45.765	71.479

## 86 & 52 No Transponders

Provisional result to be confirmed by the Stewards of the Meeting subject to completion of technical inspections & the time limit for protests

Page 1 / 1

Circuit	<b>Orritor</b>	Signed	 Chief Timekeeper	Organising Club	<b>Cookstown &amp; District MCC</b>
Length(miles)	<b>2.1000</b>	Issued At:			
Weather					
Track					

KDM HIRE COOKSTOWN 100

SUPERBIKE

Orritor 2.100 miles


R1: The Royal Hotel Open A

25/04/2015 10:30

Race (8 Laps)

**RACE 1 - OPEN A**

9	26 A	64 B	
8	93 A	75 B	52 C
7	73 A	97 B	22 C
6	71 A	91 B	
5	61 A	111 B	10 C
4	2 A	1 B	6 C
3	122 A		
2	65 A	9 B	44 C
1	82 A POLE POSITION	3 B	86 C



KDM HIRE COOKSTOWN 100

SUPERBIKE

Orritor 2.100 miles

R10: KDM Hire Cookstown 100 A

25/04/2015 14:40

Race (10 Laps)

RACE 10 - COOKSTOWN 100 A

9	96 A	78 B	
8	52 A	64 B	16 C
7	97 A	22 B	93 C
6	71 A	91 B	
5	61 A	111 B	10 C
4	2 A	1 B	6 C
3	122 A		
2	65 A	9 B	44 C
1	82 A POLE POSITION	3 B	86 C



# KDM HIRE COOKSTOWN 100

## SUPERBIKE

### Race 1 - The Royal Hotel Open A

Saturday, 25 April 2015



Pos	Class	No	Name	Machine / Sponsor	Gp	Lap	Total Time	Behind	Speed	-----Best Lap-----		
										Time	Speed	On
<b>Race Classification</b>												
1	SBKR	9	Guy MARTIN	BMW - Tyco BMW Motorrad Racing	a	6	8:33.931		88.261	1:24.163	89.826	3
2	SBKR	3	Michael DUNLOP	Yamaha - MD Racing	a	6	8:34.045	0.114	88.241	1:23.752	90.267	5
3	SBKR	82	Derek SHEILS	Kawasaki - BikeBitsNI Racing	a	6	8:37.763	3.832	87.608	1:25.186	88.747	5
4	SBKR	86	Derek McGEE	Honda - Wilson Craig Racing	a	6	8:38.714	4.783	87.447	1:25.305	88.623	4
5	SBKR	6	William DUNLOP	BMW - Tyco BMW Motorrad Racing	b	6	8:40.825	6.894	87.093	1:25.341	88.586	6
6	SBKR	44	Jamie HAMILTON	Suzuki - Cookstown BE Racing	a	6	8:46.031	12.100	86.231	1:26.361	87.540	4
7	SBKR	61	John WALSH	BMW - Nolan Racing	b	6	8:54.885	20.954	84.803	1:27.904	86.003	4
8	SBKR	52	James COWTON	Honda 600 - DTR	c	6	8:55.419	21.488	84.719	1:27.433	86.466	5
9	SBKR	1	Stephen THOMPSON	BMW - Penz13.com BMW Racing	b	6	8:59.456	25.525	84.085	1:28.228	85.687	4
10	SBKR	97	Seamus ELLIOTT	Yamaha 600	c	6	9:01.525	27.594	83.763	1:29.003	84.941	2
11	SBKR	73	James KELLY	Yamaha 600 - Lift West	c	6	9:02.585	28.654	83.600	1:29.125	84.825	3
12	SBKR	71	Davy MORGAN	Honda - Magic Bullet	b	6	9:02.678	28.747	83.585	1:29.418	84.547	2
13	SBKR	122	Alan BONNER	Kawasaki	a	6	9:06.718	32.787	82.968	1:28.589	85.338	2
14	SBKR	22	Paul JORDAN	Honda 600 - Moira MRC	c	6	9:11.549	37.618	82.241	1:29.766	84.219	4
15	SBKR	75	Kevin FITZPATRICK	Suzuki 750 - Mongey Haulage	c	6	9:23.524	49.593	80.493	1:32.148	82.042	3
16	SBKR	26	Dennis BOOTH	Kawasaki	c	6	9:27.433	53.502	79.939	1:32.995	81.295	3

### Fastest Lap


SBKR	3	Michael DUNLOP								1:23.752	90.267	5
------	---	----------------	--	--	--	--	--	--	--	----------	--------	---

### Not Classified

DNF	SBKR	64	Stephen McKNIGHT	Honda	c	4	6:17.373		80.133	1:32.143	82.046	3
DNF	SBKR	2	Dean HARRISON	Yamaha - Mar-Train Racing	b	1	1:30.838		83.225	1:45.978	71.336	1
DNF	SBKR	10	Andy LAWSON	Kawasaki - Shirlaw's Motorcycles	b	1	1:33.890		80.520	1:49.030	69.339	1
DNF	SBKR	65	Michael SWEENEY	Yamaha 600 - Trac Blast	a	1	1:34.870		79.688	1:34.870	79.688	1

Provisional result to be confirmed by the Stewards of the Meeting subject to completion of technical inspections & the time limit for protests

Page 1 / 1

Circuit	<b>Orritor</b>	Signed		Organising Club	<b>Cookstown &amp; District MCC</b>
Length(miles)	<b>2.1000</b>		Chief Timekeeper	Race Started	<b>00:00</b>
Weather	<b>Sunny</b>	Issued At:	13:31	Gp Time Diff - b 15.14 / c 31.99	
Track	<b>Dry</b>				


# KDM HIRE COOKSTOWN 100

## SUPERBIKE

### Race 1 - The Royal Hotel Open A

Saturday, 25 April 2015

## DETAILED RESULT



### Race Classification

#### **1** 9 Guy MARTIN

Total Time **8:33.931** Avg Speed **88.261** Behind  
Best Time **1:24.163** Best Speed **89.826** On **3** Gp **a**

Lap	Elapsed Time	Lap Time	Lap Speed
1	1:30.282	1:30.282	83.738
2	2:55.632	1:25.350	88.576
3	4:19.795	1:24.163	89.826
4	5:44.070	1:24.275	89.706
5	7:08.946	1:24.876	89.071
6	8:33.931	1:24.985	88.957

#### **2** 3 Michael DUNLOP

Total Time **8:34.045** Avg Speed **88.241** Behind **0.114**  
Best Time **1:23.752** Best Speed **90.267** On **5** Gp **a**

Lap	Elapsed Time	Lap Time	Lap Speed
1	1:31.295	1:31.295	82.808
2	2:56.210	1:24.915	89.030
3	4:21.491	1:25.281	88.648
4	5:45.309	1:23.818	90.195
5	7:09.061	1:23.752	90.267
6	8:34.045	1:24.984	88.958

#### **3** 82 Derek SHEILS

Total Time **8:37.763** Avg Speed **87.608** Behind **3.832**  
Best Time **1:25.186** Best Speed **88.747** On **5** Gp **a**

Lap	Elapsed Time	Lap Time	Lap Speed
1	1:29.810	1:29.810	84.178
2	2:55.842	1:26.032	87.874
3	4:21.248	1:25.406	88.518
4	5:46.593	1:25.345	88.582
5	7:11.779	1:25.186	88.747
6	8:37.763	1:25.984	87.923

#### **4** 86 Derek McGEE

Total Time **8:38.714** Avg Speed **87.447** Behind **4.783**  
Best Time **1:25.305** Best Speed **88.623** On **4** Gp **a**

Lap	Elapsed Time	Lap Time	Lap Speed
1	1:31.058	1:31.058	83.024
2	2:57.087	1:26.029	87.877
3	4:22.409	1:25.322	88.606
4	5:47.714	1:25.305	88.623
5	7:13.145	1:25.431	88.492
6	8:38.714	1:25.569	88.350

### Race Classification

#### **5** 6 William DUNLOP

Total Time **8:40.825** Avg Speed **87.093** Behind **6.894**  
Best Time **1:25.341** Best Speed **88.586** On **6** Gp **b**

Lap	Elapsed Time	Lap Time	Lap Speed
1	1:45.998	1:45.998	71.322
2	3:12.407	1:26.409	87.491
3	4:38.189	1:25.782	88.130
4	6:04.678	1:26.489	87.410
5	7:30.624	1:25.946	87.962
6	8:55.965	1:25.341	88.586

#### **6** 44 Jamie HAMILTON

Total Time **8:46.031** Avg Speed **86.231** Behind **12.100**  
Best Time **1:26.361** Best Speed **87.540** On **4** Gp **a**

Lap	Elapsed Time	Lap Time	Lap Speed
1	1:31.789	1:31.789	82.363
2	2:58.969	1:27.180	86.717
3	4:25.867	1:26.898	86.999
4	5:52.228	1:26.361	87.540
5	7:19.202	1:26.974	86.923
6	8:46.031	1:26.829	87.068

#### **7** 61 John WALSH

Total Time **8:54.885** Avg Speed **84.803** Behind **20.954**  
Best Time **1:27.904** Best Speed **86.003** On **4** Gp **b**

Lap	Elapsed Time	Lap Time	Lap Speed
1	1:47.978	1:47.978	70.014
2	3:16.392	1:28.414	85.507
3	4:44.365	1:27.973	85.935
4	6:12.269	1:27.904	86.003
5	7:41.356	1:29.087	84.861
6	9:10.025	1:28.669	85.261

#### **8** 52 James COWTON

Total Time **8:55.419** Avg Speed **84.719** Behind **21.488**  
Best Time **1:27.433** Best Speed **86.466** On **5** Gp **c**

Lap	Elapsed Time	Lap Time	Lap Speed
1	2:07.730	2:07.730	59.187
2	3:36.170	1:28.440	85.482
3	5:04.531	1:28.361	85.558
4	6:32.056	1:27.525	86.375
5	7:59.489	1:27.433	86.466
6	9:27.409	1:27.920	85.987


# KDM HIRE COOKSTOWN 100

## SUPERBIKE

### Race 1 - The Royal Hotel Open A

Saturday, 25 April 2015

## DETAILED RESULT



### Race Classification

#### **9** 1 Stephen THOMPSON

Total Time **8:59.456** Avg Speed **84.085** Behind **25.525**

Best Time **1:28.228** Best Speed **85.687** On **4** Gp **b**

Lap	Elapsed Time	Lap Time	Lap Speed
1	1:52.223	1:52.223	67.366
2	3:21.008	1:28.785	85.150
3	4:49.409	1:28.401	85.519
4	6:17.637	1:28.228	85.687
5	7:46.206	1:28.569	85.357
6	9:14.596	1:28.390	85.530

### Race Classification

#### **13** 122 Alan BONNER

Total Time **9:06.718** Avg Speed **82.968** Behind **32.787**

Best Time **1:28.589** Best Speed **85.338** On **2** Gp **a**

Lap	Elapsed Time	Lap Time	Lap Speed
1	1:33.003	1:33.003	81.288
2	3:01.592	1:28.589	85.338
3	4:34.085	1:32.493	81.736
4	6:05.084	1:30.999	83.078
5	7:35.901	1:30.817	83.244
6	9:06.718	1:30.817	83.244

#### **10** 97 Seamus ELLIOTT

Total Time **9:01.525** Avg Speed **83.763** Behind **27.594**

Best Time **1:29.003** Best Speed **84.941** On **2** Gp **c**

Lap	Elapsed Time	Lap Time	Lap Speed
1	2:07.040	2:07.040	59.509
2	3:36.043	1:29.003	84.941
3	5:05.107	1:29.064	84.883
4	6:35.015	1:29.908	84.086
5	8:04.138	1:29.123	84.827
6	9:33.515	1:29.377	84.586

#### **14** 22 Paul JORDAN

Total Time **9:11.549** Avg Speed **82.241** Behind **37.618**

Best Time **1:29.766** Best Speed **84.219** On **4** Gp **c**

Lap	Elapsed Time	Lap Time	Lap Speed
1	2:09.920	2:09.920	58.190
2	3:41.854	1:31.934	82.233
3	5:12.266	1:30.412	83.617
4	6:42.032	1:29.766	84.219
5	8:12.250	1:30.218	83.797
6	9:43.539	1:31.289	82.814

#### **11** 73 James KELLY

Total Time **9:02.585** Avg Speed **83.600** Behind **28.654**

Best Time **1:29.125** Best Speed **84.825** On **3** Gp **c**

Lap	Elapsed Time	Lap Time	Lap Speed
1	2:07.608	2:07.608	59.244
2	3:37.469	1:29.861	84.130
3	5:06.594	1:29.125	84.825
4	6:35.854	1:29.260	84.696
5	8:05.265	1:29.411	84.553
6	9:34.575	1:29.310	84.649

#### **15** 75 Kevin FITZPATRICK

Total Time **9:23.524** Avg Speed **80.493** Behind **49.593**

Best Time **1:32.148** Best Speed **82.042** On **3** Gp **c**

Lap	Elapsed Time	Lap Time	Lap Speed
1	2:11.644	2:11.644	57.428
2	3:44.149	1:32.505	81.725
3	5:16.297	1:32.148	82.042
4	6:48.882	1:32.585	81.655
5	8:22.488	1:33.606	80.764
6	9:55.514	1:33.026	81.268

#### **12** 71 Davy MORGAN

Total Time **9:02.678** Avg Speed **83.585** Behind **28.747**

Best Time **1:29.418** Best Speed **84.547** On **2** Gp **b**

Lap	Elapsed Time	Lap Time	Lap Speed
1	1:49.928	1:49.928	68.772
2	3:19.346	1:29.418	84.547
3	4:49.300	1:29.954	84.043
4	6:18.754	1:29.454	84.513
5	7:48.190	1:29.436	84.530
6	9:17.818	1:29.628	84.349

#### **16** 26 Dennis BOOTH

Total Time **9:27.433** Avg Speed **79.939** Behind **53.502**

Best Time **1:32.995** Best Speed **81.295** On **3** Gp **c**

Lap	Elapsed Time	Lap Time	Lap Speed
1	2:12.905	2:12.905	56.883
2	3:46.599	1:33.694	80.688
3	5:19.594	1:32.995	81.295
4	6:53.286	1:33.692	80.690
5	8:26.292	1:33.006	81.285
6	9:59.423	1:33.131	81.176

### Not Classified


# KDM HIRE COOKSTOWN 100

## SUPERBIKE

Race 1 - The Royal Hotel Open A

Saturday, 25 April 2015

### DETAILED RESULT



#### Not Classified

#### **DNF** 64 Stephen McKNIGHT

Total Time **6:17.373** Avg Speed **80.133** Behind  
Best Time **1:32.143** Best Speed **82.046** On 3 Gp c

Lap	Elapsed Time	Lap Time	Lap Speed
1	2:12.051	2:12.051	57.251
2	3:44.554	1:32.503	81.727
3	5:16.697	1:32.143	82.046
4	6:49.363	1:32.666	81.583

#### **DNF** 2 Dean HARRISON

Total Time **1:30.838** Avg Speed **83.225** Behind  
Best Time **1:45.978** Best Speed **71.336** On 1 Gp b

Lap	Elapsed Time	Lap Time	Lap Speed
1	1:45.978	1:45.978	71.336

#### **DNF** 10 Andy LAWSON

Total Time **1:33.890** Avg Speed **80.520** Behind  
Best Time **1:49.030** Best Speed **69.339** On 1 Gp b

Lap	Elapsed Time	Lap Time	Lap Speed
1	1:49.030	1:49.030	69.339

#### **DNF** 65 Michael SWEENEY

Total Time **1:34.870** Avg Speed **79.688** Behind  
Best Time **1:34.870** Best Speed **79.688** On 1 Gp a

Lap	Elapsed Time	Lap Time	Lap Speed
1	1:34.870	1:34.870	79.688

# KDM HIRE COOKSTOWN 100

## SUPERBIKE

### Race 1 - The Royal Hotel Open A

## LAP CHART



1				
No	Name	Gp	Time of Day	Lap Time
82	Derek SHEILS	a	13:17:34.429	1:29.810
9	Guy MARTIN	a	13:17:34.901	1:30.282
86	Derek McGEE	a	13:17:35.677	1:31.058
3	Michael DUNLOP	a	13:17:35.914	1:31.295
44	Jamie HAMILTON	a	13:17:36.408	1:31.789
122	Alan BONNER	a	13:17:37.622	1:33.003
65	Michael SWEENEY	a	13:17:39.489	1:34.870
2	Dean HARRISON	a	13:17:50.597	1:45.978
6	William DUNLOP	a	13:17:50.617	1:45.998
61	John WALSH	a	13:17:52.597	1:47.978
10	Andy LAWSON	a	13:17:53.649	1:49.030
71	Davy MORGAN	a	13:17:54.547	1:49.928
1	Stephen THOMPSON	a	13:17:56.842	1:52.223
97	Seamus ELLIOTT	a	13:18:11.659	2:07.040
73	James KELLY	a	13:18:12.227	2:07.608
52	James COWTON	a	13:18:12.349	2:07.730
22	Paul JORDAN	a	13:18:14.539	2:09.920
75	Kevin FITZPATRICK	a	13:18:16.263	2:11.644
64	Stephen McKNIGHT	a	13:18:16.670	2:12.051
26	Dennis BOOTH	a	13:18:17.524	2:12.905

2				
No	Name	Gp	Time of Day	Lap Time
9	Guy MARTIN	a	13:19:00.251	1:25.350
82	Derek SHEILS	a	13:19:00.461	1:26.032
3	Michael DUNLOP	a	13:19:00.829	1:24.915
86	Derek McGEE	a	13:19:01.706	1:26.029
44	Jamie HAMILTON	a	13:19:03.588	1:27.180
122	Alan BONNER	a	13:19:06.211	1:28.589
6	William DUNLOP	a	13:19:17.026	1:26.409
61	John WALSH	a	13:19:21.011	1:28.414
71	Davy MORGAN	a	13:19:23.965	1:29.418
1	Stephen THOMPSON	a	13:19:25.627	1:28.785
97	Seamus ELLIOTT	a	13:19:40.662	1:29.003
52	James COWTON	a	13:19:40.789	1:28.440
73	James KELLY	a	13:19:42.088	1:29.861
22	Paul JORDAN	a	13:19:46.473	1:31.934
75	Kevin FITZPATRICK	a	13:19:48.768	1:32.505
64	Stephen McKNIGHT	a	13:19:49.173	1:32.503
26	Dennis BOOTH	a	13:19:51.218	1:33.694

3				
No	Name	Gp	Time of Day	Lap Time
9	Guy MARTIN	a	13:20:24.414	1:24.163
82	Derek SHEILS	a	13:20:25.867	1:25.406
3	Michael DUNLOP	a	13:20:26.110	1:25.281
86	Derek McGEE	a	13:20:27.028	1:25.322
44	Jamie HAMILTON	a	13:20:30.486	1:26.898
122	Alan BONNER	a	13:20:38.704	1:32.493
6	William DUNLOP	a	13:20:42.808	1:25.782
61	John WALSH	a	13:20:48.984	1:27.973
71	Davy MORGAN	a	13:20:53.919	1:29.954
1	Stephen THOMPSON	a	13:20:54.028	1:28.401
52	James COWTON	a	13:21:09.150	1:28.361
97	Seamus ELLIOTT	a	13:21:09.726	1:29.064
73	James KELLY	a	13:21:11.213	1:29.125
22	Paul JORDAN	a	13:21:16.885	1:30.412
75	Kevin FITZPATRICK	a	13:21:20.916	1:32.148
64	Stephen McKNIGHT	a	13:21:21.316	1:32.143
26	Dennis BOOTH	a	13:21:24.213	1:32.995

4				
No	Name	Gp	Time of Day	Lap Time
9	Guy MARTIN	a	13:21:48.689	1:24.275
3	Michael DUNLOP	a	13:21:49.928	1:23.818
82	Derek SHEILS	a	13:21:51.212	1:25.345
86	Derek McGEE	a	13:21:52.333	1:25.305
44	Jamie HAMILTON	a	13:21:56.847	1:26.361
6	William DUNLOP	a	13:22:09.297	1:26.489
122	Alan BONNER	a	13:22:09.703	1:30.999
61	John WALSH	a	13:22:16.888	1:27.904
1	Stephen THOMPSON	a	13:22:22.256	1:28.228
71	Davy MORGAN	a	13:22:23.373	1:29.454
52	James COWTON	a	13:22:36.675	1:27.525
97	Seamus ELLIOTT	a	13:22:39.634	1:29.908
73	James KELLY	a	13:22:40.473	1:29.260
22	Paul JORDAN	a	13:22:46.651	1:29.766
75	Kevin FITZPATRICK	a	13:22:53.501	1:32.585
64	Stephen McKNIGHT	a	13:22:53.982	1:32.666
26	Dennis BOOTH	a	13:22:57.905	1:33.692

5				
No	Name	Gp	Time of Day	Lap Time
9	Guy MARTIN	a	13:23:13.565	1:24.876
3	Michael DUNLOP	a	13:23:13.680	1:23.752
82	Derek SHEILS	a	13:23:16.398	1:25.186
86	Derek McGEE	a	13:23:17.764	1:25.431
44	Jamie HAMILTON	a	13:23:23.821	1:26.974
6	William DUNLOP	a	13:23:35.243	1:25.946
122	Alan BONNER	a	13:23:40.520	1:30.817
61	John WALSH	a	13:23:45.975	1:29.087
1	Stephen THOMPSON	a	13:23:50.825	1:28.569
71	Davy MORGAN	a	13:23:52.809	1:29.436
52	James COWTON	a	13:24:04.108	1:27.433
97	Seamus ELLIOTT	a	13:24:08.757	1:29.123
73	James KELLY	a	13:24:09.884	1:29.411
22	Paul JORDAN	a	13:24:16.869	1:30.218
75	Kevin FITZPATRICK	a	13:24:27.107	1:33.606
26	Dennis BOOTH	a	13:24:30.911	1:33.006

6				
No	Name	Gp	Time of Day	Lap Time
9	Guy MARTIN	a	13:24:38.550	1:24.985
3	Michael DUNLOP	a	13:24:38.664	1:24.984
82	Derek SHEILS	a	13:24:42.382	1:25.984
86	Derek McGEE	a	13:24:43.333	1:25.569
44	Jamie HAMILTON	a	13:24:50.650	1:26.829
6	William DUNLOP	a	13:25:00.584	1:25.341
122	Alan BONNER	a	13:25:11.337	1:30.817
61	John WALSH	a	13:25:14.644	1:28.669
1	Stephen THOMPSON	a	13:25:19.215	1:28.390
71	Davy MORGAN	a	13:25:22.437	1:29.628
52	James COWTON	a	13:25:32.028	1:27.920
97	Seamus ELLIOTT	a	13:25:38.134	1:29.377
73	James KELLY	a	13:25:39.194	1:29.310
22	Paul JORDAN	a	13:25:48.158	1:31.289
75	Kevin FITZPATRICK	a	13:26:00.133	1:33.026
26	Dennis BOOTH	a	13:26:04.042	1:33.131

# KDM HIRE COOKSTOWN 100

## SUPERBIKE

### Race 10 - KDM Hire Cookstown 100 A

Saturday, 25 April 2015



Pos	Class	No	Name	Machine / Sponsor	Gp	Lap	Total Time	Behind	Speed	-----Best Lap-----		
										Time	Speed	On

#### Race Classification

1	SBKR	9	Guy MARTIN	BMW - Tyco BMW Motorrad Racing	a	6	8:30.918		88.781	1:23.813	90.201	5
2	SBKR	82	Derek SHEILS	Kawasaki - BikeBitsNI Racing	a	6	8:32.187	1.269	88.561	1:24.113	89.879	5
3	SBKR	2	Dean HARRISON	Yamaha - Mar-Train Racing	b	6	8:35.834	4.916	87.935	1:24.686	89.271	3
4	SBKR	6	William DUNLOP	BMW - Tyco BMW Motorrad Racing	b	6	8:36.290	5.372	87.858	1:24.734	89.220	3
5	SBKR	44	Jamie HAMILTON	Suzuki - Cookstown BE Racing	a	6	8:43.843	12.925	86.591	1:25.226	88.705	4
6	SBKR	52	James COWTON	Honda - DTR	c	6	8:44.531	13.613	86.477	1:25.877	88.033	6
7	SBKR	65	Michael SWEENEY	Kawasaki - MJR Racing	a	6	8:48.227	17.309	85.872	1:26.553	87.345	5
8	SBKR	1	Stephen THOMPSON	BMW - Penz13.com BMW Racing	b	6	8:51.863	20.945	85.285	1:27.192	86.705	6
9	SBKR	10	Andy LAWSON	Kawasaki - Shirlaw's Motorcycles	b	6	8:52.704	21.786	85.150	1:26.816	87.081	3
10	SBKR	61	John WALSH	BMW - Nolan Racing	b	6	8:56.459	25.541	84.554	1:27.938	85.970	4
11	SBKR	122	Alan BONNER	Kawasaki	a	6	8:59.932	29.014	84.011	1:28.749	85.184	2
12	SBKR	22	Paul JORDAN	Honda 600 - Moira MRC	c	6	9:06.603	35.685	82.985	1:29.512	84.458	3
13	SBKR	91	James NEESOM	Kawasaki	b	6	9:06.615	35.697	82.983	1:28.334	85.584	6
14	SBKR	86	Derek McGEE	Honda - Wilson Craig Racing	a	6	9:13.623	42.705	81.933	1:26.611	87.287	5

#### Fastest Lap

SBKR	3	Michael DUNLOP								1:23.344	90.708	5
------	---	----------------	--	--	--	--	--	--	--	----------	--------	---


#### Not Classified

DNF	SBKR	3	Michael DUNLOP	Yamaha - MD Racing	a	6	8:31.090		88.751	1:23.344	90.708	5
DNF	SBKR	71	Davy MORGAN	Honda - Magic Bullet	b	4	6:06.474		82.516	1:29.796	84.191	3
DNF	SBKR	78	Dean CAMPBELL	Suzuki	c	3	4:59.838		75.641	1:33.541	80.820	2

Race stopped after leaders had completed 7 laps; result declared at 6 laps

Provisional result to be confirmed by the Stewards of the Meeting subject to completion of technical inspections & the time limit for protests

Page 1 / 1

Circuit	<b>Orritor</b>	Signed		Organising Club	<b>Cookstown &amp; District MCC</b>
Length(miles)	<b>2.1000</b>		Chief Timekeeper	Race Started	<b>00:00</b>
Weather	<b>Sunny</b>	Issued At:	16:48	Gp Time Diff - b 15.49 / c 29.76	
Track	<b>Dry</b>				


# KDM HIRE COOKSTOWN 100

## SUPERBIKE

### Race 10 - KDM Hire Cookstown 100 A

Saturday, 25 April 2015

## DETAILED RESULT



### Race Classification

#### **1** 9 Guy MARTIN

Total Time **8:30.918** Avg Speed **88.781** Behind  
Best Time **1:23.813** Best Speed **90.201** On **5** Gp **a**

Lap	Elapsed Time	Lap Time	Lap Speed
1	1:29.710	1:29.710	84.272
2	2:54.087	1:24.377	89.598
3	4:18.392	1:24.305	89.674
4	5:42.615	1:24.223	89.762
5	7:06.428	1:23.813	90.201
6	8:30.918	1:24.490	89.478

#### **2** 82 Derek SHEILS

Total Time **8:32.187** Avg Speed **88.561** Behind **1.269**  
Best Time **1:24.113** Best Speed **89.879** On **5** Gp **a**

Lap	Elapsed Time	Lap Time	Lap Speed
1	1:29.380	1:29.380	84.583
2	2:54.474	1:25.094	88.843
3	4:18.799	1:24.325	89.653
4	5:43.762	1:24.963	88.980
5	7:07.875	1:24.113	89.879
6	8:32.187	1:24.312	89.667

#### **3** 2 Dean HARRISON

Total Time **8:35.834** Avg Speed **87.935** Behind **4.916**  
Best Time **1:24.686** Best Speed **89.271** On **3** Gp **b**

Lap	Elapsed Time	Lap Time	Lap Speed
1	1:45.976	1:45.976	71.337
2	3:11.145	1:25.169	88.765
3	4:35.831	1:24.686	89.271
4	6:01.165	1:25.334	88.593
5	7:26.218	1:25.053	88.886
6	8:51.324	1:25.106	88.830

#### **4** 6 William DUNLOP

Total Time **8:36.290** Avg Speed **87.858** Behind **5.372**  
Best Time **1:24.734** Best Speed **89.220** On **3** Gp **b**

Lap	Elapsed Time	Lap Time	Lap Speed
1	1:45.426	1:45.426	71.709
2	3:10.225	1:24.799	89.152
3	4:34.959	1:24.734	89.220
4	6:01.925	1:26.966	86.931
5	7:27.009	1:25.084	88.853
6	8:51.780	1:24.771	89.181

### Race Classification

#### **5** 44 Jamie HAMILTON

Total Time **8:43.843** Avg Speed **86.591** Behind **12.925**  
Best Time **1:25.226** Best Speed **88.705** On **4** Gp **a**

Lap	Elapsed Time	Lap Time	Lap Speed
1	1:32.841	1:32.841	81.430
2	3:00.774	1:27.933	85.975
3	4:27.550	1:26.776	87.121
4	5:52.776	1:25.226	88.705
5	7:18.536	1:25.760	88.153
6	8:43.843	1:25.307	88.621

#### **6** 52 James COWTON

Total Time **8:44.531** Avg Speed **86.477** Behind **13.613**  
Best Time **1:25.877** Best Speed **88.033** On **6** Gp **c**

Lap	Elapsed Time	Lap Time	Lap Speed
1	2:02.023	2:02.023	61.956
2	3:28.502	1:26.479	87.420
3	4:55.487	1:26.985	86.912
4	6:22.304	1:26.817	87.080
5	7:48.414	1:26.110	87.795
6	9:14.291	1:25.877	88.033

#### **7** 65 Michael SWEENEY

Total Time **8:48.227** Avg Speed **85.872** Behind **17.309**  
Best Time **1:26.553** Best Speed **87.345** On **5** Gp **a**

Lap	Elapsed Time	Lap Time	Lap Speed
1	1:33.417	1:33.417	80.927
2	3:00.630	1:27.213	86.684
3	4:27.970	1:27.340	86.558
4	5:54.805	1:26.835	87.062
5	7:21.358	1:26.553	87.345
6	8:48.227	1:26.869	87.028

#### **8** 1 Stephen THOMPSON

Total Time **8:51.863** Avg Speed **85.285** Behind **20.945**  
Best Time **1:27.192** Best Speed **86.705** On **6** Gp **b**

Lap	Elapsed Time	Lap Time	Lap Speed
1	1:49.327	1:49.327	69.150
2	3:17.522	1:28.195	85.719
3	4:45.087	1:27.565	86.336
4	6:12.637	1:27.550	86.351
5	7:40.161	1:27.524	86.376
6	9:07.353	1:27.192	86.705


# KDM HIRE COOKSTOWN 100

## SUPERBIKE

### Race 10 - KDM Hire Cookstown 100 A

Saturday, 25 April 2015

## DETAILED RESULT



### Race Classification

#### **9** 10 Andy LAWSON

Total Time **8:52.704** Avg Speed **85.150** Behind **21.786**

Best Time **1:26.816** Best Speed **87.081** On **3** Gp **b**

Lap	Elapsed Time	Lap Time	Lap Speed
1	1:50.438	1:50.438	68.455
2	3:18.971	1:28.533	85.392
3	4:45.787	1:26.816	87.081
4	6:13.777	1:27.990	85.919
5	7:41.252	1:27.475	86.425
6	9:08.194	1:26.942	86.955

### Race Classification

#### **13** 91 James NEESOM

Total Time **9:06.615** Avg Speed **82.983** Behind **35.697**

Best Time **1:28.334** Best Speed **85.584** On **6** Gp **b**

Lap	Elapsed Time	Lap Time	Lap Speed
1	1:52.298	1:52.298	67.321
2	3:23.094	1:30.796	83.264
3	4:52.744	1:29.650	84.328
4	6:22.093	1:29.349	84.612
5	7:53.771	1:31.678	82.463
6	9:22.105	1:28.334	85.584

#### **10** 61 John WALSH

Total Time **8:56.459** Avg Speed **84.554** Behind **25.541**

Best Time **1:27.938** Best Speed **85.970** On **4** Gp **b**

Lap	Elapsed Time	Lap Time	Lap Speed
1	1:49.130	1:49.130	69.275
2	3:18.750	1:29.620	84.356
3	4:47.800	1:29.050	84.896
4	6:15.738	1:27.938	85.970
5	7:43.875	1:28.137	85.776
6	9:11.949	1:28.074	85.837

#### **14** 86 Derek McGEE

Total Time **9:13.623** Avg Speed **81.933** Behind **42.705**

Best Time **1:26.611** Best Speed **87.287** On **5** Gp **a**

Lap	Elapsed Time	Lap Time	Lap Speed
1	1:32.749	1:32.749	81.510
2	3:24.506	1:51.757	67.647
3	4:52.210	1:27.704	86.199
4	6:20.072	1:27.862	86.044
5	7:46.683	1:26.611	87.287
6	9:13.623	1:26.940	86.957

#### **11** 122 Alan BONNER

Total Time **8:59.932** Avg Speed **84.011** Behind **29.014**

Best Time **1:28.749** Best Speed **85.184** On **2** Gp **a**

Lap	Elapsed Time	Lap Time	Lap Speed
1	1:34.062	1:34.062	80.373
2	3:02.811	1:28.749	85.184
3	4:32.221	1:29.410	84.554
4	6:01.008	1:28.787	85.148
5	7:30.920	1:29.912	84.082
6	8:59.932	1:29.012	84.932

#### **12** 22 Paul JORDAN

Total Time **9:06.603** Avg Speed **82.985** Behind **35.685**

Best Time **1:29.512** Best Speed **84.458** On **3** Gp **c**

Lap	Elapsed Time	Lap Time	Lap Speed
1	2:05.658	2:05.658	60.163
2	3:35.522	1:29.864	84.127
3	5:05.034	1:29.512	84.458
4	6:36.059	1:31.025	83.054
5	8:06.426	1:30.367	83.659
6	9:36.363	1:29.937	84.059

### Not Classified

#### **DNF** 3 Michael DUNLOP

Total Time **8:31.090** Avg Speed **88.751** Behind

Best Time **1:23.344** Best Speed **90.708** On **5** Gp **a**

Lap	Elapsed Time	Lap Time	Lap Speed
1	1:30.206	1:30.206	83.808
2	2:54.937	1:24.731	89.224
3	4:19.161	1:24.224	89.761
4	5:43.393	1:24.232	89.752
5	7:06.737	1:23.344	90.708
6	8:31.090	1:24.353	89.623

#### **DNF** 71 Davy MORGAN

Total Time **6:06.474** Avg Speed **82.516** Behind

Best Time **1:29.796** Best Speed **84.191** On **3** Gp **b**

Lap	Elapsed Time	Lap Time	Lap Speed
1	1:51.729	1:51.729	67.664
2	3:22.283	1:30.554	83.486
3	4:52.079	1:29.796	84.191
4	6:21.964	1:29.885	84.107



# KDM HIRE COOKSTOWN 100

## SUPERBIKE

Race 10 - KDM Hire Cookstown 100 A

Saturday, 25 April 2015

## DETAILED RESULT



### Not Classified

**DNF** 78 Dean CAMPBELL

Total Time **4:59.838** Avg Speed **75.641** Behind  
Best Time **1:33.541** Best Speed **80.820** On **2** Gp **c**

Lap	Elapsed Time	Lap Time	Lap Speed
1	2:11.163	2:11.163	57.638
2	3:44.704	1:33.541	80.820
3	5:29.598	1:44.894	72.073



MCUI Ulster  
Centre Timing  
powered by  
e-Laps timing software

[www.elaps-timing.com](http://www.elaps-timing.com)



# KDM HIRE COOKSTOWN 100

## SUPERBIKE

### Race 10 - KDM Hire Cookstown 100 A

## LAP CHART



1				
No	Name	Gp	Time of Day	Lap Time
82	Derek SHEILS	a	16:29:02.315	1:29.380
9	Guy MARTIN	a	16:29:02.645	1:29.710
3	Michael DUNLOP	a	16:29:03.141	1:30.206
86	Derek McGEE	a	16:29:05.684	1:32.749
44	Jamie HAMILTON	a	16:29:05.776	1:32.841
65	Michael SWEENEY	a	16:29:06.352	1:33.417
122	Alan BONNER	a	16:29:06.997	1:34.062
6	William DUNLOP	a	16:29:18.361	1:45.426
2	Dean HARRISON	a	16:29:18.911	1:45.976
61	John WALSH	a	16:29:22.065	1:49.130
1	Stephen THOMPSON	a	16:29:22.262	1:49.327
10	Andy LAWSON	a	16:29:23.373	1:50.438
71	Davy MORGAN	a	16:29:24.664	1:51.729
91	James NEESOM	a	16:29:25.233	1:52.298
52	James COWTON	a	16:29:34.958	2:02.023
22	Paul JORDAN	a	16:29:38.593	2:05.658
78	Dean CAMPBELL	a	16:29:44.098	2:11.163

2				
No	Name	Gp	Time of Day	Lap Time
9	Guy MARTIN	a	16:30:27.022	1:24.377
82	Derek SHEILS	a	16:30:27.409	1:25.094
3	Michael DUNLOP	a	16:30:27.872	1:24.731
65	Michael SWEENEY	a	16:30:33.565	1:27.213
44	Jamie HAMILTON	a	16:30:33.709	1:27.933
122	Alan BONNER	a	16:30:35.746	1:28.749
6	William DUNLOP	a	16:30:43.160	1:24.799
2	Dean HARRISON	a	16:30:44.080	1:25.169
1	Stephen THOMPSON	a	16:30:50.457	1:28.195
61	John WALSH	a	16:30:51.685	1:29.620
10	Andy LAWSON	a	16:30:51.906	1:28.533
71	Davy MORGAN	a	16:30:55.218	1:30.554
91	James NEESOM	a	16:30:56.029	1:30.796
86	Derek McGEE	a	16:30:57.441	1:51.757
52	James COWTON	a	16:31:01.437	1:26.479
22	Paul JORDAN	a	16:31:08.457	1:29.864
78	Dean CAMPBELL	a	16:31:17.639	1:33.541

3				
No	Name	Gp	Time of Day	Lap Time
9	Guy MARTIN	a	16:31:51.327	1:24.305
82	Derek SHEILS	a	16:31:51.734	1:24.325
3	Michael DUNLOP	a	16:31:52.096	1:24.224
44	Jamie HAMILTON	a	16:32:00.485	1:26.776
65	Michael SWEENEY	a	16:32:00.905	1:27.340
122	Alan BONNER	a	16:32:05.156	1:29.410
6	William DUNLOP	a	16:32:07.894	1:24.734
2	Dean HARRISON	a	16:32:08.766	1:24.686
1	Stephen THOMPSON	a	16:32:18.022	1:27.565
10	Andy LAWSON	a	16:32:18.722	1:26.816
61	John WALSH	a	16:32:20.735	1:29.050
71	Davy MORGAN	a	16:32:25.014	1:29.796
86	Derek McGEE	a	16:32:25.145	1:27.704
91	James NEESOM	a	16:32:25.679	1:29.650
52	James COWTON	a	16:32:28.422	1:26.985
22	Paul JORDAN	a	16:32:37.969	1:29.512
78	Dean CAMPBELL	a	16:33:02.533	1:44.894

4				
No	Name	Gp	Time of Day	Lap Time
9	Guy MARTIN	a	16:33:15.550	1:24.223
3	Michael DUNLOP	a	16:33:16.328	1:24.232
82	Derek SHEILS	a	16:33:16.697	1:24.963
44	Jamie HAMILTON	a	16:33:25.711	1:25.226
65	Michael SWEENEY	a	16:33:27.740	1:26.835
122	Alan BONNER	a	16:33:33.943	1:28.787
2	Dean HARRISON	a	16:33:34.100	1:25.334
6	William DUNLOP	a	16:33:34.860	1:26.966
1	Stephen THOMPSON	a	16:33:45.572	1:27.550
10	Andy LAWSON	a	16:33:46.712	1:27.990
61	John WALSH	a	16:33:48.673	1:27.938
86	Derek McGEE	a	16:33:53.007	1:27.862
71	Davy MORGAN	a	16:33:54.899	1:29.885
91	James NEESOM	a	16:33:55.028	1:29.349
52	James COWTON	a	16:33:55.239	1:26.817
22	Paul JORDAN	a	16:34:08.994	1:31.025

5				
No	Name	Gp	Time of Day	Lap Time
9	Guy MARTIN	a	16:34:39.363	1:23.813
3	Michael DUNLOP	a	16:34:39.672	1:23.344
82	Derek SHEILS	a	16:34:40.810	1:24.113
44	Jamie HAMILTON	a	16:34:51.471	1:25.760
65	Michael SWEENEY	a	16:34:54.293	1:26.553
2	Dean HARRISON	a	16:34:59.153	1:25.053
6	William DUNLOP	a	16:34:59.944	1:25.084
122	Alan BONNER	a	16:35:03.855	1:29.912
1	Stephen THOMPSON	a	16:35:13.096	1:27.524
10	Andy LAWSON	a	16:35:14.187	1:27.475
61	John WALSH	a	16:35:16.810	1:28.137
86	Derek McGEE	a	16:35:19.618	1:26.611
52	James COWTON	a	16:35:21.349	1:26.110
91	James NEESOM	a	16:35:26.706	1:31.678
22	Paul JORDAN	a	16:35:39.361	1:30.367

6				
No	Name	Gp	Time of Day	Lap Time
9	Guy MARTIN	a	16:36:03.853	1:24.490
3	Michael DUNLOP	a	16:36:04.025	1:24.353
82	Derek SHEILS	a	16:36:05.122	1:24.312
44	Jamie HAMILTON	a	16:36:16.778	1:25.307
65	Michael SWEENEY	a	16:36:21.162	1:26.869
2	Dean HARRISON	a	16:36:24.259	1:25.106
6	William DUNLOP	a	16:36:24.715	1:24.771
122	Alan BONNER	a	16:36:32.867	1:29.012
1	Stephen THOMPSON	a	16:36:40.288	1:27.192
10	Andy LAWSON	a	16:36:41.129	1:26.942
61	John WALSH	a	16:36:44.884	1:28.074
86	Derek McGEE	a	16:36:46.558	1:26.940
52	James COWTON	a	16:36:47.226	1:25.877
91	James NEESOM	a	16:36:55.040	1:28.334
22	Paul JORDAN	a	16:37:09.298	1:29.937

**ROAD RACE - IRISH SUPERBIKE**

2015

					#1	
Pos	No.	Name	Total	Diff	Gap	R1
1	9	Guy MARTIN	25	0	0	25
2	82	Derek SHEILS	20	5	5	20
3	2	Dean HARRISON	16	9	4	16
4	6	William DUNLOP	13	12	3	13
5	44	Jamie HAMILTON	11	14	2	11
6	52	James COWTON	10	15	1	10
7	65	Michael SWEENEY	9	16	1	9
8	1	Stephen THOMPSON	8	17	1	8
9	10	Andy LAWSON	7	18	1	7
10	61	John WALSH	6	19	1	6
11	122	Alan BONNER	5	20	1	5
12	22	Paul JORDAN	4	21	1	4
13	91	James NEESOM	3	22	1	3
14	86	Derek McGEE	2	23	1	2

**Event Legend**

#1 24/04/2015 KDM HIRE COOKSTOWN 100

**ROAD RACE - ULSTER SUPERBIKE**

2015

					#1	
Pos	No.	Name	Total	Diff	Gap	R1
1	9	Guy MARTIN	25	0	0	25
2	82	Derek SHEILS	20	5	5	20
3	2	Dean HARRISON	16	9	4	16
4	6	William DUNLOP	13	12	3	13
5	44	Jamie HAMILTON	11	14	2	11
6	52	James COWTON	10	15	1	10
7	65	Michael SWEENEY	9	16	1	9
8	1	Stephen THOMPSON	8	17	1	8
9	10	Andy LAWSON	7	18	1	7
10	61	John WALSH	6	19	1	6
11	122	Alan BONNER	5	20	1	5
12	22	Paul JORDAN	4	21	1	4
13	91	James NEESOM	3	22	1	3
14	86	Derek McGEE	2	23	1	2

**Event Legend**

#1 24/04/2015 KDM HIRE COOKSTOWN 100