



COOKSTOWN 100

Friday 24th & Saturday 25th April 2015

promoted by Cookstown & District MCC
www.cookstown100.com



COOKSTOWN
MOTO 3 (125cc GP)



Comhairle Ceantair
Lár Uladh
Mid Ulster
District Council

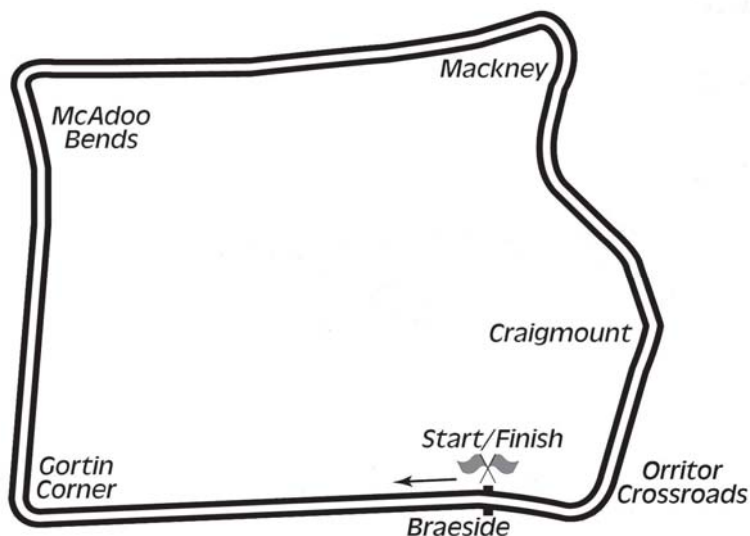


2&4
WHEEL MOTORSPORT
STEERING GROUP LTD.



tourism
northernireland

Orritor Circuit 2.1 miles



LAP RECORDS

Class	Rider	Machine	m	s	mph	Year
125cc	William Dunlop	Honda	1	34.755	79.785	2010
Moto 3	Barry Davidson	Honda 250	1	39.075	76.306	2012
Moto 450	Ryan Farquhar	Kawasaki	1	35.432	79.219	2012
250cc	William Dunlop	Honda	1	29.658	84.320	2009
Supersport 400	Alastair Haworth	Yamaha	1	35.794	78.919	2013
Supertwin	Ryan Farquhar	Kawasaki	1	30.636	83.411	2012
Supersport	Michael Dunlop	Yamaha	1	24.783	89.169	2011
Superbike	Michael Dunlop	Honda	1	22.641	91.480	2013
Senior Support	Gary Robinson	Yamaha 600	1	29.956	84.041	2007
Junior Support	Mark Hanna	Honda 250	1	33.788	80.607	2013
Classic 1000cc	Wattie Brown	Norton 920	1	40.273	75.394	2006
Classic 500cc	Neill McWhirter	Norton	1	41.491	74.489	2010
Classic 350cc	Paul Coward	Honda	1	43.421	73.099	2004
Classic 250cc	Geoff McMullan	Suzuki	1	47.294	70.461	2006

MOST WINS at COOKSTOWN 100

Ryan Farquhar	26	1996 - 12
Ray McCullough	14	1967 - 79
Joey Dunlop	11	1977 - 98
Robert Dunlop	11	1985 - 08
Phillip McCallen	10	1987 - 96
William Dunlop	9	2006 - 13
Courtney Junk	8	1974 - 83
Mervyn Elwood	8	1987 - 97
Michael Dunlop	8	2006 - 14
Noel Hudson	7	1975 - 95
Bill Swallow	7	1987 - 00
Darran Lindsay	7	2000 - 05

MOST WINS AT ALL IRISH ROAD RACE MEETINGS (after Killalane 2014)

1.	Ryan Farquhar	201	1995-14
2.	Joey Dunlop	156	1971-00
3.	Robert Dunlop	135	1980-08
4.	Ray McCullough	109	1960-82
	Phillip McCallen	109	1987-99
6.	William Dunlop	99	2005-14
7.	Michael Dunlop	88	2006-14
8.	Brian Reid	78	1980-94
9.	Darran Lindsay	74	1999-06
10.	James Courtney	66	1992-99

KDM HIRE COOKSTOWN 100

MOTO 3 (125cc GP)

Qualifying


Friday, 24 April 2015



Pos	Class	No	Name	Machine / Sponsor	----- Best Lap -----				
					Time	Behind	Speed	On	Lap
Qualifying Classification									
1	125R	16	Sam WILSON	Honda 125 - Joey's Bar Supporters' Club	1:39.850		75.714	4	5
2	125R	86	Nigel MOORE	Honda 125	1:41.629	1.779	74.388	4	4
3	125R	22	Paul JORDAN	Honda 125 - Paul Jordan Racing	1:43.229	3.379	73.235	3	5
4	125R	56	Adam McLEAN	Honda 125 - Graham Automotive	1:43.702	3.852	72.901	4	5
5	125R	109	Neil KERNOHAN	Honda 125 - Logan Racing	1:44.769	4.919	72.159	4	4
6	125R	34	Sean LEONARD	Honda 125 - Global	1:46.451	6.601	71.019	4	5
7	125R	14	Jack SANDS	Honda 125	1:46.732	6.882	70.832	4	5
8	125R	60	Jamie O'BRIEN	Honda - Peter Simpson Construction	1:47.142	7.292	70.561	4	5
9	125R	6	Sean O'NEILL	Honda 125 - William Dunlop	1:48.099	8.249	69.936	2	2
10	125R	33	Sam DUNLOP	Honda 125	1:49.119	9.269	69.282	4	4
11	125R	30	Melissa KENNEDY	Honda 125 - K.N.R.	1:49.612	9.762	68.971	3	4
12	125R	17	Paul HEDISON	Honda 125	1:50.167	10.317	68.623	3	4
13	125R	81	Steven LYND	Honda 125	1:52.478	12.628	67.213	2	3
14	125R	15	Peter McKILLOP	Honda 125	1:53.178	13.328	66.797	2	4
15	125R	7	Sarah BOYES	Honda 125	1:53.691	13.841	66.496	2	4
16	125R	5	Chris McGAHAN	Honda - Sam Crossett Motorcycles	1:53.862	14.012	66.396	4	4
17	125R	74	Tommy HENRY	Honda 125 - Hugh O'Kane Motors	1:54.531	14.681	66.008	4	4
18	125R	333	Warren REEVE	Honda 125 - Flexi Patch	1:55.050	15.200	65.711	4	4
19	125R	70	Stephen BOYES	Honda 125 - North Yorkshire RRSC	1:56.203	16.353	65.059	4	4
20	125R	49	Malcolm LOVE	Aprilia 125	1:56.391	16.541	64.953	2	2
21	125R	18	Paul ROBINSON	Aprilia 125 - Stoneyford Concrete	2:00.493	20.643	62.742	3	4

Provisional result to be confirmed by the Stewards of the Meeting subject to completion of technical inspections & the time limit for protests

Page 1 / 1

Circuit	Orritor	Signed		Organising Club	Cookstown & District MCC
Length(miles)	2.1000	Chief Timekeeper			
Weather	Sunny, °C, %RH	Issued At:	14:23		
Track	Dry, °C				

KDM HIRE COOKSTOWN 100

MOTO 3 (125cc GP)

Qualifying

Friday, 24 April 2015

DETAILED RESULT



Qualifying Classification

Position

1 16 Sam WILSON

125R Behind

Best Time **1:39.850** Best Speed **75.714** On **4** Gp

Lap	Elapsed Time	Lap Time	Lap Speed
1	2:51.661	2:51.661	44.040
2	4:33.073	1:41.412	74.547
3	6:13.607	1:40.534	75.198
4	7:53.457	1:39.850	75.714
5	9:56.750	2:03.293	61.317

2 86 Nigel MOORE

125R Behind **1.779**

Best Time **1:41.629** Best Speed **74.388** On **4** Gp

Lap	Elapsed Time	Lap Time	Lap Speed
1	3:05.336	3:05.336	40.791
2	4:49.509	1:44.173	72.572
3	6:32.735	1:43.226	73.237
4	8:14.364	1:41.629	74.388

3 22 Paul JORDAN

125R Behind **3.379**

Best Time **1:43.229** Best Speed **73.235** On **3** Gp

Lap	Elapsed Time	Lap Time	Lap Speed
1	2:30.698	2:30.698	50.167
2	4:14.555	1:43.857	72.792
3	5:57.784	1:43.229	73.235
4	7:41.135	1:43.351	73.149
5	9:48.718	2:07.583	59.256

4 56 Adam McLEAN

125R Behind **3.852**

Best Time **1:43.702** Best Speed **72.901** On **4** Gp

Lap	Elapsed Time	Lap Time	Lap Speed
1	2:16.155	2:16.155	55.525
2	4:02.636	1:46.481	70.999
3	5:47.320	1:44.684	72.217
4	7:31.022	1:43.702	72.901
5	9:26.468	1:55.446	65.485

Qualifying Classification

Position

5 109 Neil KERNOHAN

125R Behind **4.919**

Best Time **1:44.769** Best Speed **72.159** On **4** Gp

Lap	Elapsed Time	Lap Time	Lap Speed
1	2:41.724	2:41.724	46.746
2	4:27.997	1:46.273	71.138
3	6:13.450	1:45.453	71.691
4	7:58.219	1:44.769	72.159

6 34 Sean LEONARD

125R Behind **6.601**

Best Time **1:46.451** Best Speed **71.019** On **4** Gp

Lap	Elapsed Time	Lap Time	Lap Speed
1	2:21.515	2:21.515	53.422
2	4:10.848	1:49.333	69.147
3	5:57.678	1:46.830	70.767
4	7:44.129	1:46.451	71.019
5	9:52.519	2:08.390	58.883

7 14 Jack SANDS

125R Behind **6.882**

Best Time **1:46.732** Best Speed **70.832** On **4** Gp

Lap	Elapsed Time	Lap Time	Lap Speed
1	2:19.838	2:19.838	54.063
2	4:07.504	1:47.666	70.217
3	5:54.684	1:47.180	70.536
4	7:41.416	1:46.732	70.832
5	9:31.611	1:50.195	68.606

8 60 Jamie O'BRIEN

125R Behind **7.292**

Best Time **1:47.142** Best Speed **70.561** On **4** Gp

Lap	Elapsed Time	Lap Time	Lap Speed
1	2:30.120	2:30.120	50.360
2	4:18.432	1:48.312	69.798
3	6:05.829	1:47.397	70.393
4	7:52.971	1:47.142	70.561
5	9:40.831	1:47.860	70.091

KDM HIRE COOKSTOWN 100

MOTO 3 (125cc GP)

Qualifying

Friday, 24 April 2015

DETAILED RESULT



Qualifying Classification

Position

9 6 Sean O'NEILL

125R Behind 8.249

Best Time 1:48.099 Best Speed 69.936 On 2 Gp

Lap	Elapsed Time	Lap Time	Lap Speed
1	2:31.058	2:31.058	50.047
2	4:19.157	1:48.099	69.936

10 33 Sam DUNLOP

125R Behind 9.269

Best Time 1:49.119 Best Speed 69.282 On 4 Gp

Lap	Elapsed Time	Lap Time	Lap Speed
1	3:05.085	3:05.085	40.846
2	4:56.674	1:51.589	67.749
3	6:46.924	1:50.250	68.571
4	8:36.043	1:49.119	69.282

11 30 Melissa KENNEDY

125R Behind 9.762

Best Time 1:49.612 Best Speed 68.971 On 3 Gp

Lap	Elapsed Time	Lap Time	Lap Speed
1	2:49.129	2:49.129	44.700
2	4:41.674	1:52.545	67.173
3	6:31.286	1:49.612	68.971
4	8:22.457	1:51.171	68.003

12 17 Paul HEDISON

125R Behind 10.317

Best Time 1:50.167 Best Speed 68.623 On 3 Gp

Lap	Elapsed Time	Lap Time	Lap Speed
1	2:49.339	2:49.339	44.644
2	4:41.960	1:52.621	67.128
3	6:32.127	1:50.167	68.623
4	8:22.807	1:50.680	68.305

13 81 Steven LYND

125R Behind 12.628

Best Time 1:52.478 Best Speed 67.213 On 2 Gp

Lap	Elapsed Time	Lap Time	Lap Speed
1	2:44.590	2:44.590	45.932
2	4:37.068	1:52.478	67.213
3	8:11.262	3:34.194	35.295

Qualifying Classification

Position

14 15 Peter McKILLOP

125R Behind 13.328

Best Time 1:53.178 Best Speed 66.797 On 2 Gp

Lap	Elapsed Time	Lap Time	Lap Speed
1	2:48.252	2:48.252	44.933
2	4:41.430	1:53.178	66.797
3	6:35.931	1:54.501	66.026
4	8:29.396	1:53.465	66.628

15 7 Sarah BOYES

125R Behind 13.841

Best Time 1:53.691 Best Speed 66.496 On 2 Gp

Lap	Elapsed Time	Lap Time	Lap Speed
1	2:41.129	2:41.129	46.919
2	4:34.820	1:53.691	66.496
3	6:29.168	1:54.348	66.114
4	8:24.042	1:54.874	65.811

16 5 Chris McGAHAN

125R Behind 14.012

Best Time 1:53.862 Best Speed 66.396 On 4 Gp

Lap	Elapsed Time	Lap Time	Lap Speed
1	3:48.563	3:48.563	33.076
2	5:45.871	1:57.308	64.446
3	7:40.676	1:54.805	65.851
4	9:34.538	1:53.862	66.396

17 74 Tommy HENRY

125R Behind 14.681

Best Time 1:54.531 Best Speed 66.008 On 4 Gp

Lap	Elapsed Time	Lap Time	Lap Speed
1	3:04.660	3:04.660	40.940
2	5:01.762	1:57.102	64.559
3	6:58.659	1:56.897	64.672
4	8:53.190	1:54.531	66.008

18 333 Warren REEVE

125R Behind 15.200

Best Time 1:55.050 Best Speed 65.711 On 4 Gp

Lap	Elapsed Time	Lap Time	Lap Speed
1	2:54.830	2:54.830	43.242
2	4:52.831	1:58.001	64.067
3	6:49.518	1:56.687	64.789
4	8:44.568	1:55.050	65.711

KDM HIRE COOKSTOWN 100

MOTO 3 (125cc GP)

Qualifying

Friday, 24 April 2015

DETAILED RESULT



Qualifying Classification

Position

19 70 Stephen BOYES

125R Behind 16.353

Best Time **1:56.203** Best Speed **65.059** On **4** Gp

Lap	Elapsed Time	Lap Time	Lap Speed
1	2:31.929	2:31.929	49.760
2	4:28.497	1:56.568	64.855
3	6:26.028	1:57.531	64.323
4	8:22.231	1:56.203	65.059

20 49 Malcolm LOVE

125R Behind 16.541

Best Time **1:56.391** Best Speed **64.953** On **2** Gp

Lap	Elapsed Time	Lap Time	Lap Speed
1	2:41.677	2:41.677	46.760
2	4:38.068	1:56.391	64.953

21 18 Paul ROBINSON

125R Behind 20.643

Best Time **2:00.493** Best Speed **62.742** On **3** Gp

Lap	Elapsed Time	Lap Time	Lap Speed
1	3:10.519	3:10.519	39.681
2	5:11.279	2:00.760	62.604
3	7:11.772	2:00.493	62.742
4	9:13.661	2:01.889	62.024

KDM HIRE COOKSTOWN 100

MOTO 3 (125cc GP)

Orritor 2.100 miles


R3: O2 Cookstown Moto 3

25/04/2015 11:20

Race (7 Laps)

RACE 3 - MOTO 3 (125GP)

8	70 A	49 B	18 C
7	5 A	74 B	333 C
6	15 A	7 B	81 C
5	30 A	17 B	33 C
4	60 A	6 B	33 C
3	14 A	109 B	34 C
2	56 A	86 B	22 C
1	16 A POLE POSITION	86 B	22 C



Promoted by Cookstown and District Motorcycle Club (Road Racing)

Orbits

Provisional result to be confirmed by the Stewards of the Meeting subject to the completion of technical inspections and the time limit for protests.

MCUI (Ulster Centre) Timing @ www.elaps-timing.com

www.mylaps.com

Licensed to: MCUI

KDM HIRE COOKSTOWN 100

MOTO 3 (125cc GP)

Race 3 - O2 Cookstown Race


Saturday, 25 April 2015



Pos	Class	No	Name	Machine / Sponsor	Gp	Lap	Total Time	Behind	Speed	-----Best Lap-----		
										Time	Speed	On
Race Classification												
1	125R	16	Sam WILSON	Honda 125 - Joey's Bar Supporters' Club	a	5	8:20.414		75.537	1:38.816	76.506	4
2	125R	86	Nigel MOORE	Honda 125	a	5	8:23.142	2.728	75.128	1:38.705	76.592	5
3	125R	22	Paul JORDAN	Honda 125 - Paul Jordan Racing	a	5	8:23.900	3.486	75.015	1:38.957	76.397	5
4	125R	56	Adam McLEAN	Honda 125 - Graham Automotive	a	5	8:31.645	11.231	73.879	1:40.806	74.996	5
5	125R	18	Paul ROBINSON	Aprilia 125 - Stoneyford Concrete	c	5	8:41.375	20.961	72.501	1:42.027	74.098	4
6	125R	109	Neil KERNOHAN	Honda 125 - Logan Racing	a	5	8:43.562	23.148	72.198	1:43.075	73.345	3
7	125R	34	Sean LEONARD	Honda 125 - Leonard Coaches	a	5	8:46.930	26.516	71.736	1:43.480	73.058	3
8	125R	33	Sam DUNLOP	Honda 125	b	5	8:51.894	31.480	71.067	1:44.806	72.133	4
9	125R	60	Jamie O'BRIEN	Honda125 - Peter Simpson Construction	b	5	8:55.418	35.004	70.599	1:44.264	72.508	5
10	125R	14	Jack SANDS	Honda 125	a	5	8:56.917	36.503	70.402	1:44.603	72.273	4
11	125R	17	Paul HEDISON	Honda 125	b	5	9:16.595	56.181	67.913	1:46.095	71.257	2
12	125R	15	Peter McKILLOP	Honda 125	b	5	9:22.532	1:02.118	67.196	1:50.097	68.667	4
13	125R	70	Stephen BOYES	Honda 125 - North Yorkshire RRSC	c	4	7:47.375	1 Lap	64.702	1:52.921	66.949	4
Fastest Lap												
	125R	86	Nigel MOORE							1:38.705	76.592	5
Not Classified												
DNF	125R	30	Melissa KENNEDY	Honda 125 - K.N.R.	b	4	7:03.361		71.428	1:44.090	72.629	2

Provisional result to be confirmed by the Stewards of the Meeting subject to completion of technical inspections & the time limit for protests

Page 1 / 1

Circuit	Orritor	Signed		Organising Club	Cookstown & District MCC
Length(miles)	2.1000		Chief Timekeeper	Race Started	00:00
Weather	Sunny	Issued At:	14:35	Gp Time Diff - b 17.1 / c 33.35	
Track	Dry				




KDM HIRE COOKSTOWN 100

MOTO 3 (125cc GP)

Race 3 - O2 Cookstown Race

Saturday, 25 April 2015

DETAILED RESULT



Race Classification

1 16 Sam WILSON

Total Time **8:20.414** Avg Speed **75.537** Behind
Best Time **1:38.816** Best Speed **76.506** On **4** Gp **a**

Lap	Elapsed Time	Lap Time	Lap Speed
1	1:43.620	1:43.620	72.959
2	3:22.642	1:39.022	76.347
3	5:01.580	1:38.938	76.411
4	6:40.396	1:38.816	76.506
5	8:20.414	1:40.018	75.586

2 86 Nigel MOORE

Total Time **8:23.142** Avg Speed **75.128** Behind **2.728**
Best Time **1:38.705** Best Speed **76.592** On **5** Gp **a**

Lap	Elapsed Time	Lap Time	Lap Speed
1	1:45.566	1:45.566	71.614
2	3:25.567	1:40.001	75.599
3	5:05.213	1:39.646	75.869
4	6:44.437	1:39.224	76.191
5	8:23.142	1:38.705	76.592

3 22 Paul JORDAN

Total Time **8:23.900** Avg Speed **75.015** Behind **3.486**
Best Time **1:38.957** Best Speed **76.397** On **5** Gp **a**

Lap	Elapsed Time	Lap Time	Lap Speed
1	1:46.231	1:46.231	71.166
2	3:26.143	1:39.912	75.667
3	5:05.628	1:39.485	75.991
4	6:44.943	1:39.315	76.121
5	8:23.900	1:38.957	76.397

4 56 Adam McLEAN

Total Time **8:31.645** Avg Speed **73.879** Behind **11.231**
Best Time **1:40.806** Best Speed **74.996** On **5** Gp **a**

Lap	Elapsed Time	Lap Time	Lap Speed
1	1:47.576	1:47.576	70.276
2	3:28.642	1:41.066	74.803
3	5:09.633	1:40.991	74.858
4	6:50.839	1:41.206	74.699
5	8:31.645	1:40.806	74.996

Race Classification

5 18 Paul ROBINSON

Total Time **8:41.375** Avg Speed **72.501** Behind **20.961**
Best Time **1:42.027** Best Speed **74.098** On **4** Gp **c**

Lap	Elapsed Time	Lap Time	Lap Speed
1	2:25.062	2:25.062	52.116
2	4:07.364	1:42.302	73.899
3	5:50.305	1:42.941	73.440
4	7:32.332	1:42.027	74.098
5	9:14.725	1:42.393	73.833

6 109 Neil KERNOHAN

Total Time **8:43.562** Avg Speed **72.198** Behind **23.148**
Best Time **1:43.075** Best Speed **73.345** On **3** Gp **a**

Lap	Elapsed Time	Lap Time	Lap Speed
1	1:47.899	1:47.899	70.066
2	3:30.982	1:43.083	73.339
3	5:14.057	1:43.075	73.345
4	6:58.895	1:44.838	72.111
5	8:43.562	1:44.667	72.229

7 34 Sean LEONARD

Total Time **8:46.930** Avg Speed **71.736** Behind **26.516**
Best Time **1:43.480** Best Speed **73.058** On **3** Gp **a**

Lap	Elapsed Time	Lap Time	Lap Speed
1	1:51.214	1:51.214	67.977
2	3:35.701	1:44.487	72.353
3	5:19.181	1:43.480	73.058
4	7:02.916	1:43.735	72.878
5	8:46.930	1:44.014	72.683

8 33 Sam DUNLOP

Total Time **8:51.894** Avg Speed **71.067** Behind **31.480**
Best Time **1:44.806** Best Speed **72.133** On **4** Gp **b**

Lap	Elapsed Time	Lap Time	Lap Speed
1	2:08.034	2:08.034	59.047
2	3:53.533	1:45.499	71.659
3	5:38.941	1:45.408	71.721
4	7:23.747	1:44.806	72.133
5	9:08.994	1:45.247	71.831


KDM HIRE COOKSTOWN 100

MOTO 3 (125cc GP)

Race 3 - O2 Cookstown Race

Saturday, 25 April 2015

DETAILED RESULT



Race Classification

9 60 Jamie O'BRIEN

Total Time **8:55.418** Avg Speed **70.599** Behind **35.004**

Best Time **1:44.264** Best Speed **72.508** On **5** Gp **b**

Lap	Elapsed Time	Lap Time	Lap Speed
1	2:14.693	2:14.693	56.128
2	3:59.029	1:44.336	72.458
3	5:43.682	1:44.653	72.239
4	7:28.254	1:44.572	72.295
5	9:12.518	1:44.264	72.508

Race Classification

13 70 Stephen BOYES

Total Time **7:47.375** Avg Speed **64.702** Behind **1 Lap**

Best Time **1:52.921** Best Speed **66.949** On **4** Gp **c**

Lap	Elapsed Time	Lap Time	Lap Speed
1	2:37.707	2:37.707	47.937
2	4:33.567	1:55.860	65.251
3	6:27.804	1:54.237	66.178
4	8:20.725	1:52.921	66.949

Not Classified

DNF 30 Melissa KENNEDY

Total Time **7:03.361** Avg Speed **71.428** Behind

Best Time **1:44.090** Best Speed **72.629** On **2** Gp **b**

Lap	Elapsed Time	Lap Time	Lap Speed
1	2:07.633	2:07.633	59.232
2	3:51.723	1:44.090	72.629
3	5:36.133	1:44.410	72.407
4	7:20.461	1:44.328	72.464

11 17 Paul HEDISON

Total Time **9:16.595** Avg Speed **67.913** Behind **56.181**

Best Time **1:46.095** Best Speed **71.257** On **2** Gp **b**

Lap	Elapsed Time	Lap Time	Lap Speed
1	2:09.118	2:09.118	58.551
2	3:55.213	1:46.095	71.257
3	5:57.536	2:02.323	61.804
4	7:45.136	1:47.600	70.260
5	9:33.695	1:48.559	69.640

12 15 Peter McKILLOP

Total Time **9:22.532** Avg Speed **67.196** Behind **1:02.118**

Best Time **1:50.097** Best Speed **68.667** On **4** Gp **b**

Lap	Elapsed Time	Lap Time	Lap Speed
1	2:15.393	2:15.393	55.837
2	4:06.607	1:51.214	67.977
3	5:58.970	1:52.363	67.282
4	7:49.067	1:50.097	68.667
5	9:39.632	1:50.565	68.376

KDM HIRE COOKSTOWN 100

MOTO 3 (125cc GP)

Race 3 - O2 Cookstown Race

LAP CHART

**1**

No	Name	Gp	Time of Day	Lap Time
16	Sam WILSON	a	14:21:03.880	1:43.620
86	Nigel MOORE	a	14:21:05.826	1:45.566
22	Paul JORDAN	a	14:21:06.491	1:46.231
56	Adam McLEAN	a	14:21:07.836	1:47.576
109	Neil KERNOHAN	a	14:21:08.159	1:47.899
34	Sean LEONARD	a	14:21:11.474	1:51.214
14	Jack SANDS	a	14:21:14.694	1:54.434
30	Melissa KENNEDY	a	14:21:27.893	2:07.633
33	Sam DUNLOP	a	14:21:28.294	2:08.034
17	Paul HEDISON	a	14:21:29.378	2:09.118
60	Jamie O'BRIEN	a	14:21:34.953	2:14.693
15	Peter McKILLOP	a	14:21:35.653	2:15.393
18	Paul ROBINSON	a	14:21:45.322	2:25.062
70	Stephen BOYES	a	14:21:57.967	2:37.707

2

No	Name	Gp	Time of Day	Lap Time
16	Sam WILSON	a	14:22:42.902	1:39.022
86	Nigel MOORE	a	14:22:45.827	1:40.001
22	Paul JORDAN	a	14:22:46.403	1:39.912
56	Adam McLEAN	a	14:22:48.902	1:41.066
109	Neil KERNOHAN	a	14:22:51.242	1:43.083
34	Sean LEONARD	a	14:22:55.961	1:44.487
14	Jack SANDS	a	14:23:00.462	1:45.768
30	Melissa KENNEDY	a	14:23:11.983	1:44.090
33	Sam DUNLOP	a	14:23:13.793	1:45.499
17	Paul HEDISON	a	14:23:15.473	1:46.095
60	Jamie O'BRIEN	a	14:23:19.289	1:44.336
15	Peter McKILLOP	a	14:23:26.867	1:51.214
18	Paul ROBINSON	a	14:23:27.624	1:42.302
70	Stephen BOYES	a	14:23:53.827	1:55.860

3

No	Name	Gp	Time of Day	Lap Time
16	Sam WILSON	a	14:24:21.840	1:38.938
86	Nigel MOORE	a	14:24:25.473	1:39.646
22	Paul JORDAN	a	14:24:25.888	1:39.485
56	Adam McLEAN	a	14:24:29.893	1:40.991
109	Neil KERNOHAN	a	14:24:34.317	1:43.075
34	Sean LEONARD	a	14:24:39.441	1:43.480
14	Jack SANDS	a	14:24:46.825	1:46.363
30	Melissa KENNEDY	a	14:24:56.393	1:44.410
33	Sam DUNLOP	a	14:24:59.201	1:45.408
60	Jamie O'BRIEN	a	14:25:03.942	1:44.653
18	Paul ROBINSON	a	14:25:10.565	1:42.941
17	Paul HEDISON	a	14:25:17.796	2:02.323
15	Peter McKILLOP	a	14:25:19.230	1:52.363
70	Stephen BOYES	a	14:25:48.064	1:54.237

4

No	Name	Gp	Time of Day	Lap Time
16	Sam WILSON	a	14:26:00.656	1:38.816
86	Nigel MOORE	a	14:26:04.697	1:39.224
22	Paul JORDAN	a	14:26:05.203	1:39.315
56	Adam McLEAN	a	14:26:11.099	1:41.206
109	Neil KERNOHAN	a	14:26:19.155	1:44.838
34	Sean LEONARD	a	14:26:23.176	1:43.735
14	Jack SANDS	a	14:26:31.428	1:44.603
30	Melissa KENNEDY	a	14:26:40.721	1:44.328
33	Sam DUNLOP	a	14:26:44.007	1:44.806
60	Jamie O'BRIEN	a	14:26:48.514	1:44.572
18	Paul ROBINSON	a	14:26:52.592	1:42.027
17	Paul HEDISON	a	14:27:05.396	1:47.600
15	Peter McKILLOP	a	14:27:09.327	1:50.097
70	Stephen BOYES	a	14:27:40.985	1:52.921

5

No	Name	Gp	Time of Day	Lap Time
16	Sam WILSON	a	14:27:40.674	1:40.018
86	Nigel MOORE	a	14:27:43.402	1:38.705
22	Paul JORDAN	a	14:27:44.160	1:38.957
56	Adam McLEAN	a	14:27:51.905	1:40.806
109	Neil KERNOHAN	a	14:28:03.822	1:44.667
34	Sean LEONARD	a	14:28:07.190	1:44.014
14	Jack SANDS	a	14:28:17.177	1:45.749
33	Sam DUNLOP	a	14:28:29.254	1:45.247
60	Jamie O'BRIEN	a	14:28:32.778	1:44.264
18	Paul ROBINSON	a	14:28:34.985	1:42.393
17	Paul HEDISON	a	14:28:53.955	1:48.559
15	Peter McKILLOP	a	14:28:59.892	1:50.565

ROAD RACE - IRISH MOTO 3 (125GP)

2015

					#1	
Pos	No.	Name	Total	Diff	Gap	R1
1	16	Sam WILSON	25	0	0	25
2	86	Nigel MOORE	20	5	5	20
3	22	Paul JORDAN	16	9	4	16
4	56	Adam McLEAN	13	12	3	13
5	18	Paul ROBINSON	11	14	2	11
6	109	Neil KERNOHAN	10	15	1	10
7	34	Sean LEONARD	9	16	1	9
8	33	Sam DUNLOP	8	17	1	8
9	60	Jamie O'BRIEN	7	18	1	7
10	14	Jack SANDS	6	19	1	6
11	17	Paul HEDISON	5	20	1	5
12	15	Peter McKILLOP	4	21	1	4
13	70	Stephen BOYES	3	22	1	3

Event Legend

#1 24/04/2015 KDM HIRE COOKSTOWN 100

ROAD RACE - ULSTER MOTO 3 (125GP)

2015

					#1	
Pos	No.	Name	Total	Diff	Gap	R1
1	16	Sam WILSON	25	0	0	25
2	86	Nigel MOORE	20	5	5	20
3	22	Paul JORDAN	16	9	4	16
4	56	Adam McLEAN	13	12	3	13
5	18	Paul ROBINSON	11	14	2	11
6	109	Neil KERNOHAN	10	15	1	10
7	34	Sean LEONARD	9	16	1	9
8	33	Sam DUNLOP	8	17	1	8
9	60	Jamie O'BRIEN	7	18	1	7
10	14	Jack SANDS	6	19	1	6
11	17	Paul HEDISON	5	20	1	5
12	15	Peter McKILLOP	4	21	1	4
13	70	Stephen BOYES	3	22	1	3

Event Legend

#1 24/04/2015 KDM HIRE COOKSTOWN 100