




COOKSTOWN 100

Friday 25th & Saturday 26th April 2014

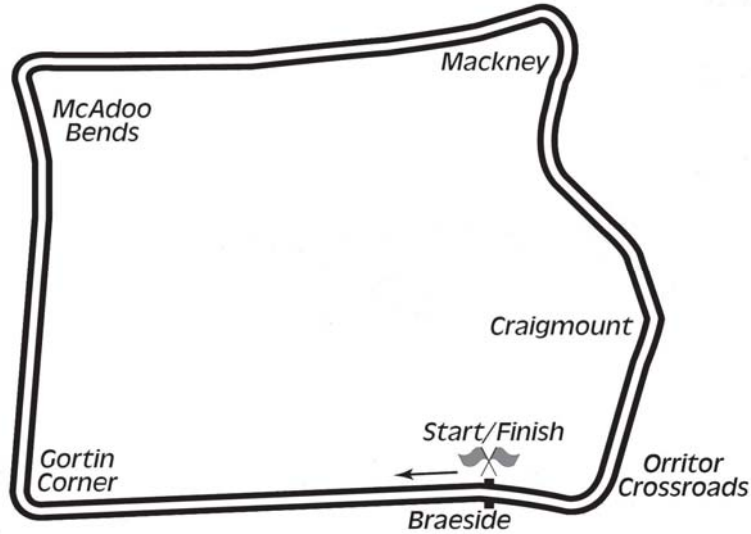
**promoted by Cookstown & District MCC
www.cookstown100.com**



**OPEN B
&
KDM HIRE
COOKSTOWN 100 B**



Orritor Circuit 2.1 miles



LAP RECORDS

Class	Rider	Machine	m	s	mph	Year
125cc	William Dunlop	Honda	1	34.755	79.785	2010
Moto 3	Barry Davidson	Honda 250	1	39.075	76.306	2012
Moto 450	Ryan Farquhar	Kawasaki	1	35.432	79.219	2012
250cc	William Dunlop	Honda	1	29.658	84.320	2009
Supersport 400	Alastair Haworth	Yamaha	1	35.794	78.919	2013
Supertwin	Ryan Farquhar	Kawasaki 650	1	30.636	83.411	2012
Supersport	Michael Dunlop	Yamaha	1	24.783	89.169	2011
Superbike	Michael Dunlop	Honda	1	22.641	91.480	2013
Senior Support	Gary Robinson	Yamaha 600	1	29.956	84.041	2007
Junior Support	Mark Hanna	Honda 250	1	33.788	80.607	2013
Classic 1000cc	Wattie Brown	Norton 920	1	40.273	75.394	2006
Classic 500cc	Neill McWhirter	Norton	1	41.491	74.489	2010
Classic 350cc	Paul Coward	Honda	1	43.421	73.099	2004
Classic 250cc	Geoff McMullan	Suzuki	1	47.294	70.461	2006

MOST WINS at COOKSTOWN 100

Ryan Farquhar	26	1996 - 12
Ray McCullough	14	1967 - 79
Joey Dunlop	11	1977 - 98
Robert Dunlop	11	1985 - 08
Phillip McCallen	10	1987 - 96
William Dunlop	9	2006 - 13
Courtney Junk	8	1974 - 83
Mervyn Elwood	8	1987 - 97
Noel Hudson	7	1975 - 95
Bill Swallow	7	1987 - 00
Darran Lindsay	7	2000 - 05

ALL TIME IRISH ROAD RACE WINNERS (after Killalane 2013)

Most Wins at All Irish Road Race Meetings

1. Ryan Farquhar	199	1995-12
2. Joey Dunlop	156	1971-00
3. Robert Dunlop	135	1980-08
4. Ray McCullough	109	1960-82
Phillip McCallen	109	1987-99
6. William Dunlop	93	2005-13
7. Michael Dunlop	81	2006-13
8. Brian Reid	78	1980-94
9. Darran Lindsay	74	1999-06
10. James Courtney	66	1992-99

KDM HIRE COOKSTOWN 100

SUPERBIKE

Superbike Group A Qualifying


Friday, 25 April 2014



Pos	Class	No	Name	Machine / Sponsor	----- Best Lap -----			On	Laps
					Time	Behind	Speed		
Qualifying Classification									
1	SBKR	3	Michael DUNLOP	BMW - MD Racing	1:27.714		86.189	7	7
2	SBKR	44	Jamie HAMILTON	Honda - Wilson Craig Racing	1:28.242	0.528	85.673	7	7
3	SBKR	31	Shaun ANDERSON	Suzuki - CN Racing	1:30.540	2.826	83.499	7	7
4	SBKR	4	Dan KNEEN	Suzuki - Cookstown BE Racing	1:30.836	3.122	83.227	5	7
5	SBKR	1	Stephen THOMPSON	BMW - Bathams prize winning ales	1:31.652	3.938	82.486	4	7
6	SBKR	36	Michael PEARSON	Kawasaki - NEI Kawasaki by Hotties	1:32.092	4.378	82.092	3	6
7	SBKR	33	Mark HANNA	Triumph 675 - Roy Hanna Motors	1:32.468	4.754	81.758	6	7
8	SBKR	11	Callum LAIDLAW	Honda - www.laidlawracing.co.uk	1:32.886	5.172	81.390	7	7
9	SBKR	22	Stephen McLVENNA	Yamaha 600	1:32.986	5.272	81.303	6	7
10	SBKR	17	Nuno CAETANO	Kawasaki - KS Team of Portugal	1:33.408	5.694	80.935	7	7
11	SBKR	8	Anthony McCOLGAN	Honda	1:34.281	6.567	80.186	7	7
12	SBKR	28	Paul GARTLAND	Suzuki 600 - Hotties	1:34.972	7.258	79.602	6	7
13	SBKR	21	Paul JORDAN	Honda 600 - Moira MRC	1:35.323	7.609	79.309	5	7
14	SBKR	29	Richard McLOUGHLIN	Honda	1:35.374	7.660	79.267	5	7
15	SBKR	26	Dennis BOOTH	Yamaha 600	1:36.129	8.415	78.644	7	7
16	SBKR	35	Mark GOODINGS	Kawasaki - IPG Racing	1:37.325	9.611	77.678	4	7
17	SBKR	43	Stephen DEGNAN	Suzuki	1:38.606	10.892	76.669	3	7
18	SBKR	34	Colin STEPHENSON	Honda	1:39.926	12.212	75.656	5	6
19	SBKR	24	Andrew SELLARS	Honda	1:39.966	12.252	75.626	7	7
20	SBKR	68	Gareth EVANS	Suzuki - Joe Evans Garage	1:40.620	12.906	75.134	6	6
21	SBKR	30	Aron HATCH	Suzuki 750 - Mongey Transport	1:42.638	14.924	73.657	6	6

Provisional result to be confirmed by the Stewards of the Meeting subject to completion of technical inspections & the time limit for protests

Page 1 / 1

Circuit	Orritor	Signed		Organising Club	Cookstown & District MCC
Length(miles)	2.1000		Chief Timekeeper	Qualifying Started	12:57
Weather	Bright	Issued At:	13:12		
Track	Dry				

KDM HIRE COOKSTOWN 100

SUPERBIKE

Superbike Group A Qualifying

Friday, 25 April 2014

DETAILED RESULT



Qualifying Classification

Position

1 3 Michael DUNLOP

Behind

Best Time **1:27.714** Best Speed **86.189** On **7** Gp **a**

Lap	Elapsed Time	Lap Time	Lap Speed
1	2:41.693	2:41.693	46.755
2	4:23.087	1:41.394	74.561
3	6:02.907	1:39.820	75.736
4	7:38.382	1:35.475	79.183
5	9:08.105	1:29.723	84.259
6	10:36.016	1:27.911	85.996
7	12:03.730	1:27.714	86.189

2 44 Jamie HAMILTON

Behind **0.528**

Best Time **1:28.242** Best Speed **85.673** On **7** Gp **a**

Lap	Elapsed Time	Lap Time	Lap Speed
1	1:49.192	1:49.192	69.236
2	3:21.639	1:32.447	81.777
3	4:53.239	1:31.600	82.533
4	6:22.107	1:28.868	85.070
5	7:53.000	1:30.893	83.175
6	9:22.231	1:29.231	84.724
7	10:50.473	1:28.242	85.673

3 31 Shaun ANDERSON

Behind **2.826**

Best Time **1:30.540** Best Speed **83.499** On **7** Gp **a**

Lap	Elapsed Time	Lap Time	Lap Speed
1	2:42.192	2:42.192	46.611
2	4:20.520	1:38.328	76.886
3	5:55.595	1:35.075	79.516
4	7:31.662	1:36.067	78.695
5	9:04.070	1:32.408	81.811
6	10:35.917	1:31.847	82.311
7	12:06.457	1:30.540	83.499

4 4 Dan KNEEN

Behind **3.122**

Best Time **1:30.836** Best Speed **83.227** On **5** Gp **a**

Lap	Elapsed Time	Lap Time	Lap Speed
1	1:49.722	1:49.722	68.901
2	3:24.862	1:35.140	79.462
3	4:58.789	1:33.927	80.488
4	6:31.368	1:32.579	81.660
5	8:02.204	1:30.836	83.227
6	9:34.978	1:32.774	81.488
7	11:08.040	1:33.062	81.236

Qualifying Classification

Position

5 1 Stephen THOMPSON

Behind **3.938**

Best Time **1:31.652** Best Speed **82.486** On **4** Gp **a**

Lap	Elapsed Time	Lap Time	Lap Speed
1	1:39.880	1:39.880	75.691
2	3:14.844	1:34.964	79.609
3	4:48.155	1:33.311	81.019
4	6:19.807	1:31.652	82.486
5	7:52.551	1:32.744	81.515
6	9:26.382	1:33.831	80.570
7	10:58.750	1:32.368	81.847

6 36 Michael PEARSON

Behind **4.378**

Best Time **1:32.092** Best Speed **82.092** On **3** Gp **a**

Lap	Elapsed Time	Lap Time	Lap Speed
1	2:02.461	2:02.461	61.734
2	3:37.645	1:35.184	79.425
3	5:09.737	1:32.092	82.092
4	7:59.810	2:50.073	44.452
5	9:37.396	1:37.586	77.470
6	11:40.816	2:03.420	61.254

7 33 Mark HANNA

Behind **4.754**

Best Time **1:32.468** Best Speed **81.758** On **6** Gp **a**

Lap	Elapsed Time	Lap Time	Lap Speed
1	2:22.857	2:22.857	52.920
2	3:59.325	1:36.468	78.368
3	5:35.941	1:36.616	78.248
4	7:09.686	1:33.745	80.644
5	8:43.389	1:33.703	80.680
6	10:15.857	1:32.468	81.758
7	11:51.741	1:35.884	78.845

8 11 Callum LAIDLAW

Behind **5.172**

Best Time **1:32.886** Best Speed **81.390** On **7** Gp **a**

Lap	Elapsed Time	Lap Time	Lap Speed
1	1:43.677	1:43.677	72.919
2	3:20.567	1:36.890	78.027
3	4:56.326	1:35.759	78.948
4	6:30.952	1:34.626	79.893
5	8:04.497	1:33.545	80.817
6	9:38.155	1:33.658	80.719
7	11:11.041	1:32.886	81.390

KDM HIRE COOKSTOWN 100

SUPERBIKE

Superbike Group A Qualifying

Friday, 25 April 2014

DETAILED RESULT



Qualifying Classification

Position

9 22 Stephen McILVENNA

Behind 5.272

Best Time 1:32.986 Best Speed 81.303 On 6 Gp a

Lap	Elapsed Time	Lap Time	Lap Speed
1	1:46.653	1:46.653	70.884
2	3:24.352	1:37.699	77.381
3	5:00.230	1:35.878	78.850
4	6:35.867	1:35.637	79.049
5	8:10.162	1:34.295	80.174
6	9:43.148	1:32.986	81.303
7	11:17.359	1:34.211	80.245

10 17 Nuno CAETANO

Behind 5.694

Best Time 1:33.408 Best Speed 80.935 On 7 Gp a

Lap	Elapsed Time	Lap Time	Lap Speed
1	2:24.675	2:24.675	52.255
2	4:00.414	1:35.739	78.965
3	5:36.616	1:36.202	78.585
4	7:10.310	1:33.694	80.688
5	8:48.621	1:38.311	76.899
6	10:23.697	1:35.076	79.515
7	11:57.105	1:33.408	80.935

11 8 Anthony McCOLGAN

Behind 6.567

Best Time 1:34.281 Best Speed 80.186 On 7 Gp a

Lap	Elapsed Time	Lap Time	Lap Speed
1	2:22.695	2:22.695	52.980
2	4:01.776	1:39.081	76.301
3	5:37.446	1:35.670	79.022
4	7:11.987	1:34.541	79.965
5	8:48.982	1:36.995	77.942
6	10:27.654	1:38.672	76.617
7	12:01.935	1:34.281	80.186

12 28 Paul GARTLAND

Behind 7.258

Best Time 1:34.972 Best Speed 79.602 On 6 Gp a

Lap	Elapsed Time	Lap Time	Lap Speed
1	2:04.756	2:04.756	60.598
2	3:42.640	1:37.884	77.234
3	5:20.728	1:38.088	77.074
4	6:57.941	1:37.213	77.767
5	8:38.822	1:40.881	74.940
6	10:13.794	1:34.972	79.602
7	11:51.666	1:37.872	77.244

Qualifying Classification

Position

13 21 Paul JORDAN

Behind 7.609

Best Time 1:35.323 Best Speed 79.309 On 5 Gp a

Lap	Elapsed Time	Lap Time	Lap Speed
1	2:12.107	2:12.107	57.226
2	3:52.030	1:39.923	75.658
3	5:30.797	1:38.767	76.544
4	7:07.604	1:36.807	78.094
5	8:42.927	1:35.323	79.309
6	10:19.629	1:36.702	78.178
7	12:01.434	1:41.805	74.260

14 29 Richard McLOUGHLIN

Behind 7.660

Best Time 1:35.374 Best Speed 79.267 On 5 Gp a

Lap	Elapsed Time	Lap Time	Lap Speed
1	1:51.162	1:51.162	68.009
2	3:32.970	1:41.808	74.257
3	5:11.379	1:38.409	76.822
4	6:48.432	1:37.053	77.896
5	8:23.806	1:35.374	79.267
6	10:01.294	1:37.488	77.548
7	11:36.675	1:35.381	79.261

15 26 Dennis BOOTH

Behind 8.415

Best Time 1:36.129 Best Speed 78.644 On 7 Gp a

Lap	Elapsed Time	Lap Time	Lap Speed
1	2:13.782	2:13.782	56.510
2	3:55.398	1:41.616	74.398
3	5:32.133	1:36.735	78.152
4	7:09.563	1:37.430	77.594
5	8:48.477	1:38.914	76.430
6	10:28.112	1:39.635	75.877
7	12:04.241	1:36.129	78.644

16 35 Mark GOODINGS

Behind 9.611

Best Time 1:37.325 Best Speed 77.678 On 4 Gp a

Lap	Elapsed Time	Lap Time	Lap Speed
1	2:00.208	2:00.208	62.891
2	3:41.585	1:41.377	74.573
3	5:20.200	1:38.615	76.662
4	6:57.525	1:37.325	77.678
5	8:35.157	1:37.632	77.434
6	10:13.317	1:38.160	77.017
7	11:51.310	1:37.993	77.148

KDM HIRE COOKSTOWN 100

SUPERBIKE

Superbike Group A Qualifying

Friday, 25 April 2014

DETAILED RESULT



Qualifying Classification

Position

17 43 Stephen DEGNAN

Behind 10.892

Best Time 1:38.606 Best Speed 76.669 On 3 Gp a

Lap	Elapsed Time	Lap Time	Lap Speed
1	2:11.844	2:11.844	57.340
2	3:51.603	1:39.759	75.783
3	5:30.209	1:38.606	76.669
4	7:09.311	1:39.102	76.285
5	8:48.277	1:38.966	76.390
6	10:27.487	1:39.210	76.202
7	12:07.207	1:39.720	75.812

18 34 Colin STEPHENSON

Behind 12.212

Best Time 1:39.926 Best Speed 75.656 On 5 Gp a

Lap	Elapsed Time	Lap Time	Lap Speed
1	2:35.246	2:35.246	48.697
2	4:20.421	1:45.175	71.880
3	6:02.209	1:41.788	74.272
4	7:43.906	1:41.697	74.338
5	9:23.832	1:39.926	75.656
6	11:04.389	1:40.557	75.181

19 24 Andrew SELLARS

Behind 12.252

Best Time 1:39.966 Best Speed 75.626 On 7 Gp a

Lap	Elapsed Time	Lap Time	Lap Speed
1	2:11.643	2:11.643	57.428
2	3:55.254	1:43.611	72.965
3	5:37.057	1:41.803	74.261
4	7:18.536	1:41.479	74.498
5	9:00.046	1:41.510	74.475
6	10:41.594	1:41.548	74.448
7	12:21.560	1:39.966	75.626

20 68 Gareth EVANS

Behind 12.906

Best Time 1:40.620 Best Speed 75.134 On 6 Gp a

Lap	Elapsed Time	Lap Time	Lap Speed
1	2:25.175	2:25.175	52.075
2	4:10.567	1:45.392	71.732
3	5:53.550	1:42.983	73.410
4	7:34.871	1:41.321	74.614
5	9:16.230	1:41.359	74.586
6	10:56.850	1:40.620	75.134

Qualifying Classification

Position

21 30 Aron HATCH

Behind 14.924

Best Time 1:42.638 Best Speed 73.657 On 6 Gp a

Lap	Elapsed Time	Lap Time	Lap Speed
1	2:24.263	2:24.263	52.404
2	4:09.696	1:45.433	71.704
3	5:54.610	1:44.914	72.059
4	7:38.162	1:43.552	73.007
5	9:21.303	1:43.141	73.298
6	11:03.941	1:42.638	73.657

KDM HIRE COOKSTOWN 100

SUPERBIKE

Superbike Group B Qualifying


Friday, 25 April 2014



Pos	Class	No	Name	Machine / Sponsor	----- Best Lap -----			Laps
					Time	Behind	Speed	
Qualifying Classification								
1	SBKR	86	Derek McGEE	Kawasaki	1:26.169		87.735	8
2	SBKR	65	Michael SWEENEY	Kawasaki - MJR Racing	1:26.900	0.731	86.997	6
3	SBKR	82	Derek SHEILS	Kawasaki - CD Racing	1:27.210	1.041	86.687	6
4	SBKR	6	William DUNLOP	Suzuki - Tyco Suzuki by TAS	1:27.535	1.366	86.365	7
5	SBKR	61	John WALSH	BMW - Nolan	1:28.933	2.764	85.008	7
6	SBKR	97	Seamus ELLIOTT	Kawasaki - D & G W Racing	1:30.158	3.989	83.853	7
7	SBKR	56	Sam WILSON	Yamaha - NJT Racing	1:30.989	4.820	83.087	5
8	SBKR	52	Robert WILSON	Kawasaki 600 - Stoddart Racing	1:31.257	5.088	82.843	7
9	SBKR	96	Andy FARRELL	Kawasaki 600 - Full Factory winnerswear	1:31.487	5.318	82.635	6
10	SBKR	73	James KELLY	Yamaha 600 - Lifewest	1:33.215	7.046	81.103	7
11	SBKR	119	Dave HEWSON	Aprilia - Obsession Engineering	1:33.448	7.279	80.901	5
12	SBKR	104	Daley MATHISON	Suzuki - Hol-Taj	1:33.570	7.401	80.795	7
13	SBKR	63	Tom ROBINSON	Kawasaki 600	1:33.675	7.506	80.705	7
14	SBKR	91	James NEESOM	Kawasaki 600	1:33.679	7.510	80.701	7
15	SBKR	101	Shane EGAN	Suzuki 750	1:35.062	8.893	79.527	6
16	SBKR	72	Gareth KEYS	BMW - HKR / Mototech	1:35.269	9.100	79.354	7
17	SBKR	55	Scott CAMPBELL	Yamaha 600 - Ian Bell Motorcycles	1:36.017	9.848	78.736	5
18	SBKR	117	Gary MILLER	Suzuki	1:38.976	12.807	76.382	5
19	SBKR	80	Phill ARCHER	Yamaha 600	1:39.054	12.885	76.322	6
20	SBKR	115	Damian HORAN	Suzuki 750 - Horan Racing	1:39.928	13.759	75.654	4
21	SBKR	131	Robert CAIRNS	Suzuki 750 - LR Tyres Racing	1:44.810	18.641	72.131	6

Provisional result to be confirmed by the Stewards of the Meeting subject to completion of technical inspections & the time limit for protests

Page 1 / 1

Circuit	Orritor	Signed		Organising Club	Cookstown & District MCC
Length(miles)	2.1000		Chief Timekeeper	Qualifying Started	13:15
Weather	Bright	Issued At:	13:29		
Track	Dry				

KDM HIRE COOKSTOWN 100

SUPERBIKE

Superbike Group B Qualifying

Friday, 25 April 2014

DETAILED RESULT



Qualifying Classification

Position

1 86 Derek McGEE

Behind

Best Time **1:26.169** Best Speed **87.735** On **8** Gp **a**

Lap	Elapsed Time	Lap Time	Lap Speed
1	1:54.102	1:54.102	66.257
2	3:26.290	1:32.188	82.006
3	4:55.638	1:29.348	84.613
4	6:23.760	1:28.122	85.790
5	7:52.050	1:28.290	85.627
6	9:19.925	1:27.875	86.031
7	10:48.645	1:28.720	85.212
8	12:14.814	1:26.169	87.735

2 65 Michael SWEENEY

Behind **0.731**

Best Time **1:26.900** Best Speed **86.997** On **6** Gp **a**

Lap	Elapsed Time	Lap Time	Lap Speed
1	1:48.967	1:48.967	69.379
2	3:22.535	1:33.568	80.797
3	4:55.480	1:32.945	81.338
4	6:27.701	1:32.221	81.977
5	7:56.188	1:28.487	85.436
6	9:23.088	1:26.900	86.997
7	10:53.171	1:30.083	83.923

3 82 Derek SHEILS

Behind **1.041**

Best Time **1:27.210** Best Speed **86.687** On **6** Gp **a**

Lap	Elapsed Time	Lap Time	Lap Speed
1	1:56.829	1:56.829	64.710
2	3:28.807	1:31.978	82.194
3	4:58.547	1:29.740	84.243
4	6:27.076	1:28.529	85.396
5	7:55.540	1:28.464	85.458
6	9:22.750	1:27.210	86.687
7	10:51.112	1:28.362	85.557

4 6 William DUNLOP

Behind **1.366**

Best Time **1:27.535** Best Speed **86.365** On **7** Gp **a**

Lap	Elapsed Time	Lap Time	Lap Speed
1	2:14.840	2:14.840	56.066
2	3:48.332	1:33.492	80.863
3	5:18.422	1:30.090	83.916
4	6:46.448	1:28.026	85.884
5	8:14.172	1:27.724	86.179
6	9:57.008	1:42.836	73.515
7	11:24.543	1:27.535	86.365

Qualifying Classification

Position

5 61 John WALSH

Behind **2.764**

Best Time **1:28.933** Best Speed **85.008** On **7** Gp **a**

Lap	Elapsed Time	Lap Time	Lap Speed
1	2:00.105	2:00.105	62.945
2	3:36.235	1:36.130	78.644
3	5:08.035	1:31.800	82.353
4	6:38.198	1:30.163	83.848
5	8:09.381	1:31.183	82.910
6	9:44.453	1:35.072	79.519
7	11:13.386	1:28.933	85.008

6 97 Seamus ELLIOTT

Behind **3.989**

Best Time **1:30.158** Best Speed **83.853** On **7** Gp **a**

Lap	Elapsed Time	Lap Time	Lap Speed
1	1:53.832	1:53.832	66.414
2	3:28.563	1:34.731	79.805
3	5:01.388	1:32.825	81.444
4	6:33.436	1:32.048	82.131
5	8:04.271	1:30.835	83.228
6	9:35.790	1:31.519	82.606
7	11:05.948	1:30.158	83.853

7 56 Sam WILSON

Behind **4.820**

Best Time **1:30.989** Best Speed **83.087** On **5** Gp **a**

Lap	Elapsed Time	Lap Time	Lap Speed
1	1:55.938	1:55.938	65.207
2	3:29.751	1:33.813	80.586
3	5:01.869	1:32.118	82.069
4	6:34.040	1:32.171	82.021
5	8:05.029	1:30.989	83.087
6	9:37.647	1:32.618	81.626
7	11:10.197	1:32.550	81.686

8 52 Robert WILSON

Behind **5.088**

Best Time **1:31.257** Best Speed **82.843** On **7** Gp **a**

Lap	Elapsed Time	Lap Time	Lap Speed
1	2:09.409	2:09.409	58.419
2	3:48.197	1:38.788	76.528
3	5:21.816	1:33.619	80.753
4	6:56.564	1:34.748	79.791
5	8:29.657	1:33.093	81.209
6	10:01.468	1:31.811	82.343
7	11:32.725	1:31.257	82.843

KDM HIRE COOKSTOWN 100

SUPERBIKE

Superbike Group B Qualifying

Friday, 25 April 2014

DETAILED RESULT



Qualifying Classification

Position

9 96 Andy FARRELL

Behind 5.318

Best Time 1:31.487 Best Speed 82.635 On 6 Gp a

Lap	Elapsed Time	Lap Time	Lap Speed
1	1:57.162	1:57.162	64.526
2	3:31.746	1:34.584	79.929
3	5:04.565	1:32.819	81.449
4	7:06.298	2:01.733	62.103
5	8:39.044	1:32.746	81.513
6	10:10.531	1:31.487	82.635
7	11:42.132	1:31.601	82.532

10 73 James KELLY

Behind 7.046

Best Time 1:33.215 Best Speed 81.103 On 7 Gp a

Lap	Elapsed Time	Lap Time	Lap Speed
1	2:34.134	2:34.134	49.048
2	4:14.738	1:40.604	75.146
3	5:52.364	1:37.626	77.438
4	7:30.777	1:38.413	76.819
5	9:06.641	1:35.864	78.862
6	10:40.603	1:33.962	80.458
7	12:13.818	1:33.215	81.103

11 119 Dave HEWSON

Behind 7.279

Best Time 1:33.448 Best Speed 80.901 On 5 Gp a

Lap	Elapsed Time	Lap Time	Lap Speed
1	2:08.417	2:08.417	58.871
2	3:47.944	1:39.527	75.959
3	5:24.642	1:36.698	78.182
4	6:59.632	1:34.990	79.587
5	8:33.080	1:33.448	80.901
6	10:06.837	1:33.757	80.634
7	11:41.515	1:34.678	79.850

12 104 Daley MATHISON

Behind 7.401

Best Time 1:33.570 Best Speed 80.795 On 7 Gp a

Lap	Elapsed Time	Lap Time	Lap Speed
1	2:15.519	2:15.519	55.786
2	3:53.114	1:37.595	77.463
3	5:28.457	1:35.343	79.293
4	7:03.519	1:35.062	79.527
5	8:39.579	1:36.060	78.701
6	10:13.317	1:33.738	80.650
7	11:46.887	1:33.570	80.795

Qualifying Classification

Position

13 63 Tom ROBINSON

Behind 7.506

Best Time 1:33.675 Best Speed 80.705 On 7 Gp a

Lap	Elapsed Time	Lap Time	Lap Speed
1	2:36.215	2:36.215	48.395
2	4:14.986	1:38.771	76.541
3	5:52.724	1:37.738	77.350
4	7:30.905	1:38.181	77.001
5	9:05.234	1:34.329	80.145
6	10:39.249	1:34.015	80.413
7	12:12.924	1:33.675	80.705

14 91 James NEESOM

Behind 7.510

Best Time 1:33.679 Best Speed 80.701 On 7 Gp a

Lap	Elapsed Time	Lap Time	Lap Speed
1	2:37.779	2:37.779	47.915
2	4:15.393	1:37.614	77.448
3	5:52.974	1:37.581	77.474
4	7:30.024	1:37.050	77.898
5	9:04.561	1:34.537	79.969
6	10:39.008	1:34.447	80.045
7	12:12.687	1:33.679	80.701

15 101 Shane EGAN

Behind 8.893

Best Time 1:35.062 Best Speed 79.527 On 6 Gp a

Lap	Elapsed Time	Lap Time	Lap Speed
1	2:01.214	2:01.214	62.369
2	3:40.490	1:39.276	76.151
3	5:18.316	1:37.826	77.280
4	6:54.387	1:36.071	78.692
5	8:30.305	1:35.918	78.817
6	10:05.367	1:35.062	79.527
7	11:41.119	1:35.752	78.954

16 72 Gareth KEYS

Behind 9.100

Best Time 1:35.269 Best Speed 79.354 On 7 Gp a

Lap	Elapsed Time	Lap Time	Lap Speed
1	2:17.501	2:17.501	54.981
2	3:59.302	1:41.801	74.263
3	5:38.120	1:38.818	76.504
4	7:16.048	1:37.928	77.200
5	8:53.052	1:37.004	77.935
6	10:29.205	1:36.153	78.625
7	12:04.474	1:35.269	79.354

KDM HIRE COOKSTOWN 100

SUPERBIKE

Superbike Group B Qualifying

Friday, 25 April 2014

DETAILED RESULT



Qualifying Classification

Position

17 55 Scott CAMPBELL

Behind 9.848

Best Time 1:36.017 Best Speed 78.736 On 5 Gp a

Lap	Elapsed Time	Lap Time	Lap Speed
1	2:38.513	2:38.513	47.693
2	4:22.416	1:43.903	72.760
3	6:00.721	1:38.305	76.904
4	7:37.439	1:36.718	78.165
5	9:13.456	1:36.017	78.736
6	10:53.619	1:40.163	75.477

18 117 Gary MILLER

Behind 12.807

Best Time 1:38.976 Best Speed 76.382 On 5 Gp a

Lap	Elapsed Time	Lap Time	Lap Speed
1	2:37.523	2:37.523	47.993
2	4:23.737	1:46.214	71.177
3	6:03.155	1:39.418	76.043
4	7:42.280	1:39.125	76.267
5	9:21.256	1:38.976	76.382
6	11:00.741	1:39.485	75.991

19 80 Phill ARCHER

Behind 12.885

Best Time 1:39.054 Best Speed 76.322 On 6 Gp a

Lap	Elapsed Time	Lap Time	Lap Speed
1	1:53.761	1:53.761	66.455
2	3:37.278	1:43.517	73.031
3	5:17.802	1:40.524	75.206
4	6:59.070	1:41.268	74.653
5	8:38.979	1:39.909	75.669
6	10:18.033	1:39.054	76.322
7	11:57.099	1:39.066	76.313

20 115 Damian HORAN

Behind 13.759

Best Time 1:39.928 Best Speed 75.654 On 4 Gp a

Lap	Elapsed Time	Lap Time	Lap Speed
1	2:06.975	2:06.975	59.539
2	4:09.268	2:02.293	61.819
3	5:50.006	1:40.738	75.046
4	7:29.934	1:39.928	75.654
5	9:10.796	1:40.862	74.954
6	10:53.332	1:42.536	73.730

Qualifying Classification

Position

21 131 Robert CAIRNS

Behind 18.641

Best Time 1:44.810 Best Speed 72.131 On 6 Gp a

Lap	Elapsed Time	Lap Time	Lap Speed
1	2:36.118	2:36.118	48.425
2	4:27.540	1:51.422	67.850
3	6:14.906	1:47.366	70.413
4	8:01.217	1:46.311	71.112
5	9:46.926	1:45.709	71.517
6	11:31.736	1:44.810	72.131

KDM HIRE COOKSTOWN 100

SUPERBIKE

Superbike Group C Qualifying


Friday, 25 April 2014



Pos	Class	No	Name	Machine / Sponsor	----- Best Lap -----				Laps
					Time	Behind	Speed	On	
Qualifying Classification									
1	SBKR	71	Davy MORGAN	Honda - Strangford Holiday Park	1:29.501		84.468	6	7
2	SBKR	93	Paul CRANSTON	Honda - P & J Fuel Haulage	1:30.967	1.466	83.107	6	7
3	SBKR	172	Connor BEHAN	Kawasaki 600 - KMR / SGS International	1:32.812	3.311	81.455	4	6
4	SBKR	144	Emmett BURKE	Honda 600 - Sunflame	1:38.400	8.899	76.829	7	7

Provisional result to be confirmed by the Stewards of the Meeting subject to completion of technical inspections & the time limit for protests

Page 1 / 1

Circuit	Orritor	Signed		Organising Club	Cookstown & District MCC
Length(miles)	2.1000		Chief Timekeeper	Qualifying Started	13:33
Weather	Bright	Issued At:	13:46		
Track	Dry				

KDM HIRE COOKSTOWN 100

SUPERBIKE

Superbike Group C Qualifying

Friday, 25 April 2014

DETAILED RESULT



Qualifying Classification

Position

1 71 Davy MORGAN

Behind

Best Time **1:29.501** Best Speed **84.468** On **6** Gp **a**

Lap	Elapsed Time	Lap Time	Lap Speed
1	1:51.702	1:51.702	67.680
2	3:25.447	1:33.745	80.644
3	4:58.056	1:32.609	81.634
4	6:29.670	1:31.614	82.520
5	7:59.402	1:29.732	84.251
6	9:28.903	1:29.501	84.468
7	10:58.973	1:30.070	83.935

2 93 Paul CRANSTON

Behind **1.466**

Best Time **1:30.967** Best Speed **83.107** On **6** Gp **a**

Lap	Elapsed Time	Lap Time	Lap Speed
1	1:50.580	1:50.580	68.367
2	3:24.301	1:33.721	80.665
3	4:57.184	1:32.883	81.393
4	6:29.208	1:32.024	82.152
5	8:00.992	1:31.784	82.367
6	9:31.959	1:30.967	83.107
7	11:03.206	1:31.247	82.852

3 172 Connor BEHAN

Behind **3.311**

Best Time **1:32.812** Best Speed **81.455** On **4** Gp **a**

Lap	Elapsed Time	Lap Time	Lap Speed
1	1:51.315	1:51.315	67.915
2	3:28.197	1:36.882	78.033
3	6:37.136	3:08.939	40.013
4	8:09.948	1:32.812	81.455
5	9:52.034	1:42.086	74.055
6	11:25.143	1:33.109	81.195

4 144 Emmett BURKE

Behind **8.899**

Best Time **1:38.400** Best Speed **76.829** On **7** Gp **a**

Lap	Elapsed Time	Lap Time	Lap Speed
1	1:57.619	1:57.619	64.275
2	3:39.573	1:41.954	74.151
3	5:20.710	1:41.137	74.750
4	7:01.503	1:40.793	75.005
5	8:41.242	1:39.739	75.798
6	10:21.177	1:39.935	75.649
7	11:59.577	1:38.400	76.829

KDM HIRE COOKSTOWN 100

SUPERBIKE

Combined Qualifying



-----Best Time / Qual Laps-----


Pos Class No Name Session A Session B Session C Session D Overall Best Time / Speed / Total Qual Laps

Qualifying Classification

Pos	Class	No	Name	Session A	Session B	Session C	Session D	Overall Best Time / Speed / Total Qual Laps
1	SBKR	86	Derek McGEE	----	1:26.169	----	----	1:26.169 87.735
2	SBKR	65	Michael SWEENEY	----	1:26.900	----	----	1:26.900 86.997
3	SBKR	82	Derek SHEILS	----	1:27.210	----	----	1:27.210 86.687
4	SBKR	6	William DUNLOP	----	1:27.535	----	----	1:27.535 86.365
5	SBKR	3	Michael DUNLOP	1:27.714	----	----	----	1:27.714 86.189
6	SBKR	44	Jamie HAMILTON	1:28.242	----	----	----	1:28.242 85.673
7	SBKR	61	John WALSH	----	1:28.933	----	----	1:28.933 85.008
8	SBKR	71	Davy MORGAN	----	----	1:29.501	----	1:29.501 84.468
9	SBKR	97	Seamus ELLIOTT	----	1:30.158	----	----	1:30.158 83.853
10	SBKR	31	Shaun ANDERSON	1:30.540	----	----	----	1:30.540 83.499
11	SBKR	4	Dan KNEEN	1:30.836	----	----	----	1:30.836 83.227
12	SBKR	93	Paul CRANSTON	----	----	1:30.967	----	1:30.967 83.107
13	SBKR	56	Sam WILSON	----	1:30.989	----	----	1:30.989 83.087
14	SBKR	52	Robert WILSON	----	1:31.257	----	----	1:31.257 82.843
15	SBKR	96	Andy FARRELL	----	1:31.487	----	----	1:31.487 82.635
16	SBKR	1	Stephen THOMPSON	1:31.652	----	----	----	1:31.652 82.486
17	SBKR	36	Michael PEARSON	1:32.092	----	----	----	1:32.092 82.092
18	SBKR	33	Mark HANNA	1:32.468	----	----	----	1:32.468 81.758
19	SBKR	172	Connor BEHAN	----	----	1:32.812	----	1:32.812 81.455
20	SBKR	11	Callum LAIDLAW	1:32.886	----	----	----	1:32.886 81.390
21	SBKR	22	Stephen McILVENNA	1:32.986	----	----	----	1:32.986 81.303
22	SBKR	73	James KELLY	----	1:33.215	----	----	1:33.215 81.103
23	SBKR	17	Nuno CAETANO	1:33.408	----	----	----	1:33.408 80.935
24	SBKR	119	Dave HEWSON	----	1:33.448	----	----	1:33.448 80.901
25	SBKR	104	Daley MATHISON	----	1:33.570	----	----	1:33.570 80.795
26	SBKR	63	Tom ROBINSON	----	1:33.675	----	----	1:33.675 80.705
27	SBKR	91	James NEESOM	----	1:33.679	----	----	1:33.679 80.701
28	SBKR	8	Anthony McCOLGAN	1:34.281	----	----	----	1:34.281 80.186
29	SBKR	28	Paul GARTLAND	1:34.972	----	----	----	1:34.972 79.602
30	SBKR	101	Shane EGAN	----	1:35.062	----	----	1:35.062 79.527
31	SBKR	72	Gareth KEYS	----	1:35.269	----	----	1:35.269 79.354
32	SBKR	21	Paul JORDAN	1:35.323	----	----	----	1:35.323 79.309
33	SBKR	29	Richard McLOUGHLIN	1:35.374	----	----	----	1:35.374 79.267
34	SBKR	55	Scott CAMPBELL	----	1:36.017	----	----	1:36.017 78.736
35	SBKR	26	Dennis BOOTH	1:36.129	----	----	----	1:36.129 78.644
36	SBKR	35	Mark GOODINGS	1:37.325	----	----	----	1:37.325 77.678
37	SBKR	144	Emmett BURKE	----	----	1:38.400	----	1:38.400 76.829
38	SBKR	43	Stephen DEGNAN	1:38.606	----	----	----	1:38.606 76.669
39	SBKR	117	Gary MILLER	----	1:38.976	----	----	1:38.976 76.382
40	SBKR	80	Phill ARCHER	----	1:39.054	----	----	1:39.054 76.322
41	SBKR	34	Colin STEPHENSON	1:39.926	----	----	----	1:39.926 75.656
42	SBKR	115	Damian HORAN	----	1:39.928	----	----	1:39.928 75.654
43	SBKR	24	Andrew SELLARS	1:39.966	----	----	----	1:39.966 75.626
44	SBKR	68	Gareth EVANS	1:40.620	----	----	----	1:40.620 75.134
45	SBKR	30	Aron HATCH	1:42.638	----	----	----	1:42.638 73.657
46	SBKR	131	Robert CAIRNS	----	1:44.810	----	----	1:44.810 72.131

Provisional result to be confirmed by the Stewards of the Meeting subject to completion of technical inspections & the time limit for protests

Page 1 / 1

Circuit	Orritor	Signed	 Chief Timekeeper	Organising Club	Cookstown & District MCC
Length(miles)	2.1000	Issued At:			
Weather					
Track					



KDM HIRE COOKSTOWN 100

SUPERBIKE

Orritor 2.100 miles

R2: The Royal Hotel Open B

26/04/2014 10:55

Race (6 Laps)

RACE 2 - OPEN B

10	30 A	131 B	24 C	
9	34 A	115 B		C
8				
7	43 A	80 B		
6	26 A	35 B	144 C	
5	21 A	29 B	55 C	B
4				
3	72 A			
2	8 A	28 B	101 C	
1	104 A POLE POSITION	63 B	91 C	A

KDM HIRE COOKSTOWN 100

SUPERBIKE

Orritor 2.100 miles


R19: KDM Hire Cookstown 100 B

26/04/2014 18:00

Race (6 Laps)

RACE 19 - COOKSTOWN 100 B

9	24 A	68 B		C
8	A	B	C	
7	115 A	34 B	C	
6	144 A	43 B	117 C	
5	29 A	55 B	35 C	B
4	A	B	C	
3	21 A	B	C	
2	28 A	101 B	72 C	
1	63 A POLE POSITION	91 B	8 C	A



KDM HIRE COOKSTOWN 100

SUPERBIKE

Race 2 - The Royal Hotel Open B


Saturday, 26 April 2014



Pos	Class	No	Name	Machine / Sponsor	Gp	Laps	Total Time	Behind	Speed	-----Best Lap-----		On
										Time	Speed	
Race Classification												
1	SBKR	29	Richard McLOUGHLIN	Honda	b	6	9:12.237		82.139	1:30.678	83.372	4
2	SBKR	72	Gareth KEYS	BMW - HKR / Mototech	a	6	9:17.772	5.535	81.324	1:31.134	82.955	2
3	SBKR	8	Anthony McCOLGAN	Honda	a	6	9:18.087	5.850	81.278	1:31.929	82.237	6
4	SBKR	63	Tom ROBINSON	Kawasaki 600	a	6	9:19.643	7.406	81.052	1:31.891	82.271	3
5	SBKR	101	Shane EGAN	Suzuki 750	a	6	9:19.774	7.537	81.033	1:31.966	82.204	3
6	SBKR	35	Mark GOODINGS	Kawasaki - IPG Racing	b	6	9:21.072	8.835	80.845	1:30.811	83.250	4
7	SBKR	91	James NEESOM	Kawasaki 600	a	6	9:21.254	9.017	80.819	1:31.878	82.283	4
8	SBKR	28	Paul GARTLAND	Suzuki 600 - Hotties	a	6	9:24.013	11.776	80.424	1:31.743	82.404	4
9	SBKR	26	Dennis BOOTH	Yamaha 600	b	6	9:26.637	14.400	80.051	1:32.385	81.831	6
10	SBKR	21	Paul JORDAN	Honda 600 - Moira MRC	b	6	9:30.519	18.282	79.507	1:33.363	80.974	2
11	SBKR	43	Stephen DEGNAN	Suzuki	b	6	9:34.566	22.329	78.947	1:34.305	80.165	4
12	SBKR	55	Scott CAMPBELL	Yamaha 600 - Ian Bell Motorcycles	b	6	9:34.804	22.567	78.914	1:33.588	80.780	6
13	SBKR	34	Colin STEPHENSON	Honda	c	6	9:35.505	23.268	78.818	1:34.307	80.164	6
14	SBKR	115	Damian HORAN	Suzuki 750 - Horan Racing	c	6	9:41.515	29.278	78.003	1:33.924	80.491	6
15	SBKR	241	Andrew SELLARS	Honda	c	6	9:46.336	34.099	77.362	1:35.047	79.540	6
16	SBKR	144	Emmett BURKE	Honda 600 - Sunflame	b	6	9:47.256	35.019	77.241	1:35.710	78.989	2
17	SBKR	80	Phill ARCHER	Yamaha 600	b	6	9:54.802	42.565	76.261	1:37.762	77.331	6
18	SBKR	30	Aron HATCH	Suzuki 750 - Mongey Transport	c	6	10:00.295	48.058	75.563	1:38.056	77.099	5
19	SBKR	131	Robert CAIRNS	Suzuki 750 - LR Tyres Racing	c	6	10:00.608	48.371	75.523	1:38.258	76.940	5
Fastest Lap												
	SBKR	104	Daley MATHISON	Suzuki - Hol-Taj	a					1:30.080	83.925	4
Not Classified												
DNF	SBKR	104	Daley MATHISON	Suzuki - Hol-Taj	a	4	6:05.916	2 Laps	82.642	1:30.080	83.925	4

Provisional result to be confirmed by the Stewards of the Meeting subject to completion of technical inspections & the time limit for protests

Page 1 / 1

Circuit	Orritor	Signed		Organising Club	Cookstown & District MCC
Length(miles)	2.1000		Chief Timekeeper	Race Started	12:01
Weather	Sunny	Issued At:	12:12	Gp Time Diff - b 13.55 / c 29.65	
Track	Dry				

KDM HIRE COOKSTOWN 100

SUPERBIKE

Race 2 - The Royal Hotel Open B

Saturday, 26 April 2014

DETAILED RESULT



Race Classification

1 29 Richard McLOUGHLIN

Total Time **9:12.237** Avg Speed **82.139** Behind
Best Time **1:30.678** Best Speed **83.372** On **4** Gp **b**

Lap	Elapsed Time	Lap Time	Lap Speed
1	1:36.483	1:36.483	78.356
2	3:08.578	1:32.095	82.089
3	4:39.673	1:31.095	82.990
4	6:10.351	1:30.678	83.372
5	7:41.398	1:31.047	83.034
6	9:12.237	1:30.839	83.224

2 72 Gareth KEYS

Total Time **9:17.772** Avg Speed **81.324** Behind **5.535**
Best Time **1:31.134** Best Speed **82.955** On **2** Gp **a**

Lap	Elapsed Time	Lap Time	Lap Speed
1	1:38.438	1:38.438	76.800
2	3:09.572	1:31.134	82.955
3	4:41.353	1:31.781	82.370
4	6:13.692	1:32.339	81.872
5	7:45.796	1:32.104	82.081
6	9:17.772	1:31.976	82.195

3 8 Anthony McCOLGAN

Total Time **9:18.087** Avg Speed **81.278** Behind **5.850**
Best Time **1:31.929** Best Speed **82.237** On **6** Gp **a**

Lap	Elapsed Time	Lap Time	Lap Speed
1	1:37.010	1:37.010	77.930
2	3:09.405	1:32.395	81.823
3	4:42.058	1:32.653	81.595
4	6:14.224	1:32.166	82.026
5	7:46.158	1:31.934	82.233
6	9:18.087	1:31.929	82.237

4 63 Tom ROBINSON

Total Time **9:19.643** Avg Speed **81.052** Behind **7.406**
Best Time **1:31.891** Best Speed **82.271** On **3** Gp **a**

Lap	Elapsed Time	Lap Time	Lap Speed
1	1:38.855	1:38.855	76.476
2	3:10.920	1:32.065	82.116
3	4:42.811	1:31.891	82.271
4	6:14.936	1:32.125	82.062
5	7:47.212	1:32.276	81.928
6	9:19.643	1:32.431	81.791

Race Classification

5 101 Shane EGAN

Total Time **9:19.774** Avg Speed **81.033** Behind **7.537**
Best Time **1:31.966** Best Speed **82.204** On **3** Gp **a**

Lap	Elapsed Time	Lap Time	Lap Speed
1	1:38.221	1:38.221	76.969
2	3:10.648	1:32.427	81.794
3	4:42.614	1:31.966	82.204
4	6:14.745	1:32.131	82.057
5	7:46.990	1:32.245	81.956
6	9:19.774	1:32.784	81.480

6 35 Mark GOODINGS

Total Time **9:21.072** Avg Speed **80.845** Behind **8.835**
Best Time **1:30.811** Best Speed **83.250** On **4** Gp **b**

Lap	Elapsed Time	Lap Time	Lap Speed
1	1:40.172	1:40.172	75.470
2	3:13.980	1:33.808	80.590
3	4:46.772	1:32.792	81.473
4	6:17.583	1:30.811	83.250
5	7:50.101	1:32.518	81.714
6	9:21.072	1:30.971	83.103

7 91 James NEESOM

Total Time **9:21.254** Avg Speed **80.819** Behind **9.017**
Best Time **1:31.878** Best Speed **82.283** On **4** Gp **a**

Lap	Elapsed Time	Lap Time	Lap Speed
1	1:39.836	1:39.836	75.724
2	3:12.827	1:32.991	81.298
3	4:45.165	1:32.338	81.873
4	6:17.043	1:31.878	82.283
5	7:49.185	1:32.142	82.047
6	9:21.254	1:32.069	82.112

8 28 Paul GARTLAND

Total Time **9:24.013** Avg Speed **80.424** Behind **11.776**
Best Time **1:31.743** Best Speed **82.404** On **4** Gp **a**

Lap	Elapsed Time	Lap Time	Lap Speed
1	1:40.310	1:40.310	75.366
2	3:13.721	1:33.411	80.933
3	4:46.146	1:32.425	81.796
4	6:17.889	1:31.743	82.404
5	7:50.928	1:33.039	81.256
6	9:24.013	1:33.085	81.216



MCUI Ulster
Centre Timing
powered by
e-Laps timing software

www.elaps-timing.com



KDM HIRE COOKSTOWN 100

SUPERBIKE

Race 2 - The Royal Hotel Open B

Saturday, 26 April 2014

DETAILED RESULT



Race Classification

9 26 Dennis BOOTH

Total Time **9:26.637** Avg Speed **80.051** Behind **14.400**
Best Time **1:32.385** Best Speed **81.831** On **6** Gp **b**

Lap	Elapsed Time	Lap Time	Lap Speed
1	1:39.684	1:39.684	75.840
2	3:14.491	1:34.807	79.741
3	4:47.151	1:32.660	81.589
4	6:20.507	1:33.356	80.980
5	7:54.252	1:33.745	80.644
6	9:26.637	1:32.385	81.831

10 21 Paul JORDAN

Total Time **9:30.519** Avg Speed **79.507** Behind **18.282**
Best Time **1:33.363** Best Speed **80.974** On **2** Gp **b**

Lap	Elapsed Time	Lap Time	Lap Speed
1	1:39.468	1:39.468	76.004
2	3:12.831	1:33.363	80.974
3	4:46.570	1:33.739	80.649
4	6:20.231	1:33.661	80.717
5	7:56.064	1:35.833	78.887
6	9:30.519	1:34.455	80.038

11 43 Stephen DEGNAN

Total Time **9:34.566** Avg Speed **78.947** Behind **22.329**
Best Time **1:34.305** Best Speed **80.165** On **4** Gp **b**

Lap	Elapsed Time	Lap Time	Lap Speed
1	1:41.370	1:41.370	74.578
2	3:16.457	1:35.087	79.506
3	4:51.050	1:34.593	79.921
4	6:25.355	1:34.305	80.165
5	8:00.190	1:34.835	79.717
6	9:34.566	1:34.376	80.105

12 55 Scott CAMPBELL

Total Time **9:34.804** Avg Speed **78.914** Behind **22.567**
Best Time **1:33.588** Best Speed **80.780** On **6** Gp **b**

Lap	Elapsed Time	Lap Time	Lap Speed
1	1:39.242	1:39.242	76.177
2	3:16.025	1:36.783	78.113
3	4:51.814	1:35.789	78.923
4	6:26.262	1:34.448	80.044
5	8:01.216	1:34.954	79.617
6	9:34.804	1:33.588	80.780

Race Classification

13 34 Colin STEPHENSON

Total Time **9:35.505** Avg Speed **78.818** Behind **23.268**
Best Time **1:34.307** Best Speed **80.164** On **6** Gp **c**

Lap	Elapsed Time	Lap Time	Lap Speed
1	1:42.791	1:42.791	73.547
2	3:17.478	1:34.687	79.842
3	4:52.045	1:34.567	79.943
4	6:26.684	1:34.639	79.883
5	8:01.198	1:34.514	79.988
6	9:35.505	1:34.307	80.164

14 115 Damian HORAN

Total Time **9:41.515** Avg Speed **78.003** Behind **29.278**
Best Time **1:33.924** Best Speed **80.491** On **6** Gp **c**

Lap	Elapsed Time	Lap Time	Lap Speed
1	1:44.612	1:44.612	72.267
2	3:20.297	1:35.685	79.009
3	4:56.024	1:35.727	78.975
4	6:31.478	1:35.454	79.200
5	8:07.591	1:36.113	78.657
6	9:41.515	1:33.924	80.491

15 241 Andrew SELLARS

Total Time **9:46.336** Avg Speed **77.362** Behind **34.099**
Best Time **1:35.047** Best Speed **79.540** On **6** Gp **c**

Lap	Elapsed Time	Lap Time	Lap Speed
1	1:44.395	1:44.395	72.417
2	3:23.198	1:38.803	76.516
3	4:59.598	1:36.400	78.423
4	6:35.407	1:35.809	78.907
5	8:11.289	1:35.882	78.847
6	9:46.336	1:35.047	79.540

16 144 Emmett BURKE

Total Time **9:47.256** Avg Speed **77.241** Behind **35.019**
Best Time **1:35.710** Best Speed **78.989** On **2** Gp **b**

Lap	Elapsed Time	Lap Time	Lap Speed
1	1:42.132	1:42.132	74.022
2	3:17.842	1:35.710	78.989
3	4:54.570	1:36.728	78.157
4	6:31.896	1:37.326	77.677
5	8:09.785	1:37.889	77.230
6	9:47.256	1:37.471	77.562



MCUI Ulster
Centre Timing
powered by
e-Laps timing software

www.elaps-timing.com



KDM HIRE COOKSTOWN 100

SUPERBIKE

Race 2 - The Royal Hotel Open B

Saturday, 26 April 2014

DETAILED RESULT



Race Classification

17 80 Phill ARCHER

Total Time **9:54.802** Avg Speed **76.261** Behind **42.565**

Best Time **1:37.762** Best Speed **77.331** On **6** Gp **b**

Lap	Elapsed Time	Lap Time	Lap Speed
1	1:44.190	1:44.190	72.560
2	3:22.126	1:37.936	77.193
3	5:00.361	1:38.235	76.958
4	6:38.741	1:38.380	76.845
5	8:17.040	1:38.299	76.908
6	9:54.802	1:37.762	77.331

18 30 Aron HATCH

Total Time **10:00.295** Avg Speed **75.563** Behind **48.058**

Best Time **1:38.056** Best Speed **77.099** On **5** Gp **c**

Lap	Elapsed Time	Lap Time	Lap Speed
1	1:46.287	1:46.287	71.128
2	3:25.732	1:39.445	76.022
3	5:03.966	1:38.234	76.959
4	6:42.627	1:38.661	76.626
5	8:20.683	1:38.056	77.099
6	10:00.295	1:39.612	75.894

19 131 Robert CAIRNS

Total Time **10:00.608** Avg Speed **75.523** Behind **48.371**

Best Time **1:38.258** Best Speed **76.940** On **5** Gp **c**

Lap	Elapsed Time	Lap Time	Lap Speed
1	1:45.732	1:45.732	71.502
2	3:25.679	1:39.947	75.640
3	5:04.761	1:39.082	76.300
4	6:43.526	1:38.765	76.545
5	8:21.784	1:38.258	76.940
6	10:00.608	1:38.824	76.500

Not Classified

DNF 104 Daley MATHISON

Total Time **6:05.916** Avg Speed **82.642** Behind **2 Laps**

Best Time **1:30.080** Best Speed **83.925** On **4** Gp **a**

Lap	Elapsed Time	Lap Time	Lap Speed
1	1:34.943	1:34.943	79.627
2	3:05.209	1:30.266	83.752
3	4:35.836	1:30.627	83.419
4	6:05.916	1:30.080	83.925



MCUI Ulster
Centre Timing
powered by
e-Laps timing software

www.elaps-timing.com




KDM HIRE COOKSTOWN 100

SUPERBIKE

Race 2 - The Royal Hotel Open B

LAP CHART



1					3					5				
No	Name	G	Elapsed Time	Lap Time	No	Name	G	Elapsed Time	Lap Time	No	Name	G	Elapsed Time	Lap Time
104	Daley MATHISON	a	1:34.943	1:34.943	104	Daley MATHISON	a	4:35.836	1:30.627	29	Richard McLoughlin	b	7:41.398	1:31.047
29	Richard McLoughlin	b	1:36.483	1:36.483	29	Richard McLoughlin	b	4:39.673	1:31.095	72	Gareth KEYS	a	7:45.796	1:32.104
8	Anthony McColgan	a	1:37.010	1:37.010	72	Gareth KEYS	a	4:41.353	1:31.781	8	Anthony McColgan	a	7:46.158	1:31.934
101	Shane EGAN	a	1:38.221	1:38.221	8	Anthony McColgan	a	4:42.058	1:32.653	101	Shane EGAN	a	7:46.990	1:32.245
72	Gareth KEYS	a	1:38.438	1:38.438	101	Shane EGAN	a	4:42.614	1:31.966	63	Tom ROBINSON	a	7:47.212	1:32.276
63	Tom ROBINSON	a	1:38.855	1:38.855	63	Tom ROBINSON	a	4:42.811	1:31.891	91	James NEESOM	a	7:49.185	1:32.142
55	Scott CAMPBELL	b	1:39.242	1:39.242	91	James NEESOM	a	4:45.165	1:32.338	35	Mark GOODINGS	b	7:50.101	1:32.518
21	Paul JORDAN	b	1:39.468	1:39.468	28	Paul GARTLAND	a	4:46.146	1:32.425	28	Paul GARTLAND	a	7:50.928	1:33.039
26	Dennis BOOTH	b	1:39.684	1:39.684	21	Paul JORDAN	b	4:46.570	1:33.739	26	Dennis BOOTH	b	7:54.252	1:33.745
91	James NEESOM	a	1:39.836	1:39.836	35	Mark GOODINGS	b	4:46.772	1:32.792	21	Paul JORDAN	b	7:56.064	1:35.833
35	Mark GOODINGS	b	1:40.172	1:40.172	26	Dennis BOOTH	b	4:47.151	1:32.660	43	Stephen DEGNAN	b	8:00.190	1:34.835
28	Paul GARTLAND	a	1:40.310	1:40.310	43	Stephen DEGNAN	b	4:51.050	1:34.593	34	Colin STEPHENSON	c	8:01.198	1:34.514
43	Stephen DEGNAN	b	1:41.370	1:41.370	55	Scott CAMPBELL	b	4:51.814	1:35.789	55	Scott CAMPBELL	b	8:01.216	1:34.954
144	Emmett BURKE	b	1:42.132	1:42.132	34	Colin STEPHENSON	c	4:52.045	1:34.567	115	Damian HORAN	c	8:07.591	1:36.113
34	Colin STEPHENSON	c	1:42.791	1:42.791	144	Emmett BURKE	b	4:54.570	1:36.728	144	Emmett BURKE	b	8:09.785	1:37.889
80	Phill ARCHER	b	1:44.190	1:44.190	115	Damian HORAN	c	4:56.024	1:35.727	241	Andrew SELLARS	c	8:11.289	1:35.882
241	Andrew SELLARS	c	1:44.395	1:44.395	241	Andrew SELLARS	c	4:59.598	1:36.400	80	Phill ARCHER	b	8:17.040	1:38.299
115	Damian HORAN	c	1:44.612	1:44.612	80	Phill ARCHER	b	5:00.361	1:38.235	30	Aron HATCH	c	8:20.683	1:38.056
131	Robert CAIRNS	c	1:45.732	1:45.732	30	Aron HATCH	c	5:03.966	1:38.234	131	Robert CAIRNS	c	8:21.784	1:38.258
30	Aron HATCH	c	1:46.287	1:46.287	131	Robert CAIRNS	c	5:04.761	1:39.082					

2					4					6				
No	Name	G	Elapsed Time	Lap Time	No	Name	G	Elapsed Time	Lap Time	No	Name	G	Elapsed Time	Lap Time
104	Daley MATHISON	a	3:05.209	1:30.266	104	Daley MATHISON	a	6:05.916	1:30.080	29	Richard McLoughlin	b	9:12.237	1:30.839
29	Richard McLoughlin	b	3:08.578	1:32.095	29	Richard McLoughlin	b	6:10.351	1:30.678	72	Gareth KEYS	a	9:17.772	1:31.976
8	Anthony McColgan	a	3:09.405	1:32.395	72	Gareth KEYS	a	6:13.692	1:32.339	8	Anthony McColgan	a	9:18.087	1:31.929
72	Gareth KEYS	a	3:09.572	1:31.134	8	Anthony McColgan	a	6:14.224	1:32.166	63	Tom ROBINSON	a	9:19.643	1:32.431
101	Shane EGAN	a	3:10.648	1:32.427	101	Shane EGAN	a	6:14.745	1:32.131	63	Tom ROBINSON	a	9:19.643	1:32.431
63	Tom ROBINSON	a	3:10.920	1:32.065	63	Tom ROBINSON	a	6:14.936	1:32.125	101	Shane EGAN	a	9:19.774	1:32.784
91	James NEESOM	a	3:12.827	1:32.991	91	James NEESOM	a	6:17.043	1:31.878	35	Mark GOODINGS	b	9:21.072	1:30.971
21	Paul JORDAN	b	3:12.831	1:33.363	35	Mark GOODINGS	b	6:17.583	1:30.811	91	James NEESOM	a	9:21.254	1:32.069
28	Paul GARTLAND	a	3:13.721	1:33.411	28	Paul GARTLAND	a	6:17.889	1:31.743	28	Paul GARTLAND	a	9:24.013	1:33.085
35	Mark GOODINGS	b	3:13.980	1:33.808	28	Paul GARTLAND	a	6:17.889	1:31.743	26	Dennis BOOTH	b	9:26.637	1:32.385
26	Dennis BOOTH	b	3:14.491	1:34.807	21	Paul JORDAN	b	6:20.231	1:33.661	21	Paul JORDAN	b	9:30.519	1:34.455
55	Scott CAMPBELL	b	3:16.025	1:36.783	26	Dennis BOOTH	b	6:20.507	1:33.356	43	Stephen DEGNAN	b	9:34.566	1:34.376
43	Stephen DEGNAN	b	3:16.457	1:35.087	43	Stephen DEGNAN	b	6:25.355	1:34.305	55	Scott CAMPBELL	b	9:34.804	1:33.588
34	Colin STEPHENSON	c	3:17.478	1:34.687	55	Scott CAMPBELL	b	6:26.262	1:34.448	34	Colin STEPHENSON	c	9:35.505	1:34.307
144	Emmett BURKE	b	3:17.842	1:35.710	34	Colin STEPHENSON	c	6:26.684	1:34.639	115	Damian HORAN	c	9:41.515	1:33.924
115	Damian HORAN	c	3:20.297	1:35.685	115	Damian HORAN	c	6:31.478	1:35.454	241	Andrew SELLARS	c	9:46.336	1:35.047
80	Phill ARCHER	b	3:22.126	1:37.936	144	Emmett BURKE	b	6:31.896	1:37.326	144	Emmett BURKE	b	9:47.256	1:37.471
241	Andrew SELLARS	c	3:23.198	1:38.803	241	Andrew SELLARS	c	6:35.407	1:35.809	80	Phill ARCHER	b	9:54.802	1:37.762
131	Robert CAIRNS	c	3:25.679	1:39.947	80	Phill ARCHER	b	6:38.741	1:38.380	30	Aron HATCH	c	10:00.295	1:39.612
30	Aron HATCH	c	3:25.732	1:39.445	30	Aron HATCH	c	6:42.627	1:38.661	131	Robert CAIRNS	c	10:00.608	1:38.824

KDM HIRE COOKSTOWN 100

SUPERBIKE

Race 19 - KDM Hire Cookstown 100 B


Saturday, 26 April 2014



Pos	Class	No	Name	Machine / Sponsor	Gp	Laps	Total Time	Behind	Speed	-----Best Lap-----		
										Time	Speed	On
Race Classification												
1	SBKR	72	Gareth KEYS	BMW - HKR / Mototech	a	6	9:11.635		82.228	1:29.651	84.327	4
2	SBKR	101	Shane EGAN	Suzuki 750	a	6	9:12.074	0.439	82.163	1:30.860	83.205	3
3	SBKR	8	Anthony McCOLGAN	Honda	a	6	9:12.628	0.993	82.081	1:30.019	83.982	5
4	SBKR	63	Tom ROBINSON	Kawasaki 600	a	6	9:13.016	1.381	82.023	1:30.143	83.867	5
5	SBKR	91	James NEESOM	Kawasaki 600	a	6	9:14.827	3.192	81.755	1:30.633	83.413	6
6	SBKR	29	Richard McLOUGHLIN	Honda	b	6	9:18.593	6.958	81.204	1:30.590	83.453	4
7	SBKR	28	Paul GARTLAND	Suzuki 600 - Hotties	a	6	9:18.629	6.994	81.199	1:31.331	82.776	5
8	SBKR	115	Damian HORAN	Suzuki 750 - Horan Racing	b	6	9:29.741	18.106	79.615	1:33.112	81.193	5
9	SBKR	241	Andrew SELLARS	Honda	c	6	9:38.884	27.249	78.358	1:34.662	79.863	6
10	SBKR	117	Gary MILLER	Suzuki	b	6	9:42.410	30.775	77.883	1:35.267	79.356	3
11	SBKR	144	Emmett BURKE	Honda 600 - Sunflame	b	6	9:45.467	33.832	77.477	1:35.793	78.920	5
12	SBKR	43	Stephen DEGNAN	Suzuki	b	6	9:48.689	37.054	77.053	1:33.942	80.475	2
13	SBKR	68	Gareth EVANS	Suzuki - Joe Evans Garage	c	6	9:59.067	47.432	75.718	1:36.439	78.392	2
Fastest Lap												
	SBKR	72	Gareth KEYS	BMW - HKR / Mototech	a					1:29.651	84.327	4
Not Classified												
DNF	SBKR	35	Mark GOODINGS	Kawasaki - IPG Racing	b	5	7:54.534	1 Lap	79.657	1:31.026	83.053	4
DNF	SBKR	55	Scott CAMPBELL	Yamaha 600 - Ian Bell Motorcycles	b	3	4:47.923	3 Laps	78.771	1:33.930	80.485	3

Provisional result to be confirmed by the Stewards of the Meeting subject to completion of technical inspections & the time limit for protests

Page 1 / 1

Circuit	Orritor	Signed		Organising Club	Cookstown & District MCC
Length(miles)	2.1000		Chief Timekeeper	Race Started	18:00
Weather	Cloudy	Issued At:	18:14	Gp Time Diff - b 10.82 / c 22.25	
Track	Dry				

KDM HIRE COOKSTOWN 100

SUPERBIKE

Race 19 - KDM Hire Cookstown 100 B

Saturday, 26 April 2014

DETAILED RESULT



Race Classification

1 72 Gareth KEYS

Total Time **9:11.635** Avg Speed **82.228** Behind
Best Time **1:29.651** Best Speed **84.327** On **4** Gp **a**

Lap	Elapsed Time	Lap Time	Lap Speed
1	1:37.341	1:37.341	77.665
2	3:09.166	1:31.825	82.331
3	4:39.774	1:30.608	83.436
4	6:09.425	1:29.651	84.327
5	7:40.477	1:31.052	83.029
6	9:11.635	1:31.158	82.933

2 101 Shane EGAN

Total Time **9:12.074** Avg Speed **82.163** Behind **0.439**
Best Time **1:30.860** Best Speed **83.205** On **3** Gp **a**

Lap	Elapsed Time	Lap Time	Lap Speed
1	1:35.536	1:35.536	79.132
2	3:06.920	1:31.384	82.728
3	4:37.780	1:30.860	83.205
4	6:08.867	1:31.087	82.998
5	7:40.333	1:31.466	82.654
6	9:12.074	1:31.741	82.406

3 8 Anthony McCOLGAN

Total Time **9:12.628** Avg Speed **82.081** Behind **0.993**
Best Time **1:30.019** Best Speed **83.982** On **5** Gp **a**

Lap	Elapsed Time	Lap Time	Lap Speed
1	1:36.764	1:36.764	78.128
2	3:09.087	1:32.323	81.886
3	4:40.830	1:31.743	82.404
4	6:11.848	1:31.018	83.060
5	7:41.867	1:30.019	83.982
6	9:12.628	1:30.761	83.296

4 63 Tom ROBINSON

Total Time **9:13.016** Avg Speed **82.023** Behind **1.381**
Best Time **1:30.143** Best Speed **83.867** On **5** Gp **a**

Lap	Elapsed Time	Lap Time	Lap Speed
1	1:38.103	1:38.103	77.062
2	3:09.927	1:31.824	82.331
3	4:41.540	1:31.613	82.521
4	6:12.715	1:31.175	82.917
5	7:42.858	1:30.143	83.867
6	9:13.016	1:30.158	83.853

Race Classification

5 91 James NEESOM

Total Time **9:14.827** Avg Speed **81.755** Behind **3.192**
Best Time **1:30.633** Best Speed **83.413** On **6** Gp **a**

Lap	Elapsed Time	Lap Time	Lap Speed
1	1:37.856	1:37.856	77.256
2	3:09.745	1:31.889	82.273
3	4:41.282	1:31.537	82.590
4	6:12.535	1:31.253	82.847
5	7:44.194	1:31.659	82.480
6	9:14.827	1:30.633	83.413

6 29 Richard McLOUGHLIN

Total Time **9:18.593** Avg Speed **81.204** Behind **6.958**
Best Time **1:30.590** Best Speed **83.453** On **4** Gp **b**

Lap	Elapsed Time	Lap Time	Lap Speed
1	1:38.595	1:38.595	76.677
2	3:10.937	1:32.342	81.870
3	4:41.941	1:31.004	83.073
4	6:12.531	1:30.590	83.453
5	7:45.061	1:32.530	81.703
6	9:18.593	1:33.532	80.828

7 28 Paul GARTLAND

Total Time **9:18.629** Avg Speed **81.199** Behind **6.994**
Best Time **1:31.331** Best Speed **82.776** On **5** Gp **a**

Lap	Elapsed Time	Lap Time	Lap Speed
1	1:38.711	1:38.711	76.587
2	3:10.835	1:32.124	82.063
3	4:42.376	1:31.541	82.586
4	6:13.885	1:31.509	82.615
5	7:45.216	1:31.331	82.776
6	9:18.629	1:33.413	80.931

8 115 Damian HORAN

Total Time **9:29.741** Avg Speed **79.615** Behind **18.106**
Best Time **1:33.112** Best Speed **81.193** On **5** Gp **b**

Lap	Elapsed Time	Lap Time	Lap Speed
1	1:41.660	1:41.660	74.366
2	3:15.730	1:34.070	80.366
3	4:49.296	1:33.566	80.799
4	6:23.464	1:34.168	80.282
5	7:56.576	1:33.112	81.193
6	9:29.741	1:33.165	81.146



MCUI Ulster
Centre Timing
powered by
e-Laps timing software

www.elaps-timing.com




KDM HIRE COOKSTOWN 100

SUPERBIKE

Race 19 - KDM Hire Cookstown 100 B

Saturday, 26 April 2014

DETAILED RESULT



Race Classification

9 241 Andrew SELLARS

Total Time **9:38.884** Avg Speed **78.358** Behind **27.249**

Best Time **1:34.662** Best Speed **79.863** On **6** Gp **c**

Lap	Elapsed Time	Lap Time	Lap Speed
1	1:42.059	1:42.059	74.075
2	3:18.340	1:36.281	78.520
3	4:53.985	1:35.645	79.042
4	6:29.127	1:35.142	79.460
5	8:04.222	1:35.095	79.499
6	9:38.884	1:34.662	79.863

10 117 Gary MILLER

Total Time **9:42.410** Avg Speed **77.883** Behind **30.775**

Best Time **1:35.267** Best Speed **79.356** On **3** Gp **b**

Lap	Elapsed Time	Lap Time	Lap Speed
1	1:43.194	1:43.194	73.260
2	3:18.828	1:35.634	79.051
3	4:54.095	1:35.267	79.356
4	6:30.337	1:36.242	78.552
5	8:06.545	1:36.208	78.580
6	9:42.410	1:35.865	78.861

11 144 Emmett BURKE

Total Time **9:45.467** Avg Speed **77.477** Behind **33.832**

Best Time **1:35.793** Best Speed **78.920** On **5** Gp **b**

Lap	Elapsed Time	Lap Time	Lap Speed
1	1:42.653	1:42.653	73.646
2	3:20.437	1:37.784	77.313
3	4:57.001	1:36.564	78.290
4	6:33.796	1:36.795	78.103
5	8:09.589	1:35.793	78.920
6	9:45.467	1:35.878	78.850

12 43 Stephen DEGNAN

Total Time **9:48.689** Avg Speed **77.053** Behind **37.054**

Best Time **1:33.942** Best Speed **80.475** On **2** Gp **b**

Lap	Elapsed Time	Lap Time	Lap Speed
1	1:40.461	1:40.461	75.253
2	3:14.403	1:33.942	80.475
3	5:04.256	1:49.853	68.819
4	6:38.650	1:34.394	80.090
5	8:12.990	1:34.340	80.136
6	9:48.689	1:35.699	78.998

Race Classification

13 68 Gareth EVANS

Total Time **9:59.067** Avg Speed **75.718** Behind **47.432**

Best Time **1:36.439** Best Speed **78.392** On **2** Gp **c**

Lap	Elapsed Time	Lap Time	Lap Speed
1	1:43.500	1:43.500	73.043
2	3:19.939	1:36.439	78.392
3	4:57.523	1:37.584	77.472
4	6:36.584	1:39.061	76.317
5	8:16.515	1:39.931	75.652
6	9:59.067	1:42.552	73.719

Not Classified

DNF 35 Mark GOODINGS

Total Time **7:54.534** Avg Speed **79.657** Behind **1 Lap**

Best Time **1:31.026** Best Speed **83.053** On **4** Gp **b**

Lap	Elapsed Time	Lap Time	Lap Speed
1	1:37.978	1:37.978	77.160
2	3:09.644	1:31.666	82.473
3	4:41.015	1:31.371	82.740
4	6:12.041	1:31.026	83.053
5	7:54.534	1:42.493	73.761

DNF 55 Scott CAMPBELL

Total Time **4:47.923** Avg Speed **78.771** Behind **3 Laps**

Best Time **1:33.930** Best Speed **80.485** On **3** Gp **b**

Lap	Elapsed Time	Lap Time	Lap Speed
1	1:39.844	1:39.844	75.718
2	3:13.993	1:34.149	80.298
3	4:47.923	1:33.930	80.485



MCUI Ulster
Centre Timing
powered by
e-Laps timing software

www.elaps-timing.com




KDM HIRE COOKSTOWN 100

SUPERBIKE

Race 19 - KDM Hire Cookstown 100 B

LAP CHART



1				
No	Name	G	Elapsed Time	Lap Time
101	Shane EGAN	a	1:35.536	1:35.536
8	Anthony McCOLGAN	a	1:36.764	1:36.764
72	Gareth KEYS	a	1:37.341	1:37.341
91	James NEESOM	a	1:37.856	1:37.856
35	Mark GOODINGS	b	1:37.978	1:37.978
63	Tom ROBINSON	a	1:38.103	1:38.103
29	Richard McLOUGHLIN	b	1:38.595	1:38.595
28	Paul GARTLAND	a	1:38.711	1:38.711
55	Scott CAMPBELL	b	1:39.844	1:39.844
43	Stephen DEGNAN	b	1:40.461	1:40.461
115	Damian HORAN	b	1:41.660	1:41.660
241	Andrew SELLARS	c	1:42.059	1:42.059
144	Emmett BURKE	b	1:42.653	1:42.653
117	Gary MILLER	b	1:43.194	1:43.194
68	Gareth EVANS	c	1:43.500	1:43.500

2				
No	Name	G	Elapsed Time	Lap Time
101	Shane EGAN	a	3:06.920	1:31.384
8	Anthony McCOLGAN	a	3:09.087	1:32.323
72	Gareth KEYS	a	3:09.166	1:31.825
35	Mark GOODINGS	b	3:09.644	1:31.666
91	James NEESOM	a	3:09.745	1:31.889
63	Tom ROBINSON	a	3:09.927	1:31.824
28	Paul GARTLAND	a	3:10.835	1:32.124
29	Richard McLOUGHLIN	b	3:10.937	1:32.342
55	Scott CAMPBELL	b	3:13.993	1:34.149
43	Stephen DEGNAN	b	3:14.403	1:33.942
115	Damian HORAN	b	3:15.730	1:34.070
241	Andrew SELLARS	c	3:18.340	1:36.281
117	Gary MILLER	b	3:18.828	1:35.634
68	Gareth EVANS	c	3:19.939	1:36.439
144	Emmett BURKE	b	3:20.437	1:37.784

3				
No	Name	G	Elapsed Time	Lap Time
101	Shane EGAN	a	4:37.780	1:30.860
72	Gareth KEYS	a	4:39.774	1:30.608
8	Anthony McCOLGAN	a	4:40.830	1:31.743
35	Mark GOODINGS	b	4:41.015	1:31.371
91	James NEESOM	a	4:41.282	1:31.537
63	Tom ROBINSON	a	4:41.540	1:31.613
29	Richard McLOUGHLIN	b	4:41.941	1:31.004
28	Paul GARTLAND	a	4:42.376	1:31.541
55	Scott CAMPBELL	b	4:47.923	1:33.930
115	Damian HORAN	b	4:49.296	1:33.566
241	Andrew SELLARS	c	4:53.985	1:35.645
117	Gary MILLER	b	4:54.095	1:35.267
144	Emmett BURKE	b	4:57.001	1:36.564
68	Gareth EVANS	c	4:57.523	1:37.584
43	Stephen DEGNAN	b	5:04.256	1:49.853

4				
No	Name	G	Elapsed Time	Lap Time
101	Shane EGAN	a	6:08.867	1:31.087
72	Gareth KEYS	a	6:09.425	1:29.651
8	Anthony McCOLGAN	a	6:11.848	1:31.018
35	Mark GOODINGS	b	6:12.041	1:31.026
29	Richard McLOUGHLIN	b	6:12.531	1:30.590
91	James NEESOM	a	6:12.535	1:31.253
63	Tom ROBINSON	a	6:12.715	1:31.175
28	Paul GARTLAND	a	6:13.885	1:31.509
115	Damian HORAN	b	6:23.464	1:34.168
241	Andrew SELLARS	c	6:29.127	1:35.142
117	Gary MILLER	b	6:30.337	1:36.242
144	Emmett BURKE	b	6:33.796	1:36.795
68	Gareth EVANS	c	6:36.584	1:39.061
43	Stephen DEGNAN	b	6:38.650	1:34.394

5				
No	Name	G	Elapsed Time	Lap Time
101	Shane EGAN	a	7:40.333	1:31.466
72	Gareth KEYS	a	7:40.477	1:31.052
8	Anthony McCOLGAN	a	7:41.867	1:30.019
63	Tom ROBINSON	a	7:42.858	1:30.143
91	James NEESOM	a	7:44.194	1:31.659
29	Richard McLOUGHLIN	b	7:45.061	1:32.530
28	Paul GARTLAND	a	7:45.216	1:31.331
35	Mark GOODINGS	b	7:54.534	1:42.493
115	Damian HORAN	b	7:56.576	1:33.112
241	Andrew SELLARS	c	8:04.222	1:35.095
117	Gary MILLER	b	8:06.545	1:36.208
144	Emmett BURKE	b	8:09.589	1:35.793
43	Stephen DEGNAN	b	8:12.990	1:34.340
68	Gareth EVANS	c	8:16.515	1:39.931

6				
No	Name	G	Elapsed Time	Lap Time
72	Gareth KEYS	a	9:11.635	1:31.158
101	Shane EGAN	a	9:12.074	1:31.741
8	Anthony McCOLGAN	a	9:12.628	1:30.761
63	Tom ROBINSON	a	9:13.016	1:30.158
91	James NEESOM	a	9:14.827	1:30.633
29	Richard McLOUGHLIN	b	9:18.593	1:33.532
28	Paul GARTLAND	a	9:18.629	1:33.413
115	Damian HORAN	b	9:29.741	1:33.165
241	Andrew SELLARS	c	9:38.884	1:34.662
117	Gary MILLER	b	9:42.410	1:35.865
144	Emmett BURKE	b	9:45.467	1:35.878
43	Stephen DEGNAN	b	9:48.689	1:35.699
68	Gareth EVANS	c	9:59.067	1:42.552