




COOKSTOWN 100

Friday 26th & Saturday 27th April 2013

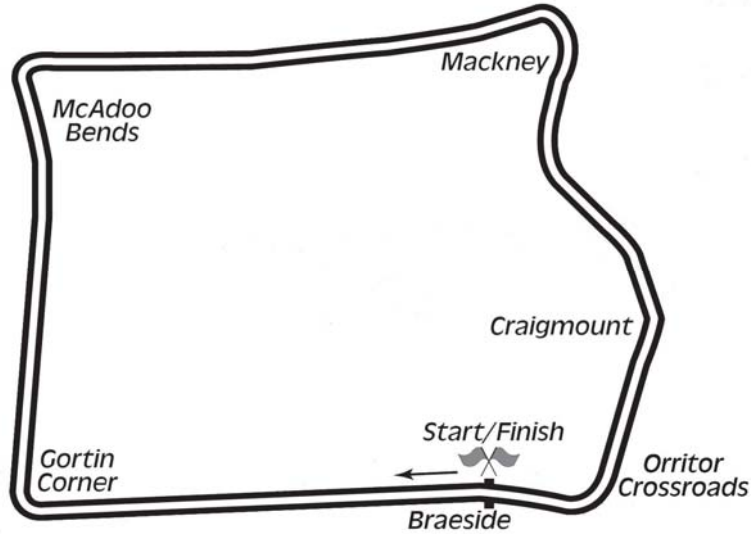
promoted by Cookstown & District MCC
www.cookstown100.com



& THE BRAESIDE BAR & RESTAURANT
SENIOR SUPPORT



Orritor Circuit 2.1 miles



LAP RECORDS

Class	Rider	Machine	m	s	mph	Year
125cc	William Dunlop	Honda	1	34.755	79.785	2010
Moto 3	Barry Davidson	Honda 250	1	39.075	76.306	2012
Moto 450	Ryan Farquhar	Kawasaki	1	35.432	79.219	2012
250cc	William Dunlop	Honda	1	29.658	84.320	2009
Supersport 400	Ryan Farquhar	Kawasaki	1	36.97	77.962	2003
Supertwins	Ryan Farquhar	Kawasaki 650	1	30.636	83.411	2012
Supersport	Michael Dunlop	Yamaha	1	24.783	89.169	2011
Superbike	Guy Martin	Suzuki	1	23.139	90.932	2011
Senior Support	Gary Robinson	Yamaha 600	1	29.956	84.041	2007
Junior Support	Ciaran Donnelly	Honda 250	1	35.932	78.806	2011
Classic 1000cc	Wattie Brown	Norton 920	1	40.273	75.394	2006
Classic 500cc	Neill McWhirter	Norton	1	41.491	74.489	2010
Classic 350cc	Paul Coward	Honda	1	43.421	73.099	2004
Classic 250cc	Geoff McMullan	Suzuki	1	47.294	70.461	2006

MOST WINS at COOKSTOWN 100

Ryan Farquhar	26	1996 - 12
Ray McCullough	14	1967 - 79
Joey Dunlop	11	1977 - 98
Robert Dunlop	11	1985 - 08
Phillip McCallen	10	1987 - 96
Courtney Junk	8	1974 - 83
Mervyn Elwood	8	1987 - 97
William Dunlop	8	2006 - 12
Noel Hudson	7	1975 - 95
Bill Swallow	7	1987 - 00
Darran Lindsay	7	2000 - 05

ALL TIME IRISH ROAD RACE WINNERS (after Killalane Road Race 2012)

Most Wins at All Irish Road Race Meetings

1.	Ryan Farquhar	199	1995-12
2.	Joey Dunlop	156	1971-00
3.	Robert Dunlop	135	1980-08
4.	Ray McCullough	109	1960-82
	Phillip McCallen	109	1987-99
6.	William Dunlop	81	2005-12
7.	Brian Reid	78	1980-94
8.	Darran Lindsay	75	1999-06
9.	Michael Dunlop	67	2006-12
10.	James Courtney	66	1992-99

KDM Hire Cookstown 100

SENIOR SUPPORT

Senior Support Group A Qualifying


Friday, 26 April 2013



Pos	Class	No	Name	Machine / Sponsor	----- Best Lap -----			On	Laps
					Time	Behind	Speed		
Qualifying Classification									
1	SSEN	12	William MONIE	Yamaha 600	1:34.545		79.962	3	5
2	SSEN	43	Robbie LYALL	Suzuki 600	1:35.812	1.267	78.905	5	5
3	SSEN	10	Andy LAWSON	Kawasaki 600	1:35.929	1.384	78.808	4	5
4	SSEN	9	Gavin LUPTON	Suzuki 750	1:36.640	2.095	78.228	5	5
5	SSEN	30	Aron HATCH	Suzuki 750 - Mongey Transport	1:36.732	2.187	78.154	5	5
6	SSEN	36	Mark HANNA	Triumph 675 - Roy Hanna Motors	1:36.789	2.244	78.108	5	5
7	SSEN	14	Rodney LITTLE	Yamaha 600	1:39.718	5.173	75.814	4	5
8	SSEN	11	John CAHILL	Suzuki 750	1:39.858	5.313	75.708	5	5
9	SSEN	7	Brian COOMEY	Yamaha 600	1:40.763	6.218	75.028	5	5
10	SSEN	41	Nige REA	Yamaha 600	1:43.172	8.627	73.276	3	5
11	SSEN	33	David HOWARD	Yamaha 600	1:43.906	9.361	72.758	4	4
12	SSEN	3	Davide ANSALDI	Yamaha 600 - Superstite Racing	1:44.940	10.395	72.041	3	5
13	SSEN	17	Sarah BOYES	Honda 600 - Mugs4u.com	1:49.578	15.033	68.992	4	5
14	SSEN	32	Aaron BOYD	Suzuki 600 - Team Miserable	1:49.838	15.293	68.829	3	5
15	SSEN	2	Scott PREECE	Honda 600	1:49.887	15.342	68.798	4	5
16	SSEN	34	Yvonne MONTGOMERY	Suzuki 600	1:53.266	18.721	66.745	5	5
17	SSEN	31	Robert CAIRNS	Suzuki 750 - LR Tyres Racing	1:53.346	18.801	66.698	5	5
18	SSEN	18	Stuart ROBB	Honda 600	1:55.073	20.528	65.697	5	5

Provisional result to be confirmed by the Stewards of the Meeting subject to completion of technical inspections & the time limit for protests

Page 1 / 1

Circuit	Orritor	Signed		Organising Club	Cookstown & District MCC
Length(miles)	2.1000		Chief Timekeeper	Qualifying Started	16:45
Weather	Cloudy	Issued At:	16:57		
Track	Dry				

KDM Hire Cookstown 100

SENIOR SUPPORT

Senior Support Group A Qualifying

Friday, 26 April 2013

DETAILED RESULT



Qualifying Classification

Position

1 12 William MONIE

Behind

Best Time **1:34.545** Best Speed **79.962** On **3** Gp **a**

Lap	Elapsed Time	Lap Time	Lap Speed
1	2:45.318	2:45.318	45.730
2	4:24.562	1:39.244	76.176
3	5:59.107	1:34.545	79.962
4	7:34.639	1:35.532	79.136
5	9:10.241	1:35.602	79.078

2 43 Robbie LYALL

Behind **1.267**

Best Time **1:35.812** Best Speed **78.905** On **5** Gp **a**

Lap	Elapsed Time	Lap Time	Lap Speed
1	3:12.711	3:12.711	39.230
2	4:59.843	1:47.132	70.567
3	6:38.918	1:39.075	76.306
4	8:18.908	1:39.990	75.608
5	9:54.720	1:35.812	78.905

3 10 Andy LAWSON

Behind **1.384**

Best Time **1:35.929** Best Speed **78.808** On **4** Gp **a**

Lap	Elapsed Time	Lap Time	Lap Speed
1	2:37.696	2:37.696	47.940
2	4:19.207	1:41.511	74.475
3	5:55.860	1:36.653	78.218
4	7:31.789	1:35.929	78.808
5	9:07.878	1:36.089	78.677

4 9 Gavin LUPTON

Behind **2.095**

Best Time **1:36.640** Best Speed **78.228** On **5** Gp **a**

Lap	Elapsed Time	Lap Time	Lap Speed
1	3:02.688	3:02.688	41.382
2	4:44.849	1:42.161	74.001
3	6:24.356	1:39.507	75.975
4	8:01.413	1:37.057	77.892
5	9:38.053	1:36.640	78.228

Qualifying Classification

Position

5 30 Aron HATCH

Behind **2.187**

Best Time **1:36.732** Best Speed **78.154** On **5** Gp **a**

Lap	Elapsed Time	Lap Time	Lap Speed
1	2:37.986	2:37.986	47.852
2	4:18.440	1:40.454	75.258
3	5:57.571	1:39.131	76.263
4	7:35.370	1:37.799	77.301
5	9:12.102	1:36.732	78.154

6 36 Mark HANNA

Behind **2.244**

Best Time **1:36.789** Best Speed **78.108** On **5** Gp **a**

Lap	Elapsed Time	Lap Time	Lap Speed
1	3:02.754	3:02.754	41.367
2	4:43.866	1:41.112	74.769
3	6:24.602	1:40.736	75.048
4	8:01.621	1:37.019	77.923
5	9:38.410	1:36.789	78.108

7 14 Rodney LITTLE

Behind **5.173**

Best Time **1:39.718** Best Speed **75.814** On **4** Gp **a**

Lap	Elapsed Time	Lap Time	Lap Speed
1	2:51.581	2:51.581	44.061
2	4:35.078	1:43.497	73.046
3	6:17.622	1:42.544	73.724
4	7:57.340	1:39.718	75.814
5	9:37.500	1:40.160	75.479

8 11 John CAHILL

Behind **5.313**

Best Time **1:39.858** Best Speed **75.708** On **5** Gp **a**

Lap	Elapsed Time	Lap Time	Lap Speed
1	2:50.329	2:50.329	44.385
2	4:30.418	1:40.089	75.533
3	6:11.308	1:40.890	74.933
4	7:51.911	1:40.603	75.147
5	9:31.769	1:39.858	75.708

KDM Hire Cookstown 100

SENIOR SUPPORT

Senior Support Group A Qualifying

Friday, 26 April 2013

DETAILED RESULT



Qualifying Classification

Position

9 7 Brian COOMEY

Behind 6.218

Best Time 1:40.763 Best Speed 75.028 On 5 Gp a

Lap	Elapsed Time	Lap Time	Lap Speed
1	3:09.806	3:09.806	39.830
2	4:52.518	1:42.712	73.604
3	6:35.398	1:42.880	73.484
4	8:17.074	1:41.676	74.354
5	9:57.837	1:40.763	75.028

10 41 Nige REA

Behind 8.627

Best Time 1:43.172 Best Speed 73.276 On 3 Gp a

Lap	Elapsed Time	Lap Time	Lap Speed
1	2:39.954	2:39.954	47.264
2	4:24.387	1:44.433	72.391
3	6:07.559	1:43.172	73.276
4	7:51.660	1:44.101	72.622
5	9:35.699	1:44.039	72.665

11 33 David HOWARD

Behind 9.361

Best Time 1:43.906 Best Speed 72.758 On 4 Gp a

Lap	Elapsed Time	Lap Time	Lap Speed
1	3:50.010	3:50.010	32.868
2	5:38.346	1:48.336	69.783
3	7:24.265	1:45.919	71.375
4	9:08.171	1:43.906	72.758

12 3 Davide ANSALDI

Behind 10.395

Best Time 1:44.940 Best Speed 72.041 On 3 Gp a

Lap	Elapsed Time	Lap Time	Lap Speed
1	3:05.705	3:05.705	40.710
2	4:51.252	1:45.547	71.627
3	6:36.192	1:44.940	72.041
4	8:23.865	1:47.673	70.213
5	10:10.368	1:46.503	70.984

Qualifying Classification

Position

13 17 Sarah BOYES

Behind 15.033

Best Time 1:49.578 Best Speed 68.992 On 4 Gp a

Lap	Elapsed Time	Lap Time	Lap Speed
1	3:15.467	3:15.467	38.677
2	5:08.167	1:52.700	67.081
3	6:58.448	1:50.281	68.552
4	8:48.026	1:49.578	68.992
5	10:38.215	1:50.189	68.609

14 32 Aaron BOYD

Behind 15.293

Best Time 1:49.838 Best Speed 68.829 On 3 Gp a

Lap	Elapsed Time	Lap Time	Lap Speed
1	2:53.077	2:53.077	43.680
2	4:43.299	1:50.222	68.589
3	6:33.137	1:49.838	68.829
4	8:23.434	1:50.297	68.542
5	10:14.631	1:51.197	67.987

15 2 Scott PREECE

Behind 15.342

Best Time 1:49.887 Best Speed 68.798 On 4 Gp a

Lap	Elapsed Time	Lap Time	Lap Speed
1	2:40.889	2:40.889	46.989
2	4:43.690	2:02.801	61.563
3	6:33.791	1:50.101	68.664
4	8:23.678	1:49.887	68.798
5	10:14.851	1:51.173	68.002

16 34 Yvonne MONTGOMERY

Behind 18.721

Best Time 1:53.266 Best Speed 66.745 On 5 Gp a

Lap	Elapsed Time	Lap Time	Lap Speed
1	3:13.758	3:13.758	39.018
2	5:12.022	1:58.264	63.925
3	7:08.948	1:56.926	64.656
4	9:03.768	1:54.820	65.842
5	10:57.034	1:53.266	66.745

KDM Hire Cookstown 100

SENIOR SUPPORT

Senior Support Group A Qualifying

Friday, 26 April 2013

DETAILED RESULT



Qualifying Classification

Position

17 31 Robert CAIRNS

Behind 18.801

Best Time 1:53.346 Best Speed 66.698 On 5 Gp a

Lap	Elapsed Time	Lap Time	Lap Speed
1	3:10.919	3:10.919	39.598
2	5:09.531	1:58.612	63.737
3	7:07.109	1:57.578	64.298
4	9:03.658	1:56.549	64.865
5	10:57.004	1:53.346	66.698

18 18 Stuart ROBB

Behind 20.528

Best Time 1:55.073 Best Speed 65.697 On 5 Gp a

Lap	Elapsed Time	Lap Time	Lap Speed
1	3:09.962	3:09.962	39.797
2	5:09.050	1:59.088	63.482
3	7:06.641	1:57.591	64.291
4	9:03.258	1:56.617	64.828
5	10:58.331	1:55.073	65.697

KDM Hire Cookstown 100

SENIOR SUPPORT

Senior Support Group B Qualifying


Friday, 26 April 2013



Pos	Class	No	Name	Machine / Sponsor	----- Best Lap -----			Laps
					Time	Behind	Speed	
Qualifying Classification								
1	SSEN	73	James KELLY	Honda 600 - Lifewest	1:40.037		75.572	5
2	SSEN	101	Shane EGAN	Suzuki 750	1:40.057	0.020	75.557	6
3	SSEN	191	Jarvis NEESOM	Triumph 675	1:42.203	2.166	73.970	5
4	SSEN	63	Tom ROBINSON	Honda 600	1:43.009	2.972	73.392	6
5	SSEN	97	William HARA	Yamaha 600 - New Look Blinds	1:43.154	3.117	73.288	5
6	SSEN	87	Ian SIMPSON	Yamaha 600	1:43.760	3.723	72.860	5
7	SSEN	60	George SCOTT	Honda 600	1:45.600	5.563	71.591	6
8	SSEN	80	Thomas MAXWELL	Honda 600 - Rapid Tyres	1:46.489	6.452	70.993	5
9	SSEN	64	Trevor REID	Kawasaki 600 - AWT	1:46.963	6.926	70.679	5
10	SSEN	241	Andrew SELLARS	Honda 600	1:47.080	7.043	70.601	5
11	SSEN	72	Connor BEHAN	Kawasaki 636 - KMR Vauxhall Dealers NI	1:47.656	7.619	70.224	4
12	SSEN	38	Derek WILKIE	Triumph 675	1:48.364	8.327	69.765	5
13	SSEN	81	Julian KIRK	Yamaha 600	1:54.189	14.152	66.206	4
14	SSEN	142	Stuart RAYNER	Kawasaki 600	1:59.197	19.160	63.424	5

Provisional result to be confirmed by the Stewards of the Meeting subject to completion of technical inspections & the time limit for protests

Page 1 / 1

Circuit	Orritor	Signed		Organising Club	Cookstown & District MCC
Length(miles)	2.1000		Chief Timekeeper	Qualifying Started	16:58
Weather	Sunny	Issued At:	17:11		
Track	Damp / Drying				

KDM Hire Cookstown 100

SENIOR SUPPORT

Senior Support Group B Qualifying

Friday, 26 April 2013

DETAILED RESULT



Qualifying Classification

Position

1 73 James KELLY

Behind

Best Time **1:40.037** Best Speed **75.572** On **5** Gp **a**

Lap	Elapsed Time	Lap Time	Lap Speed
1	3:20.166	3:20.166	37.769
2	5:09.895	1:49.729	68.897
3	6:53.605	1:43.710	72.896
4	8:38.153	1:44.548	72.311
5	10:18.190	1:40.037	75.572

2 101 Shane EGAN

Behind **0.020**

Best Time **1:40.057** Best Speed **75.557** On **5** Gp **a**

Lap	Elapsed Time	Lap Time	Lap Speed
1	2:45.592	2:45.592	45.654
2	4:31.392	1:45.800	71.456
3	6:14.290	1:42.898	73.471
4	7:55.954	1:41.664	74.363
5	9:36.011	1:40.057	75.557
6	11:49.368	2:13.357	56.690

3 191 Jarvis NEESOM

Behind **2.166**

Best Time **1:42.203** Best Speed **73.970** On **5** Gp **a**

Lap	Elapsed Time	Lap Time	Lap Speed
1	3:03.328	3:03.328	41.238
2	4:57.386	1:54.058	66.282
3	6:43.207	1:45.821	71.441
4	8:25.943	1:42.736	73.587
5	10:08.146	1:42.203	73.970

4 63 Tom ROBINSON

Behind **2.972**

Best Time **1:43.009** Best Speed **73.392** On **5** Gp **a**

Lap	Elapsed Time	Lap Time	Lap Speed
1	2:56.977	2:56.977	42.717
2	4:48.554	1:51.577	67.756
3	6:35.225	1:46.671	70.872
4	8:20.197	1:44.972	72.019
5	10:03.206	1:43.009	73.392
6	11:50.884	1:47.678	70.209

Qualifying Classification

Position

5 97 William HARA

Behind **3.117**

Best Time **1:43.154** Best Speed **73.288** On **5** Gp **a**

Lap	Elapsed Time	Lap Time	Lap Speed
1	2:59.178	2:59.178	42.193
2	4:53.591	1:54.413	66.076
3	6:42.895	1:49.304	69.165
4	8:29.683	1:46.788	70.794
5	10:12.837	1:43.154	73.288

6 87 Ian SIMPSON

Behind **3.723**

Best Time **1:43.760** Best Speed **72.860** On **5** Gp **a**

Lap	Elapsed Time	Lap Time	Lap Speed
1	3:02.831	3:02.831	41.350
2	4:56.890	1:54.059	66.281
3	6:46.850	1:49.960	68.752
4	8:33.838	1:46.988	70.662
5	10:17.598	1:43.760	72.860

7 60 George SCOTT

Behind **5.563**

Best Time **1:45.600** Best Speed **71.591** On **5** Gp **a**

Lap	Elapsed Time	Lap Time	Lap Speed
1	2:46.109	2:46.109	45.512
2	4:34.224	1:48.115	69.926
3	6:20.439	1:46.215	71.176
4	8:07.334	1:46.895	70.724
5	9:52.934	1:45.600	71.591
6	11:50.299	1:57.365	64.414

8 80 Thomas MAXWELL

Behind **6.452**

Best Time **1:46.489** Best Speed **70.993** On **5** Gp **a**

Lap	Elapsed Time	Lap Time	Lap Speed
1	3:04.355	3:04.355	41.008
2	4:59.021	1:54.666	65.931
3	6:49.699	1:50.678	68.306
4	8:37.955	1:48.256	69.834
5	10:24.444	1:46.489	70.993

KDM Hire Cookstown 100

SENIOR SUPPORT

Senior Support Group B Qualifying

Friday, 26 April 2013

DETAILED RESULT



Qualifying Classification

Position

9 64 Trevor REID

Behind 6.926

Best Time 1:46.963 Best Speed 70.679 On 5 Gp a

Lap	Elapsed Time	Lap Time	Lap Speed
1	3:17.969	3:17.969	38.188
2	5:17.152	1:59.183	63.432
3	7:11.416	1:54.264	66.163
4	9:02.873	1:51.457	67.829
5	10:49.836	1:46.963	70.679

10 241 Andrew SELLARS

Behind 7.043

Best Time 1:47.080 Best Speed 70.601 On 5 Gp a

Lap	Elapsed Time	Lap Time	Lap Speed
1	3:31.433	3:31.433	35.756
2	5:26.675	1:55.242	65.601
3	7:19.687	1:53.012	66.896
4	9:07.975	1:48.288	69.814
5	10:55.055	1:47.080	70.601

11 72 Connor BEHAN

Behind 7.619

Best Time 1:47.656 Best Speed 70.224 On 4 Gp a

Lap	Elapsed Time	Lap Time	Lap Speed
1	3:40.196	3:40.196	34.333
2	5:37.622	1:57.426	64.381
3	7:26.757	1:49.135	69.272
4	9:14.413	1:47.656	70.224
5	11:05.627	1:51.214	67.977

12 38 Derek WILKIE

Behind 8.327

Best Time 1:48.364 Best Speed 69.765 On 5 Gp a

Lap	Elapsed Time	Lap Time	Lap Speed
1	3:01.068	3:01.068	41.752
2	4:54.966	1:53.898	66.375
3	6:45.952	1:50.986	68.117
4	8:34.683	1:48.731	69.529
5	10:23.047	1:48.364	69.765

Qualifying Classification

Position

13 81 Julian KIRK

Behind 14.152

Best Time 1:54.189 Best Speed 66.206 On 4 Gp a

Lap	Elapsed Time	Lap Time	Lap Speed
1	3:17.790	3:17.790	38.222
2	5:22.823	2:05.033	60.464
3	7:19.441	1:56.618	64.827
4	9:13.630	1:54.189	66.206
5	11:08.663	1:55.033	65.720

14 142 Stuart RAYNER

Behind 19.160

Best Time 1:59.197 Best Speed 63.424 On 5 Gp a

Lap	Elapsed Time	Lap Time	Lap Speed
1	3:06.991	3:06.991	40.430
2	5:10.997	2:04.006	60.965
3	7:10.945	1:59.948	63.027
4	9:10.573	1:59.628	63.196
5	11:09.770	1:59.197	63.424

KDM HIRE COOKSTOWN 100

SENIOR SUPPORT

Orritor 2.100 Miles


R2: Keylite Senior Support A

26/04/2013 19:05

Race (7 Laps)

RACE 2 - SENIOR SUPPORT A

9	72 25	3 26	
8	41 22	241 23	33 24
7	80 19	7 20	64 21
6	60 16	11 17	
5	36 13	87 14	14 15
4	63 10	30 11	97 12
3	9 7		
2	101 4	10 5	191 6
1	12 POLE POSITION 1	73 2	43 3



KDM HIRE COOKSTOWN 100

SENIOR SUPPORT

Orritor 2.100 Miles


R3: Braeside Bar & Restaurant Senior Support B

26/04/2013 19:30

Race (7 Laps)

RACE 3 - SENIOR SUPPORT B

4	31	18		B
3	34			
2	32	142	2	
1	38	17	81	A
	POLE POSITION 1	2	3	



KDM Hire Cookstown 100

SENIOR SUPPORT

Race 2 - Keylite Senior Support A

Saturday, 27 April 2013



Pos	Class	No	Name	Machine / Sponsor	Gp	Laps	Total Time	Behind	Speed	-----Best Lap-----		
										Time	Speed	On
Race Classification												
1	SSEN	10	Andy LAWSON	Kawasaki 600	a	7	10:52.266		81.133	1:31.211	82.885	7
2	SSEN	73	James KELLY	Honda 600 - Lifewest	a	7	10:52.760	0.494	81.071	1:32.214	81.983	3
3	SSEN	36	Mark HANNA	Triumph 675 - Roy Hanna Motors	b	7	10:58.898	6.632	80.316	1:32.215	81.982	3
4	SSEN	191	James NEESOM	Triumph 675	a	7	11:08.719	16.453	79.136	1:33.731	80.656	5
5	SSEN	12	William MONIE	Yamaha 600	a	7	11:09.052	16.786	79.097	1:32.576	81.663	3
6	SSEN	9	Gavin LUPTON	Suzuki 750	a	7	11:10.315	18.049	78.948	1:33.583	80.784	6
7	SSEN	72	Connor BEHAN	Kawasaki 636 - KMR Vauxhall Dealers NI	c	7	11:11.467	19.201	78.813	1:32.498	81.731	6
8	SSEN	101	Shane EGAN	Suzuki 750	a	7	11:14.400	22.134	78.470	1:34.869	79.689	6
9	SSEN	30	Aron HATCH	Suzuki 750 - Mongey Transport	b	7	11:17.152	24.886	78.151	1:33.459	80.891	5
10	SSEN	63	Tom ROBINSON	Honda 600	b	7	11:17.542	25.276	78.106	1:34.546	79.961	7
11	SSEN	7	Brian COOMEY	Yamaha 600	c	7	11:18.705	26.439	77.972	1:34.742	79.796	6
12	SSEN	241	Andrew SELLARS	Honda 600	c	7	11:28.687	36.421	76.842	1:35.320	79.312	7
13	SSEN	80	Thomas MAXWELL	Honda 600 - Rapid Tyres	c	7	11:32.934	40.668	76.371	1:37.403	77.616	3
14	SSEN	87	Ian SIMPSON	Yamaha 600	b	7	11:37.141	44.875	75.910	1:35.268	79.355	7
15	SSEN	14	Rodney LITTLE	Yamaha 600	b	7	11:38.924	46.658	75.716	1:36.613	78.250	7
16	SSEN	97	William HARA	Yamaha 600 - New Look Blinds	b	7	11:40.372	48.106	75.560	1:38.196	76.989	6
17	SSEN	11	John CAHILL	Suzuki 750	b	7	11:40.913	48.647	75.502	1:37.698	77.381	7
18	SSEN	60	George SCOTT	Honda 600	b	7	11:41.537	49.271	75.434	1:37.905	77.218	7
19	SSEN	64	Trevor REID	Kawasaki 600 - AWT	c	7	11:43.757	51.491	75.196	1:38.109	77.057	7

Fastest Lap


SSEN	10	Andy LAWSON	Kawasaki 600	a						1:31.211	82.885	7
------	----	-------------	--------------	---	--	--	--	--	--	----------	--------	---

Not Classified

DNF	SSEN	3	Davide ANSALDI	Yamaha 600 - Superstite Racing	c	4	7:04.394	3 Laps	71.255	1:41.332	74.606	2
DNF	SSEN	41	Nige REA	Yamaha 600	c	2	3:31.326	5 Laps	71.548	1:43.560	73.001	2

Provisional result to be confirmed by the Stewards of the Meeting subject to completion of technical inspections & the time limit for protests

Page 1 / 1

Circuit	Orritor	Signed		Organising Club	Cookstown & District MCC
Length(miles)	2.1000		Chief Timekeeper	Race Started	11:16
Weather	Sunny	Issued At:	11:29	Gp Time Diff - b	11.57 / c 24.98
Track	Dry				



MCUI Ulster
Centre Timing
powered by
e-Laps timing software

www.elaps-timing.com



KDM Hire Cookstown 100

SENIOR SUPPORT

Race 2 - Keylite Senior Support A

Saturday, 27 April 2013

DETAILED RESULT



Race Classification

1 10 Andy LAWSON

Total Time **10:52.266** Avg Speed **81.133** Behind
Best Time **1:31.211** Best Speed **82.885** On **7** Gp **a**

Lap	Elapsed Time	Lap Time	Lap Speed
1	1:38.320	1:38.320	76.892
2	3:12.048	1:33.728	80.659
3	4:45.277	1:33.229	81.091
4	6:17.303	1:32.026	82.151
5	7:49.382	1:32.079	82.103
6	9:21.055	1:31.673	82.467
7	10:52.266	1:31.211	82.885

2 73 James KELLY

Total Time **10:52.760** Avg Speed **81.071** Behind **0.494**
Best Time **1:32.214** Best Speed **81.983** On **3** Gp **a**

Lap	Elapsed Time	Lap Time	Lap Speed
1	1:37.845	1:37.845	77.265
2	3:10.160	1:32.315	81.894
3	4:42.374	1:32.214	81.983
4	6:14.751	1:32.377	81.839
5	7:47.111	1:32.360	81.854
6	9:20.091	1:32.980	81.308
7	10:52.760	1:32.669	81.581

3 36 Mark HANNA

Total Time **10:58.898** Avg Speed **80.316** Behind **6.632**
Best Time **1:32.215** Best Speed **81.982** On **3** Gp **b**

Lap	Elapsed Time	Lap Time	Lap Speed
1	1:40.520	1:40.520	75.209
2	3:13.808	1:33.288	81.039
3	4:46.023	1:32.215	81.982
4	6:19.051	1:33.028	81.266
5	7:51.891	1:32.840	81.430
6	9:24.500	1:32.609	81.634
7	10:58.898	1:34.398	80.086

4 191 James NEESOM

Total Time **11:08.719** Avg Speed **79.136** Behind **16.453**
Best Time **1:33.731** Best Speed **80.656** On **5** Gp **a**

Lap	Elapsed Time	Lap Time	Lap Speed
1	1:43.215	1:43.215	73.245
2	3:18.080	1:34.865	79.692
3	4:52.803	1:34.723	79.812
4	6:27.158	1:34.355	80.123
5	8:00.889	1:33.731	80.656
6	9:34.821	1:33.932	80.484
7	11:08.719	1:33.898	80.513

Race Classification

5 12 William MONIE

Total Time **11:09.052** Avg Speed **79.097** Behind **16.786**
Best Time **1:32.576** Best Speed **81.663** On **3** Gp **a**

Lap	Elapsed Time	Lap Time	Lap Speed
1	1:48.191	1:48.191	69.876
2	3:22.022	1:33.831	80.570
3	4:54.598	1:32.576	81.663
4	6:28.610	1:34.012	80.415
5	8:02.293	1:33.683	80.698
6	9:35.857	1:33.564	80.800
7	11:09.052	1:33.195	81.120

6 9 Gavin LUPTON

Total Time **11:10.315** Avg Speed **78.948** Behind **18.049**
Best Time **1:33.583** Best Speed **80.784** On **6** Gp **a**

Lap	Elapsed Time	Lap Time	Lap Speed
1	1:41.865	1:41.865	74.216
2	3:17.210	1:35.345	79.291
3	4:53.430	1:36.220	78.570
4	6:28.470	1:35.040	79.545
5	8:02.136	1:33.666	80.712
6	9:35.719	1:33.583	80.784
7	11:10.315	1:34.596	79.919

7 72 Connor BEHAN

Total Time **11:11.467** Avg Speed **78.813** Behind **19.201**
Best Time **1:32.498** Best Speed **81.731** On **6** Gp **c**

Lap	Elapsed Time	Lap Time	Lap Speed
1	1:44.394	1:44.394	72.418
2	3:20.282	1:35.888	78.842
3	4:54.154	1:33.872	80.535
4	6:31.357	1:37.203	77.775
5	8:05.216	1:33.859	80.546
6	9:37.714	1:32.498	81.731
7	11:11.467	1:33.753	80.637

8 101 Shane EGAN

Total Time **11:14.400** Avg Speed **78.470** Behind **22.134**
Best Time **1:34.869** Best Speed **79.689** On **6** Gp **a**

Lap	Elapsed Time	Lap Time	Lap Speed
1	1:44.073	1:44.073	72.641
2	3:19.119	1:35.046	79.540
3	4:54.003	1:34.884	79.676
4	6:29.094	1:35.091	79.503
5	8:04.269	1:35.175	79.433
6	9:39.138	1:34.869	79.689
7	11:14.400	1:35.262	79.360



MCUI Ulster
Centre Timing
powered by
e-Laps timing software

www.elaps-timing.com



KDM Hire Cookstown 100

SENIOR SUPPORT

Race 2 - Keylite Senior Support A

Saturday, 27 April 2013

DETAILED RESULT



Race Classification

9 30 Aron HATCH

Total Time **11:17.152** Avg Speed **78.151** Behind **24.886**
Best Time **1:33.459** Best Speed **80.891** On **5** Gp **b**

Lap	Elapsed Time	Lap Time	Lap Speed
1	1:47.401	1:47.401	70.390
2	3:26.337	1:38.936	76.413
3	5:00.937	1:34.600	79.915
4	6:35.038	1:34.101	80.339
5	8:08.497	1:33.459	80.891
6	9:42.401	1:33.904	80.508
7	11:17.152	1:34.751	79.788

10 63 Tom ROBINSON

Total Time **11:17.542** Avg Speed **78.106** Behind **25.276**
Best Time **1:34.546** Best Speed **79.961** On **7** Gp **b**

Lap	Elapsed Time	Lap Time	Lap Speed
1	1:42.638	1:42.638	73.657
2	3:19.156	1:36.518	78.327
3	4:55.442	1:36.286	78.516
4	6:31.367	1:35.925	78.812
5	8:06.142	1:34.775	79.768
6	9:42.996	1:36.854	78.056
7	11:17.542	1:34.546	79.961

11 7 Brian COOMEY

Total Time **11:18.705** Avg Speed **77.972** Behind **26.439**
Best Time **1:34.742** Best Speed **79.796** On **6** Gp **c**

Lap	Elapsed Time	Lap Time	Lap Speed
1	1:43.979	1:43.979	72.707
2	3:19.962	1:35.983	78.764
3	4:55.575	1:35.613	79.069
4	6:32.218	1:36.643	78.226
5	8:08.867	1:36.649	78.221
6	9:43.609	1:34.742	79.796
7	11:18.705	1:35.096	79.499

12 241 Andrew SELLARS

Total Time **11:28.687** Avg Speed **76.842** Behind **36.421**
Best Time **1:35.320** Best Speed **79.312** On **7** Gp **c**

Lap	Elapsed Time	Lap Time	Lap Speed
1	1:46.002	1:46.002	71.319
2	3:23.444	1:37.442	77.585
3	5:00.917	1:37.473	77.560
4	6:39.453	1:38.536	76.723
5	8:15.894	1:36.441	78.390
6	9:53.367	1:37.473	77.560
7	11:28.687	1:35.320	79.312

Race Classification

13 80 Thomas MAXWELL

Total Time **11:32.934** Avg Speed **76.371** Behind **40.668**
Best Time **1:37.403** Best Speed **77.616** On **3** Gp **c**

Lap	Elapsed Time	Lap Time	Lap Speed
1	1:45.111	1:45.111	71.924
2	3:23.086	1:37.975	77.163
3	5:00.489	1:37.403	77.616
4	6:39.299	1:38.810	76.510
5	8:16.953	1:37.654	77.416
6	9:55.434	1:38.481	76.766
7	11:32.934	1:37.500	77.538

14 87 Ian SIMPSON

Total Time **11:37.141** Avg Speed **75.910** Behind **44.875**
Best Time **1:35.268** Best Speed **79.355** On **7** Gp **b**

Lap	Elapsed Time	Lap Time	Lap Speed
1	1:47.216	1:47.216	70.512
2	3:27.877	1:40.661	75.104
3	5:06.336	1:38.459	76.783
4	6:44.447	1:38.111	77.056
5	8:23.797	1:39.350	76.095
6	10:01.873	1:38.076	77.083
7	11:37.141	1:35.268	79.355

15 14 Rodney LITTLE

Total Time **11:38.924** Avg Speed **75.716** Behind **46.658**
Best Time **1:36.613** Best Speed **78.250** On **7** Gp **b**

Lap	Elapsed Time	Lap Time	Lap Speed
1	1:48.244	1:48.244	69.842
2	3:28.193	1:39.949	75.639
3	5:06.754	1:38.561	76.704
4	6:45.225	1:38.471	76.774
5	8:24.055	1:38.830	76.495
6	10:02.311	1:38.256	76.942
7	11:38.924	1:36.613	78.250

16 97 William HARA

Total Time **11:40.372** Avg Speed **75.560** Behind **48.106**
Best Time **1:38.196** Best Speed **76.989** On **6** Gp **b**

Lap	Elapsed Time	Lap Time	Lap Speed
1	1:46.865	1:46.865	70.743
2	3:27.255	1:40.390	75.306
3	5:05.726	1:38.471	76.774
4	6:44.006	1:38.280	76.923
5	8:23.319	1:39.313	76.123
6	10:01.515	1:38.196	76.989
7	11:40.372	1:38.857	76.474



MCUI Ulster
Centre Timing
powered by
e-Laps timing software

www.elaps-timing.com



KDM Hire Cookstown 100

SENIOR SUPPORT

Race 2 - Keylite Senior Support A

Saturday, 27 April 2013

DETAILED RESULT



Race Classification

17 11 John CAHILL

Total Time **11:40.913** Avg Speed **75.502** Behind **48.647**
Best Time **1:37.698** Best Speed **77.381** On **7** Gp **b**

Lap	Elapsed Time	Lap Time	Lap Speed
1	1:49.471	1:49.471	69.059
2	3:28.425	1:38.954	76.399
3	5:07.284	1:38.859	76.473
4	6:46.512	1:39.228	76.188
5	8:24.584	1:38.072	77.086
6	10:03.215	1:38.631	76.649
7	11:40.913	1:37.698	77.381

18 60 George SCOTT

Total Time **11:41.537** Avg Speed **75.434** Behind **49.271**
Best Time **1:37.905** Best Speed **77.218** On **7** Gp **b**

Lap	Elapsed Time	Lap Time	Lap Speed
1	1:49.067	1:49.067	69.315
2	3:29.085	1:40.018	75.586
3	5:08.148	1:39.063	76.315
4	6:46.984	1:38.836	76.490
5	8:25.015	1:38.031	77.118
6	10:03.632	1:38.617	76.660
7	11:41.537	1:37.905	77.218

19 64 Trevor REID

Total Time **11:43.757** Avg Speed **75.196** Behind **51.491**
Best Time **1:38.109** Best Speed **77.057** On **7** Gp **c**

Lap	Elapsed Time	Lap Time	Lap Speed
1	1:49.756	1:49.756	68.880
2	3:30.150	1:40.394	75.303
3	5:09.752	1:39.602	75.902
4	6:48.879	1:39.127	76.266
5	8:27.348	1:38.469	76.775
6	10:05.648	1:38.300	76.907
7	11:43.757	1:38.109	77.057

Not Classified

DNF 3 Davide ANSALDI

Total Time **7:04.394** Avg Speed **71.255** Behind **3 Laps**
Best Time **1:41.332** Best Speed **74.606** On **2** Gp **c**

Lap	Elapsed Time	Lap Time	Lap Speed
1	1:48.310	1:48.310	69.800
2	3:29.642	1:41.332	74.606
3	5:22.563	1:52.921	66.949
4	7:04.394	1:41.831	74.241

Not Classified

DNF 41 Nige REA

Total Time **3:31.326** Avg Speed **71.548** Behind **5 Laps**
Best Time **1:43.560** Best Speed **73.001** On **2** Gp **c**

Lap	Elapsed Time	Lap Time	Lap Speed
1	1:47.766	1:47.766	70.152
2	3:31.326	1:43.560	73.001



MCUI Ulster
Centre Timing
powered by
e-Laps timing software

www.elaps-timing.com




KDM Hire Cookstown 100

SENIOR SUPPORT

Race 2 - Keylite Senior Support A

LAP CHART



1					3					5				
No	Name	G	Elapsed Time	Lap Time	No	Name	G	Elapsed Time	Lap Time	No	Name	G	Elapsed Time	Lap Time
73	James KELLY	a	1:37.845	1:37.845	73	James KELLY	a	4:42.374	1:32.214	73	James KELLY	a	7:47.111	1:32.360
10	Andy LAWSON	a	1:38.320	1:38.320	10	Andy LAWSON	a	4:45.277	1:33.229	10	Andy LAWSON	a	7:49.382	1:32.079
36	Mark HANNA	b	1:40.520	1:40.520	36	Mark HANNA	b	4:46.023	1:32.215	36	Mark HANNA	b	7:51.891	1:32.840
9	Gavin LUPTON	a	1:41.865	1:41.865	191	James NEESOM	a	4:52.803	1:34.723	191	James NEESOM	a	8:00.889	1:33.731
63	Tom ROBINSON	b	1:42.638	1:42.638	9	Gavin LUPTON	a	4:53.430	1:36.220	9	Gavin LUPTON	a	8:02.136	1:33.666
191	James NEESOM	a	1:43.215	1:43.215	101	Shane EGAN	a	4:54.003	1:34.884	12	William MONIE	a	8:02.293	1:33.683
7	Brian COOMEY	c	1:43.979	1:43.979	72	Connor BEHAN	c	4:54.154	1:33.872	101	Shane EGAN	a	8:04.269	1:35.175
101	Shane EGAN	a	1:44.073	1:44.073	12	William MONIE	a	4:54.598	1:32.576	72	Connor BEHAN	c	8:05.216	1:33.859
72	Connor BEHAN	c	1:44.394	1:44.394	63	Tom ROBINSON	b	4:55.442	1:36.286	63	Tom ROBINSON	b	8:06.142	1:34.775
80	Thomas MAXWELL	c	1:45.111	1:45.111	7	Brian COOMEY	c	4:55.575	1:35.613	30	Aron HATCH	b	8:08.497	1:33.459
241	Andrew SELLARS	c	1:46.002	1:46.002	80	Thomas MAXWELL	c	5:00.489	1:37.403	7	Brian COOMEY	c	8:08.867	1:36.649
97	William HARA	b	1:46.865	1:46.865	241	Andrew SELLARS	c	5:00.917	1:37.473	241	Andrew SELLARS	c	8:15.894	1:36.441
87	Ian SIMPSON	b	1:47.216	1:47.216	30	Aron HATCH	b	5:00.937	1:34.600	80	Thomas MAXWELL	c	8:16.953	1:37.654
30	Aron HATCH	b	1:47.401	1:47.401	97	William HARA	b	5:05.726	1:38.471	97	William HARA	b	8:23.319	1:39.313
41	Nige REA	c	1:47.766	1:47.766	87	Ian SIMPSON	b	5:06.336	1:38.459	87	Ian SIMPSON	b	8:23.797	1:39.350
12	William MONIE	a	1:48.191	1:48.191	14	Rodney LITTLE	b	5:06.754	1:38.561	14	Rodney LITTLE	b	8:24.055	1:38.830
14	Rodney LITTLE	b	1:48.244	1:48.244	11	John CAHILL	b	5:07.284	1:38.859	11	John CAHILL	b	8:24.584	1:38.072
3	Davide ANSALDI	c	1:48.310	1:48.310	60	George SCOTT	b	5:08.148	1:39.063	60	George SCOTT	b	8:25.015	1:38.031
60	George SCOTT	b	1:49.067	1:49.067	64	Trevor REID	c	5:09.752	1:39.602	64	Trevor REID	c	8:27.348	1:38.469
11	John CAHILL	b	1:49.471	1:49.471	3	Davide ANSALDI	c	5:22.563	1:52.921					
64	Trevor REID	c	1:49.756	1:49.756										


2					4					6				
No	Name	G	Elapsed Time	Lap Time	No	Name	G	Elapsed Time	Lap Time	No	Name	G	Elapsed Time	Lap Time
73	James KELLY	a	3:10.160	1:32.315	73	James KELLY	a	6:14.751	1:32.377	73	James KELLY	a	9:20.091	1:32.980
10	Andy LAWSON	a	3:12.048	1:33.728	10	Andy LAWSON	a	6:17.303	1:32.026	10	Andy LAWSON	a	9:21.055	1:31.673
36	Mark HANNA	b	3:13.808	1:33.288	36	Mark HANNA	b	6:19.051	1:33.028	36	Mark HANNA	b	9:24.500	1:32.609
9	Gavin LUPTON	a	3:17.210	1:35.345	191	James NEESOM	a	6:27.158	1:34.355	191	James NEESOM	a	9:34.821	1:33.932
191	James NEESOM	a	3:18.080	1:34.865	9	Gavin LUPTON	a	6:28.470	1:35.040	9	Gavin LUPTON	a	9:35.719	1:33.583
101	Shane EGAN	a	3:19.119	1:35.046	12	William MONIE	a	6:28.610	1:34.012	12	William MONIE	a	9:35.857	1:33.564
63	Tom ROBINSON	b	3:19.156	1:36.518	101	Shane EGAN	a	6:29.094	1:35.091	72	Connor BEHAN	c	9:37.714	1:32.498
7	Brian COOMEY	c	3:19.962	1:35.983	72	Connor BEHAN	c	6:31.357	1:37.203	101	Shane EGAN	a	9:39.138	1:34.869
72	Connor BEHAN	c	3:20.282	1:35.888	63	Tom ROBINSON	b	6:31.367	1:35.925	30	Aron HATCH	b	9:42.401	1:33.904
12	William MONIE	a	3:22.022	1:33.831	7	Brian COOMEY	c	6:32.218	1:36.643	63	Tom ROBINSON	b	9:42.996	1:36.854
80	Thomas MAXWELL	c	3:23.086	1:37.975	30	Aron HATCH	b	6:35.038	1:34.101	7	Brian COOMEY	c	9:43.609	1:34.742
241	Andrew SELLARS	c	3:23.444	1:37.442	80	Thomas MAXWELL	c	6:39.299	1:38.810	241	Andrew SELLARS	c	9:53.367	1:37.473
30	Aron HATCH	b	3:26.337	1:38.936	241	Andrew SELLARS	c	6:39.453	1:38.536	80	Thomas MAXWELL	c	9:55.434	1:38.481
97	William HARA	b	3:27.255	1:40.390	97	William HARA	b	6:44.006	1:38.280	97	William HARA	b	10:01.515	1:38.196
87	Ian SIMPSON	b	3:27.877	1:40.661	87	Ian SIMPSON	b	6:44.447	1:38.111	87	Ian SIMPSON	b	10:01.873	1:38.076
14	Rodney LITTLE	b	3:28.193	1:39.949	14	Rodney LITTLE	b	6:45.225	1:38.471	14	Rodney LITTLE	b	10:02.311	1:38.256
11	John CAHILL	b	3:28.425	1:38.954	11	John CAHILL	b	6:46.512	1:39.228	11	John CAHILL	b	10:03.215	1:38.631
60	George SCOTT	b	3:29.085	1:40.018	60	George SCOTT	b	6:46.984	1:38.836	60	George SCOTT	b	10:03.632	1:38.617
3	Davide ANSALDI	c	3:29.642	1:41.332	64	Trevor REID	c	6:48.879	1:39.127	64	Trevor REID	c	10:05.648	1:38.300
64	Trevor REID	c	3:30.150	1:40.394	3	Davide ANSALDI	c	7:04.394	1:41.831					
41	Nige REA	c	3:31.326	1:43.560										

KDM Hire Cookstown 100

SENIOR SUPPORT

Race 2 - Keylite Senior Support A

LAP CHART



7

No	Name	G	Elapsed Time	Lap Time
10	Andy LAWSON	a	10:52.266	1:31.211
73	James KELLY	a	10:52.760	1:32.669
36	Mark HANNA	b	10:58.898	1:34.398
191	James NEESOM	a	11:08.719	1:33.898
12	William MONIE	a	11:09.052	1:33.195
9	Gavin LUPTON	a	11:10.315	1:34.596
72	Connor BEHAN	c	11:11.467	1:33.753
101	Shane EGAN	a	11:14.400	1:35.262
30	Aron HATCH	b	11:17.152	1:34.751
63	Tom ROBINSON	b	11:17.542	1:34.546
7	Brian COOMEY	c	11:18.705	1:35.096
241	Andrew SELLARS	c	11:28.687	1:35.320
80	Thomas MAXWELL	c	11:32.934	1:37.500
87	Ian SIMPSON	b	11:37.141	1:35.268
14	Rodney LITTLE	b	11:38.924	1:36.613
97	William HARA	b	11:40.372	1:38.857
11	John CAHILL	b	11:40.913	1:37.698
60	George SCOTT	b	11:41.537	1:37.905
64	Trevor REID	c	11:43.757	1:38.109

KDM Hire Cookstown 100

SENIOR SUPPORT

Race 3 - Braeside Bar & Restaurant Senior Support B


Saturday, 27 April 2013



Pos	Class	No	Name	Machine / Sponsor	Gp	Laps	Total Time	Behind	Speed	-----Best Lap-----		
										Time	Speed	On
Race Classification												
1	SSEN	99	Mark GOODINGS	Kawasaki 600	b	5	8:04.499		78.019	1:34.419	80.069	4
2	SSEN	133	Gary GRAVES	Yamaha 600	b	5	8:06.878	2.379	77.638	1:34.135	80.310	5
3	SSEN	33	David HOWARD	Yamaha 600	b	5	8:24.494	19.995	74.927	1:37.582	77.473	5
4	SSEN	70	Brendan MERRIGAN	Yamaha 600 - Specials	b	5	8:28.275	23.776	74.369	1:39.061	76.317	4
5	SSEN	143	Stephen DEGNAN	Suzuki 600	b	5	8:28.763	24.264	74.298	1:38.151	77.024	4
6	SSEN	32	Aaron BOYD	Suzuki 600 - Team Miserable	a	5	8:33.828	29.329	73.565	1:40.801	74.999	2
7	SSEN	17	Sarah BOYES	Honda 600 - Mugs4u.com	a	5	8:39.841	35.342	72.715	1:42.620	73.670	2
8	SSEN	2	Scott PREECE	Honda 600	a	5	8:40.080	35.581	72.681	1:42.607	73.679	2
9	SSEN	38	Derek WILKIE	Triumph 675	a	5	8:40.534	36.035	72.618	1:42.757	73.572	3
10	SSEN	34	Yvonne MONTGOMERY	Suzuki 600	b	5	8:58.876	54.377	70.146	1:44.583	72.287	5
11	SSEN	31	Robert CAIRNS	Suzuki 750 - LR Tyres Racing	b	5	8:58.912	54.413	70.141	1:46.959	70.681	5
12	SSEN	142	Stuart RAYNER	Kawasaki 600	a	5	9:13.560	1:09.061	68.285	1:48.276	69.822	5
13	SSEN	18	Stuart ROBB	Honda 600	b	5	9:44.602	1:40.103	64.659	1:52.293	67.324	2
Fastest Lap												
	SSEN	133	Gary GRAVES	Yamaha 600	b					1:34.135	80.310	5
Not Classified												
DNF	SSEN	81	Julian KIRK	Yamaha 600	a	3	5:21.559	2 Laps	70.531	1:43.036	73.372	2

Provisional result to be confirmed by the Stewards of the Meeting subject to completion of technical inspections & the time limit for protests

Page 1 / 1


Circuit	Orritor	Signed		Organising Club	Cookstown & District MCC
Length(miles)	2.1000		Chief Timekeeper	Race Started	11:41
Weather	Sunny	Issued At:	11:55	Gp Time Diff - b	16.56
Track	Dry				



MCUI Ulster
Centre Timing
powered by
e-Laps timing software

www.elaps-timing.com





SENIOR SUPPORT

Race 3 - Braeside Bar & Restaurant Senior Support B

Saturday, 27 April 2013

DETAILED RESULT

Race Classification

1 99 Mark GOODINGS

Total Time **8:04.499** Avg Speed **78.019** Behind
 Best Time **1:34.419** Best Speed **80.069** On **4** Gp **b**

Lap	Elapsed Time	Lap Time	Lap Speed
1	1:42.985	1:42.985	73.409
2	3:18.942	1:35.957	78.785
3	4:55.515	1:36.573	78.283
4	6:29.934	1:34.419	80.069
5	8:04.499	1:34.565	79.945

2 133 Gary GRAVES

Total Time **8:06.878** Avg Speed **77.638** Behind **2.379**
 Best Time **1:34.135** Best Speed **80.310** On **5** Gp **b**

Lap	Elapsed Time	Lap Time	Lap Speed
1	1:42.525	1:42.525	73.738
2	3:19.095	1:36.570	78.285
3	4:56.233	1:37.138	77.827
4	6:32.743	1:36.510	78.334
5	8:06.878	1:34.135	80.310

3 33 David HOWARD

Total Time **8:24.494** Avg Speed **74.927** Behind **19.995**
 Best Time **1:37.582** Best Speed **77.473** On **5** Gp **b**

Lap	Elapsed Time	Lap Time	Lap Speed
1	1:50.033	1:50.033	68.707
2	3:30.247	1:40.214	75.439
3	5:08.162	1:37.915	77.210
4	6:46.912	1:38.750	76.557
5	8:24.494	1:37.582	77.473

4 70 Brendan MERRIGAN

Total Time **8:28.275** Avg Speed **74.369** Behind **23.776**
 Best Time **1:39.061** Best Speed **76.317** On **4** Gp **b**

Lap	Elapsed Time	Lap Time	Lap Speed
1	1:48.866	1:48.866	69.443
2	3:29.802	1:40.936	74.899
3	5:09.850	1:40.048	75.564
4	6:48.911	1:39.061	76.317
5	8:28.275	1:39.364	76.084

Race Classification

5 143 Stephen DEGNAN

Total Time **8:28.763** Avg Speed **74.298** Behind **24.264**
 Best Time **1:38.151** Best Speed **77.024** On **4** Gp **b**

Lap	Elapsed Time	Lap Time	Lap Speed
1	1:49.675	1:49.675	68.931
2	3:31.316	1:41.641	74.379
3	5:11.877	1:40.561	75.178
4	6:50.028	1:38.151	77.024
5	8:28.763	1:38.735	76.569

6 32 Aaron BOYD

Total Time **8:33.828** Avg Speed **73.565** Behind **29.329**
 Best Time **1:40.801** Best Speed **74.999** On **2** Gp **a**

Lap	Elapsed Time	Lap Time	Lap Speed
1	1:45.564	1:45.564	71.615
2	3:26.365	1:40.801	74.999
3	5:08.277	1:41.912	74.182
4	6:50.814	1:42.537	73.729
5	8:33.828	1:43.014	73.388

7 17 Sarah BOYES


Total Time **8:39.841** Avg Speed **72.715** Behind **35.342**
 Best Time **1:42.620** Best Speed **73.670** On **2** Gp **a**

Lap	Elapsed Time	Lap Time	Lap Speed
1	1:47.041	1:47.041	70.627
2	3:29.661	1:42.620	73.670
3	5:12.699	1:43.038	73.371
4	6:55.865	1:43.166	73.280
5	8:39.841	1:43.976	72.709

8 2 Scott PREECE

Total Time **8:40.080** Avg Speed **72.681** Behind **35.581**
 Best Time **1:42.607** Best Speed **73.679** On **2** Gp **a**

Lap	Elapsed Time	Lap Time	Lap Speed
1	1:47.245	1:47.245	70.493
2	3:29.852	1:42.607	73.679
3	5:13.305	1:43.453	73.077
4	6:56.069	1:42.764	73.567
5	8:40.080	1:44.011	72.685



SENIOR SUPPORT

Race 3 - Braeside Bar & Restaurant Senior Support B

Saturday, 27 April 2013

DETAILED RESULT

Race Classification

9 38 Derek WILKIE

Total Time **8:40.534** Avg Speed **72.618** Behind **36.035**

Best Time **1:42.757** Best Speed **73.572** On **3** Gp **a**

Lap	Elapsed Time	Lap Time	Lap Speed
1	1:48.648	1:48.648	69.583
2	3:31.713	1:43.065	73.352
3	5:14.470	1:42.757	73.572
4	6:57.320	1:42.850	73.505
5	8:40.534	1:43.214	73.246

Race Classification

13 18 Stuart ROBB

Total Time **9:44.602** Avg Speed **64.659** Behind **1:40.103**

Best Time **1:52.293** Best Speed **67.324** On **2** Gp **b**

Lap	Elapsed Time	Lap Time	Lap Speed
1	2:11.920	2:11.920	57.307
2	4:04.213	1:52.293	67.324
3	5:58.376	1:54.163	66.221
4	7:52.289	1:53.913	66.366
5	9:44.602	1:52.313	67.312

10 34 Yvonne MONTGOMERY

Total Time **8:58.876** Avg Speed **70.146** Behind **54.377**

Best Time **1:44.583** Best Speed **72.287** On **5** Gp **b**

Lap	Elapsed Time	Lap Time	Lap Speed
1	1:54.535	1:54.535	66.006
2	3:41.858	1:47.323	70.442
3	5:28.723	1:46.865	70.743
4	7:14.293	1:45.570	71.611
5	8:58.876	1:44.583	72.287

Not Classified

DNF 81 Julian KIRK

Total Time **5:21.559** Avg Speed **70.531** Behind **2 Laps**

Best Time **1:43.036** Best Speed **73.372** On **2** Gp **a**

Lap	Elapsed Time	Lap Time	Lap Speed
1	1:54.254	1:54.254	66.168
2	3:37.290	1:43.036	73.372
3	5:21.559	1:44.269	72.505

11 31 Robert CAIRNS

Total Time **8:58.912** Avg Speed **70.141** Behind **54.413**

Best Time **1:46.959** Best Speed **70.681** On **5** Gp **b**

Lap	Elapsed Time	Lap Time	Lap Speed
1	1:49.736	1:49.736	68.893
2	3:37.267	1:47.531	70.305
3	5:24.886	1:47.619	70.248
4	7:11.953	1:47.067	70.610
5	8:58.912	1:46.959	70.681

12 142 Stuart RAYNER

Total Time **9:13.560** Avg Speed **68.285** Behind **1:09.061**

Best Time **1:48.276** Best Speed **69.822** On **5** Gp **a**


Lap	Elapsed Time	Lap Time	Lap Speed
1	1:56.143	1:56.143	65.092
2	3:46.099	1:49.956	68.755
3	5:35.619	1:49.520	69.028
4	7:25.284	1:49.665	68.937
5	9:13.560	1:48.276	69.822



MCUI Ulster
Centre Timing
powered by
e-Laps timing software

www.elaps-timing.com





1

No	Name	G	Elapsed Time	Lap Time
133	Gary GRAVES	b	1:42.525	1:42.525
99	Mark GOODINGS	b	1:42.985	1:42.985
32	Aaron BOYD	a	1:45.564	1:45.564
17	Sarah BOYES	a	1:47.041	1:47.041
2	Scott PREECE	a	1:47.245	1:47.245
38	Derek WILKIE	a	1:48.648	1:48.648
70	Brendan MERRIGAN	b	1:48.866	1:48.866
143	Stephen DEGNAN	b	1:49.675	1:49.675
31	Robert CAIRNS	b	1:49.736	1:49.736
33	David HOWARD	b	1:50.033	1:50.033
81	Julian KIRK	a	1:54.254	1:54.254
34	Yvonne MONTGOMERY	b	1:54.535	1:54.535
142	Stuart RAYNER	a	1:56.143	1:56.143
18	Stuart ROBB	b	2:11.920	2:11.920

3

No	Name	G	Elapsed Time	Lap Time
99	Mark GOODINGS	b	4:55.515	1:36.573
133	Gary GRAVES	b	4:56.233	1:37.138
33	David HOWARD	b	5:08.162	1:37.915
32	Aaron BOYD	a	5:08.277	1:41.912
70	Brendan MERRIGAN	b	5:09.850	1:40.048
143	Stephen DEGNAN	b	5:11.877	1:40.561
17	Sarah BOYES	a	5:12.699	1:43.038
2	Scott PREECE	a	5:13.305	1:43.453
38	Derek WILKIE	a	5:14.470	1:42.757
81	Julian KIRK	a	5:21.559	1:44.269
31	Robert CAIRNS	b	5:24.886	1:47.619
34	Yvonne MONTGOMERY	b	5:28.723	1:46.865
142	Stuart RAYNER	a	5:35.619	1:49.520
18	Stuart ROBB	b	5:58.376	1:54.163

2

No	Name	G	Elapsed Time	Lap Time
99	Mark GOODINGS	b	3:18.942	1:35.957
133	Gary GRAVES	b	3:19.095	1:36.570
32	Aaron BOYD	a	3:26.365	1:40.801
17	Sarah BOYES	a	3:29.661	1:42.620
70	Brendan MERRIGAN	b	3:29.802	1:40.936
2	Scott PREECE	a	3:29.852	1:42.607
33	David HOWARD	b	3:30.247	1:40.214
143	Stephen DEGNAN	b	3:31.316	1:41.641
38	Derek WILKIE	a	3:31.713	1:43.065
31	Robert CAIRNS	b	3:37.267	1:47.531
81	Julian KIRK	a	3:37.290	1:43.036
34	Yvonne MONTGOMERY	b	3:41.858	1:47.323
142	Stuart RAYNER	a	3:46.099	1:49.956
18	Stuart ROBB	b	4:04.213	1:52.293

4

No	Name	G	Elapsed Time	Lap Time
99	Mark GOODINGS	b	6:29.934	1:34.419
133	Gary GRAVES	b	6:32.743	1:36.510
33	David HOWARD	b	6:46.912	1:38.750
70	Brendan MERRIGAN	b	6:48.911	1:39.061
143	Stephen DEGNAN	b	6:50.028	1:38.151
32	Aaron BOYD	a	6:50.814	1:42.537
17	Sarah BOYES	a	6:55.865	1:43.166
2	Scott PREECE	a	6:56.069	1:42.764
38	Derek WILKIE	a	6:57.320	1:42.850
31	Robert CAIRNS	b	7:11.953	1:47.067
34	Yvonne MONTGOMERY	b	7:14.293	1:45.570
142	Stuart RAYNER	a	7:25.284	1:49.665
18	Stuart ROBB	b	7:52.289	1:53.913

5

No	Name	G	Elapsed Time	Lap Time
99	Mark GOODINGS	b	8:04.499	1:34.565
133	Gary GRAVES	b	8:06.878	1:34.135
33	David HOWARD	b	8:24.494	1:37.582
70	Brendan MERRIGAN	b	8:28.275	1:39.364
143	Stephen DEGNAN	b	8:28.763	1:38.735
32	Aaron BOYD	a	8:33.828	1:43.014
17	Sarah BOYES	a	8:39.841	1:43.976
2	Scott PREECE	a	8:40.080	1:44.011
38	Derek WILKIE	a	8:40.534	1:43.214
34	Yvonne MONTGOMERY	b	8:58.876	1:44.583
31	Robert CAIRNS	b	8:58.912	1:46.959
142	Stuart RAYNER	a	9:13.560	1:48.276
18	Stuart ROBB	b	9:44.602	1:52.313

IRISH ROAD RACE SENIOR SUPPORT

2013

					#1	
Pos	No.	Name	Total	Diff	Gap	R1
1	10	Andy LAWSON	25	0	0	25
2	73	James KELLY	20	5	5	20
3	36	Mark HANNA	16	9	4	16
4	191	James NEESOM	13	12	3	13
5	12	William MONIE	11	14	2	11
6	9	Gavin LUPTON	10	15	1	10
7	72	Connor BEHAN	9	16	1	9
8	101	Shane EGAN	8	17	1	8
9	30	Aron HATCH	7	18	1	7
10	63	Tom ROBINSON	6	19	1	6
11	7	Brian COOMEY	5	20	1	5
12	241	Andrew SELLARS	4	21	1	4
13	80	Thomas MAXWELL	3	22	1	3
14	87	Ian SIMPSON	2	23	1	2
15	14	Rodney LITTLE	1	24	1	1

Event Legend

#1 26/04/2013 KDM HIRE COOKSTOWN 100

ULSTER ROAD RACE SENIOR SUPPORT

2013

					#1	
Pos	No.	Name	Total	Diff	Gap	R1
1	10	Andy LAWSON	25	0	0	25
2	73	James KELLY	20	5	5	20
3	36	Mark HANNA	16	9	4	16
4	191	James NEESOM	13	12	3	13
5	12	William MONIE	11	14	2	11
6	9	Gavin LUPTON	10	15	1	10
7	72	Connor BEHAN	9	16	1	9
8	101	Shane EGAN	8	17	1	8
9	30	Aron HATCH	7	18	1	7
10	63	Tom ROBINSON	6	19	1	6
11	7	Brian COOMEY	5	20	1	5
12	241	Andrew SELLARS	4	21	1	4
13	80	Thomas MAXWELL	3	22	1	3
14	87	Ian SIMPSON	2	23	1	2
15	14	Rodney LITTLE	1	24	1	1

Event Legend

#1 26/04/2013 KDM HIRE COOKSTOWN 100