




COOKSTOWN 100

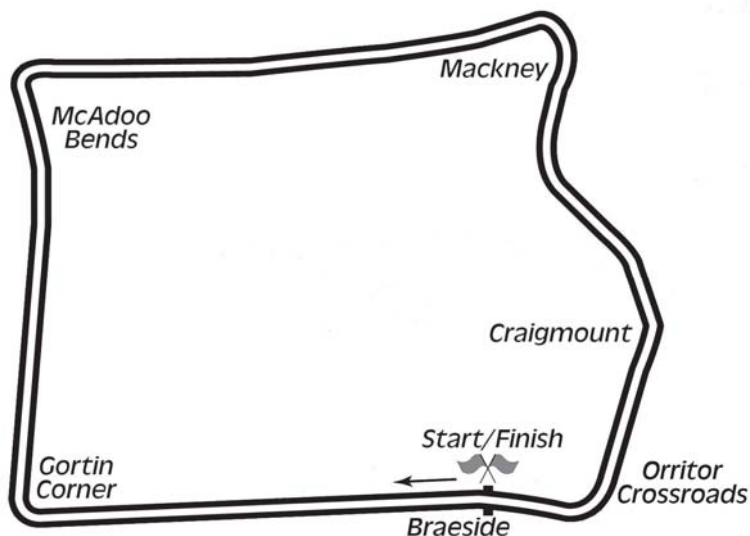
Friday 26th & Saturday 27th April 2013

promoted by Cookstown & District MCC
www.cookstown100.com

GREENVALE HOTEL, COOKSTOWN
& COOKSTOWN CARAVANS
JUNIOR SUPPORT



Orritor Circuit 2.1 miles



LAP RECORDS

Class	Rider	Machine	m	s	mph	Year
125cc	William Dunlop	Honda	1	34.755	79.785	2010
Moto 3	Barry Davidson	Honda 250	1	39.075	76.306	2012
Moto 450	Ryan Farquhar	Kawasaki	1	35.432	79.219	2012
250cc	William Dunlop	Honda	1	29.658	84.320	2009
Supersport 400	Ryan Farquhar	Kawasaki	1	36.97	77.962	2003
Supertwins	Ryan Farquhar	Kawasaki 650	1	30.636	83.411	2012
Supersport	Michael Dunlop	Yamaha	1	24.783	89.169	2011
Superbike	Guy Martin	Suzuki	1	23.139	90.932	2011
Senior Support	Gary Robinson	Yamaha 600	1	29.956	84.041	2007
Junior Support	Ciaran Donnelly	Honda 250	1	35.932	78.806	2011
Classic 1000cc	Wattie Brown	Norton 920	1	40.273	75.394	2006
Classic 500cc	Neill McWhirter	Norton	1	41.491	74.489	2010
Classic 350cc	Paul Coward	Honda	1	43.421	73.099	2004
Classic 250cc	Geoff McMullan	Suzuki	1	47.294	70.461	2006

MOST WINS at COOKSTOWN 100

Ryan Farquhar	26	1996 - 12
Ray McCullough	14	1967 - 79
Joey Dunlop	11	1977 - 98
Robert Dunlop	11	1985 - 08
Phillip McCallen	10	1987 - 96
Courtney Junk	8	1974 - 83
Mervyn Elwood	8	1987 - 97
William Dunlop	8	2006 - 12
Noel Hudson	7	1975 - 95
Bill Swallow	7	1987 - 00
Darran Lindsay	7	2000 - 05

ALL TIME IRISH ROAD RACE WINNERS (after Killalane Road Race 2012)

Most Wins at All Irish Road Race Meetings

1.	Ryan Farquhar	199	1995-12
2.	Joey Dunlop	156	1971-00
3.	Robert Dunlop	135	1980-08
4.	Ray McCullough	109	1960-82
	Phillip McCallen	109	1987-99
6.	William Dunlop	81	2005-12
7.	Brian Reid	78	1980-94
8.	Darran Lindsay	75	1999-06
9.	Michael Dunlop	67	2006-12
10.	James Courtney	66	1992-99

KDM Hire Cookstown 100

JUNIOR SUPPORT

Junior Support Group A Qualifying


Friday, 26 April 2013



Pos	Class	No	Name	Machine / Sponsor	----- Best Lap -----			On	Laps
					Time	Behind	Speed		
Qualifying Classification									
1	SJUN	36	Mark HANNA	Honda 250 - Roy Hanna Motors	1:45.377		71.742	5	5
2	SJUN	30	Aron HATCH	Suzuki 650 - Mongey Transport	1:48.582	3.205	69.625	4	5
3	SJUN	31	Neil VICARS	Suzuki 650	1:51.077	5.700	68.061	5	5
4	SJUN	32	Stephen McKEOWN	Suzuki 650 - DTR Tyres	1:51.557	6.180	67.768	4	5
5	SJUN	9	Gavin LUPTON	Suzuki 650	1:51.734	6.357	67.661	5	5
6	SJUN	27	Alastair HAWORTH	Yamaha 400 - Doons Stores	1:51.775	6.398	67.636	5	5
7	SJUN	43	Robbie LYALL	Kawasaki 650	1:51.994	6.617	67.504	5	5
8	SJUN	38	Derek WILKIE	Kawasaki 400	1:52.185	6.808	67.389	5	5
9	SJUN	45	Colin MARTIN	Kawasaki 400	1:52.906	7.529	66.958	5	5
10	SJUN	47	Davie BLACK	Suzuki 650 - John Hunter Racing	1:53.758	8.381	66.457	5	5
11	SJUN	117	Alastair BAYLEY	Suzuki 650 - ABR Moto	1:53.942	8.565	66.350	4	5
12	SJUN	11	John CAHILL	Suzuki 650	1:54.034	8.657	66.296	5	5
13	SJUN	22	Rikki McGOVERN	Honda 400	1:54.959	9.582	65.763	5	5
14	SJUN	19	Leon MURPHY	Suzuki 650	1:55.264	9.887	65.589	5	5
15	SJUN	8	Ben COLE	Kawasaki 400	1:55.439	10.062	65.489	4	5
16	SJUN	39	Oliver DUPUY	Kawasaki 650	1:56.398	11.021	64.950	5	5
17	SJUN	14	Jeff WARD	Kawasaki 650	1:57.490	12.113	64.346	2	5
18	SJUN	34	Robert McMULLAN	Kawasaki 400 - McMullan Racing	1:58.042	12.665	64.045	3	5
19	SJUN	25	Richard McCONAGHIE	Suzuki 650	1:59.692	14.315	63.162	5	5
20	SJUN	16	Roy BEATTIE	Kawasaki 400	2:02.595	17.218	61.666	5	5
21	SJUN	42	Brian LOUGHLIN	Suzuki 650	2:03.530	18.153	61.200	5	5
22	SJUN	1	R J WOOLSEY	Kawasaki 650 - KMR	2:05.490	20.113	60.244	4	4

Provisional result to be confirmed by the Stewards of the Meeting subject to completion of technical inspections & the time limit for protests

Page 1 / 1

Circuit	Orritor	Signed		Organising Club	Cookstown & District MCC
Length(miles)	2.1000		Chief Timekeeper	Qualifying Started	14:38
Weather	Sunny	Issued At:	14:50		
Track	Damp				



MCUI Ulster
Centre Timing
powered by
e-Laps timing software

www.elaps-timing.com



KDM Hire Cookstown 100

JUNIOR SUPPORT

Junior Support Group A Qualifying

Friday, 26 April 2013

DETAILED RESULT



Qualifying Classification

Position

1 36 Mark HANNA

Behind

Best Time **1:45.377** Best Speed **71.742** On **5** Gp **a**

Lap	Elapsed Time	Lap Time	Lap Speed
1	2:11.498	2:11.498	57.491
2	4:00.736	1:49.238	69.207
3	5:46.805	1:46.069	71.274
4	7:33.695	1:46.890	70.727
5	9:19.072	1:45.377	71.742
6	11:33.711	2:14.639	56.150

2 30 Aron HATCH

Behind **3.205**

Best Time **1:48.582** Best Speed **69.625** On **4** Gp **a**

Lap	Elapsed Time	Lap Time	Lap Speed
1	2:05.362	2:05.362	60.305
2	3:56.631	1:51.269	67.943
3	5:45.638	1:49.007	69.353
4	7:34.220	1:48.582	69.625
5	9:23.039	1:48.819	69.473
6	11:35.246	2:12.207	57.183

3 31 Neil VICARS

Behind **5.700**

Best Time **1:51.077** Best Speed **68.061** On **5** Gp **a**

Lap	Elapsed Time	Lap Time	Lap Speed
1	2:25.957	2:25.957	51.796
2	4:26.133	2:00.176	62.908
3	6:20.830	1:54.697	65.913
4	8:13.498	1:52.668	67.100
5	10:04.575	1:51.077	68.061

4 32 Stephen McKEOWN

Behind **6.180**

Best Time **1:51.557** Best Speed **67.768** On **4** Gp **a**

Lap	Elapsed Time	Lap Time	Lap Speed
1	2:37.046	2:37.046	48.139
2	4:32.368	1:55.322	65.556
3	6:28.556	1:56.188	65.067
4	8:20.113	1:51.557	67.768
5	10:14.944	1:54.831	65.836

Qualifying Classification

Position

5 9 Gavin LUPTON

Behind **6.357**

Best Time **1:51.734** Best Speed **67.661** On **5** Gp **a**

Lap	Elapsed Time	Lap Time	Lap Speed
1	2:29.353	2:29.353	50.618
2	4:23.829	1:54.476	66.040
3	6:17.925	1:54.096	66.260
4	8:11.002	1:53.077	66.857
5	10:02.736	1:51.734	67.661

6 27 Alastair HAWORTH

Behind **6.398**

Best Time **1:51.775** Best Speed **67.636** On **5** Gp **a**

Lap	Elapsed Time	Lap Time	Lap Speed
1	2:48.161	2:48.161	44.957
2	4:44.275	1:56.114	65.108
3	6:40.310	1:56.035	65.153
4	8:33.878	1:53.568	66.568
5	10:25.653	1:51.775	67.636

7 43 Robbie LYALL

Behind **6.617**

Best Time **1:51.994** Best Speed **67.504** On **5** Gp **a**

Lap	Elapsed Time	Lap Time	Lap Speed
1	2:56.344	2:56.344	42.871
2	4:54.614	1:58.270	63.922
3	6:48.902	1:54.288	66.149
4	8:45.809	1:56.907	64.667
5	10:37.803	1:51.994	67.504

8 38 Derek WILKIE

Behind **6.808**

Best Time **1:52.185** Best Speed **67.389** On **5** Gp **a**

Lap	Elapsed Time	Lap Time	Lap Speed
1	2:49.278	2:49.278	44.660
2	4:47.585	1:58.307	63.902
3	6:45.845	1:58.260	63.927
4	8:43.421	1:57.576	64.299
5	10:35.606	1:52.185	67.389

KDM Hire Cookstown 100

JUNIOR SUPPORT

Junior Support Group A Qualifying

Friday, 26 April 2013

DETAILED RESULT



Qualifying Classification

Position

9 45 Colin MARTIN

Behind 7.529

Best Time 1:52.906 Best Speed 66.958 On 5 Gp a

Lap	Elapsed Time	Lap Time	Lap Speed
1	2:49.124	2:49.124	44.701
2	4:48.271	1:59.147	63.451
3	6:46.596	1:58.325	63.892
4	8:45.719	1:59.123	63.464
5	10:38.625	1:52.906	66.958

10 47 Davie BLACK

Behind 8.381

Best Time 1:53.758 Best Speed 66.457 On 5 Gp a

Lap	Elapsed Time	Lap Time	Lap Speed
1	2:24.556	2:24.556	52.298
2	4:25.850	2:01.294	62.328
3	6:23.536	1:57.686	64.239
4	8:18.337	1:54.801	65.853
5	10:12.095	1:53.758	66.457

11 117 Alastair BAYLEY

Behind 8.565

Best Time 1:53.942 Best Speed 66.350 On 4 Gp a

Lap	Elapsed Time	Lap Time	Lap Speed
1	2:25.312	2:25.312	52.026
2	4:23.309	1:57.997	64.069
3	6:19.249	1:55.940	65.206
4	8:13.191	1:53.942	66.350
5	10:07.277	1:54.086	66.266

12 11 John CAHILL

Behind 8.657

Best Time 1:54.034 Best Speed 66.296 On 5 Gp a

Lap	Elapsed Time	Lap Time	Lap Speed
1	2:13.499	2:13.499	56.630
2	4:09.576	1:56.077	65.129
3	6:04.728	1:55.152	65.652
4	7:59.264	1:54.536	66.005
5	9:53.298	1:54.034	66.296

Qualifying Classification

Position

13 22 Rikki McGOVERN

Behind 9.582

Best Time 1:54.959 Best Speed 65.763 On 5 Gp a

Lap	Elapsed Time	Lap Time	Lap Speed
1	3:02.625	3:02.625	41.396
2	5:11.786	2:09.161	58.532
3	7:17.140	2:05.354	60.309
4	9:16.648	1:59.508	63.259
5	11:11.607	1:54.959	65.763

14 19 Leon MURPHY

Behind 9.887

Best Time 1:55.264 Best Speed 65.589 On 5 Gp a

Lap	Elapsed Time	Lap Time	Lap Speed
1	2:36.586	2:36.586	48.280
2	4:42.969	2:06.383	59.818
3	6:44.773	2:01.804	62.067
4	8:41.831	1:57.058	64.583
5	10:37.095	1:55.264	65.589

15 8 Ben COLE

Behind 10.062

Best Time 1:55.439 Best Speed 65.489 On 4 Gp a

Lap	Elapsed Time	Lap Time	Lap Speed
1	2:28.555	2:28.555	50.890
2	4:28.401	1:59.846	63.081
3	6:23.913	1:55.512	65.448
4	8:19.352	1:55.439	65.489
5	10:14.823	1:55.471	65.471

16 39 Oliver DUPUY

Behind 11.021

Best Time 1:56.398 Best Speed 64.950 On 5 Gp a

Lap	Elapsed Time	Lap Time	Lap Speed
1	2:22.563	2:22.563	53.029
2	4:27.822	2:05.259	60.355
3	6:28.217	2:00.395	62.793
4	8:27.870	1:59.653	63.183
5	10:24.268	1:56.398	64.950

KDM Hire Cookstown 100

JUNIOR SUPPORT

Junior Support Group A Qualifying

Friday, 26 April 2013

DETAILED RESULT



Qualifying Classification

Position

17 14 Jeff WARD

Behind 12.113

Best Time 1:57.490 Best Speed 64.346 On 2 Gp a

Lap	Elapsed Time	Lap Time	Lap Speed
1	2:51.084	2:51.084	44.189
2	4:48.574	1:57.490	64.346
3	6:47.889	1:59.315	63.362
4	8:47.350	1:59.461	63.284
5	10:46.810	1:59.460	63.285

18 34 Robert McMULLAN

Behind 12.665

Best Time 1:58.042 Best Speed 64.045 On 3 Gp a

Lap	Elapsed Time	Lap Time	Lap Speed
1	2:47.750	2:47.750	45.067
2	4:46.977	1:59.227	63.408
3	6:45.019	1:58.042	64.045
4	8:46.763	2:01.744	62.098
5	10:45.412	1:58.649	63.717

19 25 Richard McCONAGHIE

Behind 14.315

Best Time 1:59.692 Best Speed 63.162 On 5 Gp a

Lap	Elapsed Time	Lap Time	Lap Speed
1	2:36.051	2:36.051	48.446
2	4:42.610	2:06.559	59.735
3	6:44.440	2:01.830	62.054
4	8:45.499	2:01.059	62.449
5	10:45.191	1:59.692	63.162

20 16 Roy BEATTIE

Behind 17.218

Best Time 2:02.595 Best Speed 61.666 On 5 Gp a

Lap	Elapsed Time	Lap Time	Lap Speed
1	3:03.913	3:03.913	41.106
2	5:09.718	2:05.805	60.093
3	7:13.170	2:03.452	61.238
4	9:16.395	2:03.225	61.351
5	11:18.990	2:02.595	61.666

Qualifying Classification

Position

21 42 Brian LOUGHLIN

Behind 18.153

Best Time 2:03.530 Best Speed 61.200 On 5 Gp a

Lap	Elapsed Time	Lap Time	Lap Speed
1	2:33.391	2:33.391	49.286
2	4:41.964	2:08.573	58.799
3	6:51.756	2:09.792	58.247
4	8:57.228	2:05.472	60.252
5	11:00.758	2:03.530	61.200

22 1 R J WOOLSEY

Behind 20.113

Best Time 2:05.490 Best Speed 60.244 On 4 Gp a

Lap	Elapsed Time	Lap Time	Lap Speed
1	2:55.948	2:55.948	42.967
2	5:09.498	2:13.550	56.608
3	7:16.937	2:07.439	59.322
4	9:22.427	2:05.490	60.244

KDM Hire Cookstown 100


JUNIOR SUPPORT Junior Support Group B Qualifying Friday, 26 April 2013



Pos	Class	No	Name	Machine / Sponsor	----- Best Lap -----			On	Laps
					Time	Behind	Speed		
Qualifying Classification									
1	SJUN	72	Connor BEHAN	Kawasaki 650 - KMR Vauxhall Dealers NI	1:44.118		72.610	4	5
2	SJUN	101	Shane EGAN	Suzuki 650	1:45.559	1.441	71.619	4	4
3	SJUN	74	Tommy HENRY	Honda 250 - Hugh O'Kane Motors	1:47.491	3.373	70.331	4	4
4	SJUN	125	Nigel HOWARD	Suzuki 650	1:48.604	4.486	69.611	3	3
5	SJUN	97	William HARA	Suzuki 650 - New Look Blinds	1:49.585	5.467	68.988	3	4
6	SJUN	181	Damien HORGAN	Yamaha 400	1:52.399	8.281	67.260	3	4
7	SJUN	51	Liam CROTTY	Kawasaki 650	1:53.138	9.020	66.821	3	4
8	SJUN	124	Thomas WHITMORE	Suzuki 650	1:53.417	9.299	66.657	3	4
9	SJUN	168	Noel MURPHY	Suzuki 650 - Smurf Racing	1:54.340	10.222	66.119	3	4
10	SJUN	199	Jordan McGONIGLE	Suzuki 650	1:55.015	10.897	65.731	3	4
11	SJUN	188	Brendan FLYNN	Suzuki 650	1:56.060	11.942	65.139	3	4
12	SJUN	59	Anthony AMBLER	Suzuki 650	1:56.407	12.289	64.945	2	4
13	SJUN	56	Derek SCUFFIL	Kawasaki 400	1:58.911	14.793	63.577	3	4
14	SJUN	96	Stephen CARR	Kawasaki 400 - Once Bitten	1:59.428	15.310	63.302	3	3
15	SJUN	61	Roy McLARNON	Suzuki 650 - RMLR	1:59.592	15.474	63.215	3	4
16	SJUN	92	Michael LARKIN	Suzuki 650	2:01.859	17.741	62.039	2	3
17	SJUN	196	Richard FORD	Kawasaki 400 - RMKD	2:03.060	18.942	61.433	3	3
18	SJUN	142	Stuart RAYNER	Kawasaki 400	2:06.644	22.526	59.695	3	3
19	SJUN	52	Michael THOMAS	Honda 400	2:25.418	41.300	51.988	2	3
20	SJUN	88	Herbie McHENRY	Honda 250	2:33.706	49.588	49.185	2	3

Provisional result to be confirmed by the Stewards of the Meeting subject to completion of technical inspections & the time limit for protests

Page 1 / 1

Circuit	Orritor	Signed		Organising Club	Cookstown & District MCC
Length(miles)	2.1000		Chief Timekeeper	Qualifying Started	14:54
Weather	Cloudy	Issued At:	15:05		
Track	Damp				

KDM Hire Cookstown 100

JUNIOR SUPPORT

Junior Support Group B Qualifying

Friday, 26 April 2013

DETAILED RESULT



Qualifying Classification

Position

1 72 Connor BEHAN

Behind

Best Time **1:44.118** Best Speed **72.610** On **4** Gp **a**

Lap	Elapsed Time	Lap Time	Lap Speed
1	2:28.674	2:28.674	50.850
2	4:20.536	1:51.862	67.583
3	6:07.650	1:47.114	70.579
4	7:51.768	1:44.118	72.610
5	10:12.198	2:20.430	53.835

2 101 Shane EGAN

Behind **1.441**

Best Time **1:45.559** Best Speed **71.619** On **4** Gp **a**

Lap	Elapsed Time	Lap Time	Lap Speed
1	2:29.050	2:29.050	50.721
2	4:20.654	1:51.604	67.740
3	6:08.250	1:47.596	70.263
4	7:53.809	1:45.559	71.619

3 74 Tommy HENRY

Behind **3.373**

Best Time **1:47.491** Best Speed **70.331** On **4** Gp **a**

Lap	Elapsed Time	Lap Time	Lap Speed
1	2:33.935	2:33.935	49.112
2	4:25.533	1:51.598	67.743
3	6:15.216	1:49.683	68.926
4	8:02.707	1:47.491	70.331

4 125 Nigel HOWARD

Behind **4.486**

Best Time **1:48.604** Best Speed **69.611** On **3** Gp **a**

Lap	Elapsed Time	Lap Time	Lap Speed
1	2:39.568	2:39.568	47.378
2	4:32.451	1:52.883	66.972
3	6:21.055	1:48.604	69.611

5 97 William HARA

Behind **5.467**

Best Time **1:49.585** Best Speed **68.988** On **3** Gp **a**

Lap	Elapsed Time	Lap Time	Lap Speed
1	2:50.984	2:50.984	44.215
2	4:45.798	1:54.814	65.846
3	6:35.383	1:49.585	68.988
4	8:28.001	1:52.618	67.130

Qualifying Classification

Position

6 181 Damien HORGAN

Behind **8.281**

Best Time **1:52.399** Best Speed **67.260** On **3** Gp **a**

Lap	Elapsed Time	Lap Time	Lap Speed
1	2:40.587	2:40.587	47.077
2	4:38.371	1:57.784	64.185
3	6:30.770	1:52.399	67.260
4	8:25.058	1:54.288	66.149

7 51 Liam CROTTY

Behind **9.020**

Best Time **1:53.138** Best Speed **66.821** On **3** Gp **a**

Lap	Elapsed Time	Lap Time	Lap Speed
1	2:39.796	2:39.796	47.310
2	4:34.199	1:54.403	66.082
3	6:27.337	1:53.138	66.821
4	8:24.191	1:56.854	64.696

8 124 Thomas WHITMORE

Behind **9.299**

Best Time **1:53.417** Best Speed **66.657** On **3** Gp **a**

Lap	Elapsed Time	Lap Time	Lap Speed
1	3:08.711	3:08.711	40.061
2	5:04.193	1:55.482	65.465
3	6:57.610	1:53.417	66.657
4	9:13.690	2:16.080	55.556

9 168 Noel MURPHY

Behind **10.222**

Best Time **1:54.340** Best Speed **66.119** On **3** Gp **a**

Lap	Elapsed Time	Lap Time	Lap Speed
1	2:53.582	2:53.582	43.553
2	4:52.377	1:58.795	63.639
3	6:46.717	1:54.340	66.119
4	9:02.028	2:15.311	55.871

10 199 Jordan McGONIGLE

Behind **10.897**

Best Time **1:55.015** Best Speed **65.731** On **3** Gp **a**

Lap	Elapsed Time	Lap Time	Lap Speed
1	2:55.287	2:55.287	43.129
2	4:53.656	1:58.369	63.868
3	6:48.671	1:55.015	65.731
4	9:12.498	2:23.827	52.563

KDM Hire Cookstown 100

JUNIOR SUPPORT

Junior Support Group B Qualifying

Friday, 26 April 2013

DETAILED RESULT



Qualifying Classification

Position

11 188 Brendan FLYNN

Behind 11.942

Best Time 1:56.060 Best Speed 65.139 On 3 Gp a

Lap	Elapsed Time	Lap Time	Lap Speed
1	2:51.578	2:51.578	44.062
2	4:51.877	2:00.299	62.843
3	6:47.937	1:56.060	65.139
4	9:10.691	2:22.754	52.958

12 59 Anthony AMBLER

Behind 12.289

Best Time 1:56.407 Best Speed 64.945 On 2 Gp a

Lap	Elapsed Time	Lap Time	Lap Speed
1	3:04.168	3:04.168	41.049
2	5:00.575	1:56.407	64.945
3	6:57.158	1:56.583	64.847
4	9:17.388	2:20.230	53.911

13 56 Derek SCUFFIL

Behind 14.793

Best Time 1:58.911 Best Speed 63.577 On 3 Gp a

Lap	Elapsed Time	Lap Time	Lap Speed
1	3:05.866	3:05.866	40.674
2	5:05.452	1:59.586	63.218
3	7:04.363	1:58.911	63.577
4	9:26.268	2:21.905	53.275

14 96 Stephen CARR

Behind 15.310

Best Time 1:59.428 Best Speed 63.302 On 3 Gp a

Lap	Elapsed Time	Lap Time	Lap Speed
1	3:03.808	3:03.808	41.130
2	5:04.673	2:00.865	62.549
3	7:04.101	1:59.428	63.302

15 61 Roy McLARNON

Behind 15.474

Best Time 1:59.592 Best Speed 63.215 On 3 Gp a

Lap	Elapsed Time	Lap Time	Lap Speed
1	2:39.507	2:39.507	47.396
2	4:42.293	2:02.786	61.571
3	6:41.885	1:59.592	63.215
4	9:00.282	2:18.397	54.625

Qualifying Classification

Position

16 92 Michael LARKIN

Behind 17.741

Best Time 2:01.859 Best Speed 62.039 On 2 Gp a

Lap	Elapsed Time	Lap Time	Lap Speed
1	2:49.753	2:49.753	44.535
2	4:51.612	2:01.859	62.039
3	9:50.215	4:58.603	25.318

17 196 Richard FORD

Behind 18.942

Best Time 2:03.060 Best Speed 61.433 On 3 Gp a

Lap	Elapsed Time	Lap Time	Lap Speed
1	3:27.915	3:27.915	36.361
2	5:35.511	2:07.596	59.250
3	7:38.571	2:03.060	61.433

18 142 Stuart RAYNER

Behind 22.526

Best Time 2:06.644 Best Speed 59.695 On 3 Gp a

Lap	Elapsed Time	Lap Time	Lap Speed
1	3:35.517	3:35.517	35.078
2	5:44.058	2:08.541	58.814
3	7:50.702	2:06.644	59.695

19 52 Michael THOMAS

Behind 41.300

Best Time 2:25.418 Best Speed 51.988 On 2 Gp a

Lap	Elapsed Time	Lap Time	Lap Speed
1	3:55.027	3:55.027	32.167
2	6:20.445	2:25.418	51.988
3	8:58.989	2:38.544	47.684

20 88 Herbie McHENRY

Behind 49.588

Best Time 2:33.706 Best Speed 49.185 On 2 Gp a

Lap	Elapsed Time	Lap Time	Lap Speed
1	3:54.090	3:54.090	32.295
2	6:27.796	2:33.706	49.185
3	9:12.541	2:44.745	45.889

KDM Hire Cookstown 100

JUNIOR SUPPORT Combined Qualifying




Pos	Class	No	Name	-----Best Time / Qual Laps-----		Overall Best Time / Speed /	
				Session A	Session B	Total Qual Laps	
Qualifying Classification							
1	SJUN	72	Connor BEHAN	-----	1:44.118	1:44.118	72.610
2	SJUN	36	Mark HANNA	1:45.377	-----	1:45.377	71.742
3	SJUN	101	Shane EGAN	-----	1:45.559	1:45.559	71.619
4	SJUN	74	Tommy HENRY	-----	1:47.491	1:47.491	70.331
5	SJUN	30	Aron HATCH	1:48.582	-----	1:48.582	69.625
6	SJUN	125	Nigel HOWARD	-----	1:48.604	1:48.604	69.611
7	SJUN	97	William HARA	-----	1:49.585	1:49.585	68.988
8	SJUN	31	Neil VICARS	1:51.077	-----	1:51.077	68.061
9	SJUN	32	Stephen McKEOWN	1:51.557	-----	1:51.557	67.768
10	SJUN	9	Gavin LUPTON	1:51.734	-----	1:51.734	67.661
11	SJUN	27	Alastair HAWORTH	1:51.775	-----	1:51.775	67.636
12	SJUN	43	Robbie LYALL	1:51.994	-----	1:51.994	67.504
13	SJUN	38	Derek WILKIE	1:52.185	-----	1:52.185	67.389
14	SJUN	181	Damien HORGAN	-----	1:52.399	1:52.399	67.260
15	SJUN	45	Colin MARTIN	1:52.906	-----	1:52.906	66.958
16	SJUN	51	Liam CROTTY	-----	1:53.138	1:53.138	66.821
17	SJUN	124	Thomas WHITMORE	-----	1:53.417	1:53.417	66.657
18	SJUN	47	Davie BLACK	1:53.758	-----	1:53.758	66.457
19	SJUN	117	Alastair BAYLEY	1:53.942	-----	1:53.942	66.350
20	SJUN	11	John CAHILL	1:54.034	-----	1:54.034	66.296
21	SJUN	168	Noel MURPHY	-----	1:54.340	1:54.340	66.119
22	SJUN	22	Rikki McGOVERN	1:54.959	-----	1:54.959	65.763
23	SJUN	199	Jordan McGONIGLE	-----	1:55.015	1:55.015	65.731
24	SJUN	19	Leon MURPHY	1:55.264	-----	1:55.264	65.589
25	SJUN	8	Ben COLE	1:55.439	-----	1:55.439	65.489
26	SJUN	188	Brendan FLYNN	-----	1:56.060	1:56.060	65.139
27	SJUN	39	Oliver DUPUY	1:56.398	-----	1:56.398	64.950
28	SJUN	59	Anthony AMBLER	-----	1:56.407	1:56.407	64.945
29	SJUN	14	Jeff WARD	1:57.490	-----	1:57.490	64.346
30	SJUN	34	Robert McMULLAN	1:58.042	-----	1:58.042	64.045
31	SJUN	56	Derek SCUFFIL	-----	1:58.911	1:58.911	63.577
32	SJUN	96	Stephen CARR	-----	1:59.428	1:59.428	63.302
33	SJUN	61	Roy McLARNON	-----	1:59.592	1:59.592	63.215
34	SJUN	25	Richard McCONAGHIE	1:59.692	-----	1:59.692	63.162
35	SJUN	92	Michael LARKIN	-----	2:01.859	2:01.859	62.039
36	SJUN	16	Roy BEATTIE	2:02.595	-----	2:02.595	61.666
37	SJUN	196	Richard FORD	-----	2:03.060	2:03.060	61.433
38	SJUN	42	Brian LOUGHLIN	2:03.530	-----	2:03.530	61.200
39	SJUN	1	R J WOOLSEY	2:05.490	-----	2:05.490	60.244
40	SJUN	142	Stuart RAYNER	-----	2:06.644	2:06.644	59.695
41	SJUN	52	Michael THOMAS	-----	2:25.418	2:25.418	51.988
42	SJUN	88	Herbie McHENRY	-----	2:33.706	2:33.706	49.185

Fastest 23 to A Race; Remainder to B race

Provisional result to be confirmed by the Stewards of the Meeting subject to completion of technical inspections & the time limit for protests

Page 1 / 1

Circuit	Orritor	Signed	 Chief Timekeeper	Organising Club	Cookstown & District MCC
Length(miles)	2.1000	Issued At:			
Weather					
Track					

KDM HIRE COOKSTOWN 100

JUNIOR SUPPORT

Orritor 2.100 Miles

R2: Greenvale Hotel Junior Support A


27/04/2013 09:55

Race (7 Laps)

RACE 2 - JUNIOR SUPPORT A

9	22	199	
	25	26	
8	117	11	168
	22	23	24
7	51	124	47
	19	22	21
6	181	45	
	16	17	18
5	27	43	38
	13	14	15
4	31	32	9
	10	11	12
3			
	7	8	9
2	74	30	97
	4	5	6
1	72	36	101
	1	2	3

POLE POSITION



KDM HIRE COOKSTOWN 100

JUNIOR SUPPORT

Orritor 2.100 Miles

R1: Cookstown Caravans Junior Support B

26/04/2013 18:30

Race (6 Laps)

RACE 1 - JUNIOR SUPPORT B

8	88 22		
7	1	142	52 C
6	196	42	18
5	25	92	16
4	56	96	61 B
3	34		9
2	39	59	14
1	19	8	188 A
	POLE POSITION 1	2	3

KDM Hire Cookstown 100

JUNIOR SUPPORT

Race 5 - Greenvale Hotel Junior Support A

Saturday, 27 April 2013



Pos	Class	No	Name	Machine / Sponsor	Gp	Laps	Total Time	Behind	Speed	-----Best Lap-----	
										Time	Speed

Race Classification

1	SJUN	72	Connor BEHAN	Kawasaki 650 - KMR Vauxhall Dealers NI	a	7	11:11.778		78.776	1:33.871	80.536	7
2	SJUN	9	Gavin LUPTON	Suzuki 650 - S&D Racing	b	7	11:32.191	20.413	76.453	1:36.681	78.195	6
3	SJUN	27	Alastair HAWORTH	Yamaha 400 - Doons Stores	b	7	11:32.251	20.473	76.446	1:37.027	77.916	3
4	SJUN	101	Shane EGAN	Suzuki 650	a	7	11:33.827	22.049	76.273	1:37.970	77.166	5
5	SJUN	74	Tommy HENRY	Honda 250 - Hugh O'Kane Motors	a	7	11:44.758	32.980	75.090	1:38.994	76.368	7
6	SJUN	97	William HARA	Suzuki 650 - New Look Blinds	a	7	11:49.239	37.461	74.615	1:38.576	76.692	7
7	SJUN	45	Colin MARTIN	Kawasaki 400	b	7	11:51.707	39.929	74.356	1:39.550	75.942	7
8	SJUN	31	Neil VICARS	Suzuki 650	a	7	11:51.790	40.012	74.348	1:39.677	75.845	7
9	SJUN	43	Robbie LYALL	Kawasaki 650	b	7	11:51.900	40.122	74.336	1:39.449	76.019	7
10	SJUN	38	Derek WILKIE	Kawasaki 400	b	7	11:54.436	42.658	74.072	1:40.322	75.357	6
11	SJUN	51	Liam CROTTY	Kawasaki 650	c	7	11:57.974	46.196	73.707	1:40.333	75.349	4
12	SJUN	168	Noel MURPHY	Suzuki 650 - Smurf Racing	c	7	12:05.528	53.750	72.940	1:39.751	75.789	7
13	SJUN	47	Davie BLACK	Suzuki 650 - John Hunter Racing	c	7	12:11.028	59.250	72.391	1:42.988	73.407	3
14	SJUN	11	John CAHILL	Suzuki 650	c	7	12:13.273	1:01.495	72.170	1:42.239	73.944	4
15	SJUN	124	Thomas WHITMORE	Suzuki 650	c	7	12:21.677	1:09.899	71.352	1:42.630	73.663	7
16	SJUN	22	Rikki McGOVERN	Honda 400	c	7	12:22.148	1:10.370	71.307	1:43.135	73.302	6
17	SJUN	181	Damien HORGAN	Yamaha 400	b	7	12:47.309	1:35.531	68.968	1:46.683	70.864	6
18	SJUN	199	Jordan McGONIGLE	Suzuki 650	c	6	10:46.311	1 Lap	70.183	1:45.197	71.865	6

Fastest Lap / New Lap Record 80.607 mph (Previously 78.806 mph)


SJUN	36	Mark HANNA	Honda 250 - Roy Hanna Motors	a						1:33.788	80.607	5
------	----	------------	------------------------------	---	--	--	--	--	--	----------	--------	---

Not Classified

DNF	SJUN	36	Mark HANNA	Honda 250 - Roy Hanna Motors	a	6	9:38.201	1 Lap	78.450	1:33.788	80.607	5
DNF	SJUN	117	Alastair BAYLEY	Suzuki 650 - ABR Moto	c	2	4:03.717	5 Laps	62.039	1:49.114	69.285	1
DNF	SJUN	32	Stephen McKEOWN	Suzuki 650 - DTR Tyres	b	1	1:46.995	6 Laps	70.658	1:46.995	70.658	1

Provisional result to be confirmed by the Stewards of the Meeting subject to completion of technical inspections & the time limit for protests

Page 1 / 1


Circuit	Orritor	Signed		Organising Club	Cookstown & District MCC
Length(miles)	2.1000		Chief Timekeeper	Race Started	12:23
Weather	Sunny	Issued At:	12:39	Gp Time Diff - b 12.76 / c 25.92	
Track	Dry				



MCUI Ulster
Centre Timing
powered by
e-Laps timing software

www.elaps-timing.com





JUNIOR SUPPORT

Race 5 - Greenvale Hotel Junior Support A

Saturday, 27 April 2013

DETAILED RESULT

Race Classification

1 72 Connor BEHAN

Total Time **11:11.778** Avg Speed **78.776** Behind
Best Time **1:33.871** Best Speed **80.536** On **7** Gp **a**

Lap	Elapsed Time	Lap Time	Lap Speed
1	1:41.879	1:41.879	74.206
2	3:17.687	1:35.808	78.908
3	4:54.158	1:36.471	78.366
4	6:28.392	1:34.234	80.226
5	8:02.592	1:34.200	80.255
6	9:37.907	1:35.315	79.316
7	11:11.778	1:33.871	80.536

2 9 Gavin LUPTON

Total Time **11:32.191** Avg Speed **76.453** Behind **20.413**
Best Time **1:36.681** Best Speed **78.195** On **6** Gp **b**

Lap	Elapsed Time	Lap Time	Lap Speed
1	1:43.312	1:43.312	73.176
2	3:21.900	1:38.588	76.683
3	5:00.006	1:38.106	77.060
4	6:38.283	1:38.277	76.925
5	8:16.701	1:38.418	76.815
6	9:53.382	1:36.681	78.195
7	11:32.191	1:38.809	76.511

3 27 Alastair HAWORTH

Total Time **11:32.251** Avg Speed **76.446** Behind **20.473**
Best Time **1:37.027** Best Speed **77.916** On **3** Gp **b**

Lap	Elapsed Time	Lap Time	Lap Speed
1	1:43.462	1:43.462	73.070
2	3:21.304	1:37.842	77.267
3	4:58.331	1:37.027	77.916
4	6:37.425	1:39.094	76.291
5	8:17.507	1:40.082	75.538
6	9:54.562	1:37.055	77.894
7	11:32.251	1:37.689	77.388

4 101 Shane EGAN

Total Time **11:33.827** Avg Speed **76.273** Behind **22.049**
Best Time **1:37.970** Best Speed **77.166** On **5** Gp **a**

Lap	Elapsed Time	Lap Time	Lap Speed
1	1:43.841	1:43.841	72.804
2	3:22.130	1:38.289	76.916
3	5:00.430	1:38.300	76.907
4	6:38.991	1:38.561	76.704
5	8:16.961	1:37.970	77.166
6	9:55.359	1:38.398	76.831
7	11:33.827	1:38.468	76.776

Race Classification

5 74 Tommy HENRY

Total Time **11:44.758** Avg Speed **75.090** Behind **32.980**
Best Time **1:38.994** Best Speed **76.368** On **7** Gp **a**

Lap	Elapsed Time	Lap Time	Lap Speed
1	1:45.312	1:45.312	71.787
2	3:24.943	1:39.631	75.880
3	5:06.073	1:41.130	74.755
4	6:45.989	1:39.916	75.664
5	8:25.943	1:39.954	75.635
6	10:05.764	1:39.821	75.736
7	11:44.758	1:38.994	76.368

6 97 William HARA

Total Time **11:49.239** Avg Speed **74.615** Behind **37.461**
Best Time **1:38.576** Best Speed **76.692** On **7** Gp **a**

Lap	Elapsed Time	Lap Time	Lap Speed
1	1:46.271	1:46.271	71.139
2	3:25.809	1:39.538	75.951
3	5:09.430	1:43.621	72.958
4	6:50.052	1:40.622	75.133
5	8:31.017	1:40.965	74.877
6	10:10.663	1:39.646	75.869
7	11:49.239	1:38.576	76.692

7 45 Colin MARTIN

Total Time **11:51.707** Avg Speed **74.356** Behind **39.929**
Best Time **1:39.550** Best Speed **75.942** On **7** Gp **b**

Lap	Elapsed Time	Lap Time	Lap Speed
1	1:47.841	1:47.841	70.103
2	3:29.934	1:42.093	74.050
3	5:11.535	1:41.601	74.409
4	6:51.858	1:40.323	75.357
5	8:32.361	1:40.503	75.222
6	10:12.157	1:39.796	75.755
7	11:51.707	1:39.550	75.942

8 31 Neil VICARS

Total Time **11:51.790** Avg Speed **74.348** Behind **40.012**
Best Time **1:39.677** Best Speed **75.845** On **7** Gp **a**

Lap	Elapsed Time	Lap Time	Lap Speed
1	1:47.376	1:47.376	70.407
2	3:27.518	1:40.142	75.493
3	5:09.967	1:42.449	73.793
4	6:51.387	1:41.420	74.542
5	8:31.879	1:40.492	75.230
6	10:12.113	1:40.234	75.424
7	11:51.790	1:39.677	75.845


KDM Hire Cookstown 100

JUNIOR SUPPORT

Race 5 - Greenvale Hotel Junior Support A

Saturday, 27 April 2013

DETAILED RESULT



Race Classification

9 43 Robbie LYALL

Total Time **11:51.900** Avg Speed **74.336** Behind **40.122**
Best Time **1:39.449** Best Speed **76.019** On **7** Gp **b**

Lap	Elapsed Time	Lap Time	Lap Speed
1	1:48.323	1:48.323	69.791
2	3:29.360	1:41.037	74.824
3	5:10.086	1:40.726	75.055
4	6:51.477	1:41.391	74.563
5	8:32.083	1:40.606	75.145
6	10:12.451	1:40.368	75.323
7	11:51.900	1:39.449	76.019

10 38 Derek WILKIE

Total Time **11:54.436** Avg Speed **74.072** Behind **42.658**
Best Time **1:40.322** Best Speed **75.357** On **6** Gp **b**

Lap	Elapsed Time	Lap Time	Lap Speed
1	1:47.429	1:47.429	70.372
2	3:29.231	1:41.802	74.262
3	5:11.227	1:41.996	74.121
4	6:52.724	1:41.497	74.485
5	8:33.503	1:40.779	75.016
6	10:13.825	1:40.322	75.357
7	11:54.436	1:40.611	75.141

11 51 Liam CROTTY

Total Time **11:57.974** Avg Speed **73.707** Behind **46.196**
Best Time **1:40.333** Best Speed **75.349** On **4** Gp **c**

Lap	Elapsed Time	Lap Time	Lap Speed
1	1:46.809	1:46.809	70.781
2	3:29.864	1:43.055	73.359
3	5:11.807	1:41.943	74.159
4	6:52.140	1:40.333	75.349
5	8:34.352	1:42.212	73.964
6	10:16.622	1:42.270	73.922
7	11:57.974	1:41.352	74.592

12 168 Noel MURPHY

Total Time **12:05.528** Avg Speed **72.940** Behind **53.750**
Best Time **1:39.751** Best Speed **75.789** On **7** Gp **c**

Lap	Elapsed Time	Lap Time	Lap Speed
1	1:52.306	1:52.306	67.316
2	3:35.059	1:42.753	73.574
3	5:18.974	1:43.915	72.752
4	7:00.682	1:41.708	74.330
5	8:43.051	1:42.369	73.850
6	10:25.777	1:42.726	73.594
7	12:05.528	1:39.751	75.789

Race Classification

13 47 Davie BLACK

Total Time **12:11.028** Avg Speed **72.391** Behind **59.250**
Best Time **1:42.988** Best Speed **73.407** On **3** Gp **c**

Lap	Elapsed Time	Lap Time	Lap Speed
1	1:48.625	1:48.625	69.597
2	3:32.053	1:43.428	73.094
3	5:15.041	1:42.988	73.407
4	6:58.484	1:43.443	73.084
5	8:42.164	1:43.680	72.917
6	10:26.278	1:44.114	72.613
7	12:11.028	1:44.750	72.172

14 11 John CAHILL

Total Time **12:13.273** Avg Speed **72.170** Behind **1:01.495**
Best Time **1:42.239** Best Speed **73.944** On **4** Gp **c**

Lap	Elapsed Time	Lap Time	Lap Speed
1	1:52.666	1:52.666	67.101
2	3:38.524	1:45.858	71.416
3	5:21.352	1:42.828	73.521
4	7:03.591	1:42.239	73.944
5	8:46.881	1:43.290	73.192
6	10:30.071	1:43.190	73.263
7	12:13.273	1:43.202	73.254

15 124 Thomas WHITMORE

Total Time **12:21.677** Avg Speed **71.352** Behind **1:09.899**
Best Time **1:42.630** Best Speed **73.663** On **7** Gp **c**

Lap	Elapsed Time	Lap Time	Lap Speed
1	1:52.251	1:52.251	67.349
2	3:38.494	1:46.243	71.158
3	5:24.071	1:45.577	71.607
4	7:08.995	1:44.924	72.052
5	8:54.522	1:45.527	71.640
6	10:39.047	1:44.525	72.327
7	12:21.677	1:42.630	73.663

16 22 Rikki McGOVERN

Total Time **12:22.148** Avg Speed **71.307** Behind **1:10.370**
Best Time **1:43.135** Best Speed **73.302** On **6** Gp **c**

Lap	Elapsed Time	Lap Time	Lap Speed
1	1:55.187	1:55.187	65.632
2	3:42.106	1:46.919	70.708
3	5:26.693	1:44.587	72.284
4	7:10.422	1:43.729	72.882
5	8:54.085	1:43.663	72.929
6	10:37.220	1:43.135	73.302
7	12:22.148	1:44.928	72.049



MCUI Ulster
Centre Timing
powered by
e-Laps timing software

www.elaps-timing.com




KDM Hire Cookstown 100

JUNIOR SUPPORT

Race 5 - Greenvale Hotel Junior Support A

Saturday, 27 April 2013

DETAILED RESULT



Race Classification

17 181 Damien HORGAN

Total Time **12:47.309** Avg Speed **68.968** Behind **1:35.531**

Best Time **1:46.683** Best Speed **70.864** On **6** Gp **b**

Lap	Elapsed Time	Lap Time	Lap Speed
1	1:55.258	1:55.258	65.592
2	3:45.032	1:49.774	68.869
3	5:34.287	1:49.255	69.196
4	7:23.462	1:49.175	69.247
5	9:10.802	1:47.340	70.430
6	10:57.485	1:46.683	70.864
7	12:47.309	1:49.824	68.837

18 199 Jordan McGONIGLE

Total Time **10:46.311** Avg Speed **70.183** Behind **1 Lap**

Best Time **1:45.197** Best Speed **71.865** On **6** Gp **c**

Lap	Elapsed Time	Lap Time	Lap Speed
1	1:54.586	1:54.586	65.977
2	3:41.321	1:46.735	70.830
3	5:26.564	1:45.243	71.834
4	7:13.906	1:47.342	70.429
5	9:01.114	1:47.208	70.517
6	10:46.311	1:45.197	71.865

Not Classified

DNF 36 Mark HANNA

Total Time **9:38.201** Avg Speed **78.450** Behind **1 Lap**

Best Time **1:33.788** Best Speed **80.607** On **5** Gp **a**

Lap	Elapsed Time	Lap Time	Lap Speed
1	1:42.832	1:42.832	73.518
2	3:18.455	1:35.623	79.060
3	4:54.296	1:35.841	78.881
4	6:28.567	1:34.271	80.194
5	8:02.355	1:33.788	80.607
6	9:38.201	1:35.846	78.877

DNF 117 Alastair BAYLEY

Total Time **4:03.717** Avg Speed **62.039** Behind **5 Laps**

Best Time **1:49.114** Best Speed **69.285** On **1** Gp **c**

Lap	Elapsed Time	Lap Time	Lap Speed
1	1:49.114	1:49.114	69.285
2	4:03.717	2:14.603	56.165

Not Classified

DNF 32 Stephen McKEOWN

Total Time **1:46.995** Avg Speed **70.658** Behind **6 Laps**

Best Time **1:46.995** Best Speed **70.658** On **1** Gp **b**

Lap	Elapsed Time	Lap Time	Lap Speed
1	1:46.995	1:46.995	70.658



MCUI Ulster
Centre Timing
powered by
e-Laps timing software

www.elaps-timing.com




KDM Hire Cookstown 100

JUNIOR SUPPORT

Race 5 - Greenvale Hotel Junior Support A

LAP CHART




1					3					5				
No	Name	G	Elapsed Time	Lap Time	No	Name	G	Elapsed Time	Lap Time	No	Name	G	Elapsed Time	Lap Time
72	Connor BEHAN	a	1:41.879	1:41.879	72	Connor BEHAN	a	4:54.158	1:36.471	36	Mark HANNA	a	8:02.355	1:33.788
36	Mark HANNA	a	1:42.832	1:42.832	36	Mark HANNA	a	4:54.296	1:35.841	72	Connor BEHAN	a	8:02.592	1:34.200
9	Gavin LUPTON	b	1:43.312	1:43.312	27	Alastair HAWORTH	b	4:58.331	1:37.027	9	Gavin LUPTON	b	8:16.701	1:38.418
27	Alastair HAWORTH	b	1:43.462	1:43.462	9	Gavin LUPTON	b	5:00.006	1:38.106	101	Shane EGAN	a	8:16.961	1:37.970
101	Shane EGAN	a	1:43.841	1:43.841	101	Shane EGAN	a	5:00.430	1:38.300	27	Alastair HAWORTH	b	8:17.507	1:40.082
74	Tommy HENRY	a	1:45.312	1:45.312	74	Tommy HENRY	a	5:06.073	1:41.130	74	Tommy HENRY	a	8:25.943	1:39.954
97	William HARA	a	1:46.271	1:46.271	97	William HARA	a	5:09.430	1:43.621	97	William HARA	a	8:31.017	1:40.965
51	Liam CROTTY	c	1:46.809	1:46.809	31	Neil VICARS	a	5:09.967	1:42.449	31	Neil VICARS	a	8:31.879	1:40.492
32	Stephen McKEOWN	b	1:46.995	1:46.995	43	Robbie LYALL	b	5:10.086	1:40.726	43	Robbie LYALL	b	8:32.083	1:40.606
31	Neil VICARS	a	1:47.376	1:47.376	38	Derek WILKIE	b	5:11.227	1:41.996	45	Colin MARTIN	b	8:32.361	1:40.503
38	Derek WILKIE	b	1:47.429	1:47.429	45	Colin MARTIN	b	5:11.535	1:41.601	38	Derek WILKIE	b	8:33.503	1:40.779
45	Colin MARTIN	b	1:47.841	1:47.841	51	Liam CROTTY	c	5:11.807	1:41.943	51	Liam CROTTY	c	8:34.352	1:42.212
43	Robbie LYALL	b	1:48.323	1:48.323	47	Davie BLACK	c	5:15.041	1:42.988	47	Davie BLACK	c	8:42.164	1:43.680
47	Davie BLACK	c	1:48.625	1:48.625	168	Noel MURPHY	c	5:18.974	1:43.915	168	Noel MURPHY	c	8:43.051	1:42.369
117	Alastair BAYLEY	c	1:49.114	1:49.114	11	John CAHILL	c	5:21.352	1:42.828	11	John CAHILL	c	8:46.881	1:43.290
124	Thomas WHITMORE	c	1:52.251	1:52.251	124	Thomas WHITMORE	c	5:24.071	1:45.577	22	Rikki McGOVERN	c	8:54.085	1:43.663
168	Noel MURPHY	c	1:52.306	1:52.306	199	Jordan McGONIGLE	c	5:26.564	1:45.243	124	Thomas WHITMORE	c	8:54.522	1:45.527
11	John CAHILL	c	1:52.666	1:52.666	22	Rikki McGOVERN	c	5:26.693	1:44.587	199	Jordan McGONIGLE	c	9:01.114	1:47.208
199	Jordan McGONIGLE	c	1:54.586	1:54.586	181	Damien HORGAN	b	5:34.287	1:49.255	181	Damien HORGAN	b	9:10.802	1:47.340
22	Rikki McGOVERN	c	1:55.187	1:55.187	4					6				
181	Damien HORGAN	b	1:55.258	1:55.258										
2					4					6				
No	Name	G	Elapsed Time	Lap Time	No	Name	G	Elapsed Time	Lap Time	No	Name	G	Elapsed Time	Lap Time
72	Connor BEHAN	a	3:17.687	1:35.808	72	Connor BEHAN	a	6:28.392	1:34.234	72	Connor BEHAN	a	9:37.907	1:35.315
36	Mark HANNA	a	3:18.455	1:35.623	36	Mark HANNA	a	6:28.567	1:34.271	36	Mark HANNA	a	9:38.201	1:35.846
27	Alastair HAWORTH	b	3:21.304	1:37.842	27	Alastair HAWORTH	b	6:37.425	1:39.094	9	Gavin LUPTON	b	9:53.382	1:36.681
9	Gavin LUPTON	b	3:21.900	1:38.588	9	Gavin LUPTON	b	6:38.283	1:38.277	27	Alastair HAWORTH	b	9:54.562	1:37.055
101	Shane EGAN	a	3:22.130	1:38.289	101	Shane EGAN	a	6:38.991	1:38.561	101	Shane EGAN	a	9:55.359	1:38.398
74	Tommy HENRY	a	3:24.943	1:39.631	74	Tommy HENRY	a	6:45.989	1:39.916	74	Tommy HENRY	a	10:05.764	1:39.821
97	William HARA	a	3:25.809	1:39.538	97	William HARA	a	6:50.052	1:40.622	97	William HARA	a	10:10.663	1:39.646
31	Neil VICARS	a	3:27.518	1:40.142	31	Neil VICARS	a	6:51.387	1:41.420	31	Neil VICARS	a	10:12.113	1:40.234
38	Derek WILKIE	b	3:29.231	1:41.802	43	Robbie LYALL	b	6:51.477	1:41.391	45	Colin MARTIN	b	10:12.157	1:39.796
43	Robbie LYALL	b	3:29.360	1:41.037	45	Colin MARTIN	b	6:51.858	1:40.323	43	Robbie LYALL	b	10:12.451	1:40.368
51	Liam CROTTY	c	3:29.864	1:43.055	51	Liam CROTTY	c	6:52.140	1:40.333	38	Derek WILKIE	b	10:13.825	1:40.322
45	Colin MARTIN	b	3:29.934	1:42.093	38	Derek WILKIE	b	6:52.724	1:41.497	51	Liam CROTTY	c	10:16.622	1:42.270
47	Davie BLACK	c	3:32.053	1:43.428	47	Davie BLACK	c	6:58.484	1:43.443	168	Noel MURPHY	c	10:25.777	1:42.726
168	Noel MURPHY	c	3:35.059	1:42.753	168	Noel MURPHY	c	7:00.682	1:41.708	47	Davie BLACK	c	10:26.278	1:44.114
124	Thomas WHITMORE	c	3:38.494	1:46.243	11	John CAHILL	c	7:03.591	1:42.239	11	John CAHILL	c	10:30.071	1:43.190
11	John CAHILL	c	3:38.524	1:45.858	124	Thomas WHITMORE	c	7:08.995	1:44.924	22	Rikki McGOVERN	c	10:37.220	1:43.135
199	Jordan McGONIGLE	c	3:41.321	1:46.735	22	Rikki McGOVERN	c	7:10.422	1:43.729	124	Thomas WHITMORE	c	10:39.047	1:44.525
22	Rikki McGOVERN	c	3:42.106	1:46.919	199	Jordan McGONIGLE	c	7:13.906	1:47.342	199	Jordan McGONIGLE	c	10:46.311	1:45.197
181	Damien HORGAN	b	3:45.032	1:49.774	181	Damien HORGAN	b	7:23.462	1:49.175	181	Damien HORGAN	b	10:57.485	1:46.683
117	Alastair BAYLEY	c	4:03.717	2:14.603										

KDM Hire Cookstown 100

JUNIOR SUPPORT

Race 5 - Greenvale Hotel Junior Support A

LAP CHART



7

No	Name	G	Elapsed Time	Lap Time
72	Connor BEHAN	a	11:11.778	1:33.871
9	Gavin LUPTON	b	11:32.191	1:38.809
27	Alastair HAWORTH	b	11:32.251	1:37.689
101	Shane EGAN	a	11:33.827	1:38.468
74	Tommy HENRY	a	11:44.758	1:38.994
97	William HARA	a	11:49.239	1:38.576
45	Colin MARTIN	b	11:51.707	1:39.550
31	Neil VICARS	a	11:51.790	1:39.677
43	Robbie LYALL	b	11:51.900	1:39.449
38	Derek WILKIE	b	11:54.436	1:40.611
51	Liam CROTTY	c	11:57.974	1:41.352
168	Noel MURPHY	c	12:05.528	1:39.751
47	Davie BLACK	c	12:11.028	1:44.750
11	John CAHILL	c	12:13.273	1:43.202
124	Thomas WHITMORE	c	12:21.677	1:42.630
22	Rikki McGOVERN	c	12:22.148	1:44.928
181	Damien HORGAN	b	12:47.309	1:49.824

KDM Hire Cookstown 100

JUNIOR SUPPORT

Race 1 - Cookstown Caravans Junior Support B

Saturday, 27 April 2013




Pos	Class	No	Name	Machine / Sponsor	Gp	Laps	Total Time	Behind	Speed	-----Best Lap-----		
										Time	Speed	On
Race Classification												
1	SJUN	59	Anthony AMBLER	Suzuki 650	a	6	10:17.121		73.503	1:40.940	74.896	3
2	SJUN	1	R J WOOLSEY	Kawasaki 650 - KMR	c	6	10:29.048	11.927	72.109	1:42.220	73.958	5
3	SJUN	39	Oliver DUPUY	Kawasaki 650	a	6	10:33.490	16.369	71.603	1:42.674	73.631	4
4	SJUN	8	Ben COLE	Kawasaki 400	a	6	10:33.762	16.641	71.573	1:43.243	73.225	6
5	SJUN	14	Jeff WARD	Kawasaki 650	a	6	10:34.254	17.133	71.517	1:42.891	73.476	6
6	SJUN	34	Robert McMULLAN	Kawasaki 400 - McMullan Racing	a	6	10:35.128	18.007	71.419	1:43.372	73.134	4
7	SJUN	19	Leon MURPHY	Suzuki 650	a	6	10:44.624	27.503	70.367	1:45.507	71.654	6
8	SJUN	92	Michael LARKIN	Suzuki 650	b	6	10:46.904	29.783	70.119	1:43.133	73.303	2
9	SJUN	25	Richard McCONAGHIE	Suzuki 650	b	6	10:47.634	30.513	70.040	1:45.689	71.531	5
10	SJUN	42	Brian LOUGHLIN	Suzuki 650	b	6	10:48.533	31.412	69.942	1:44.499	72.345	5
11	SJUN	188	Brendan FLYNN	Suzuki 650	a	6	10:51.436	34.315	69.631	1:47.022	70.640	2
12	SJUN	56	Derek SCUFFIL	Kawasaki 400	b	6	10:51.467	34.346	69.627	1:46.907	70.716	6
13	SJUN	196	Richard FORD	Kawasaki 400 - RMKD	b	6	10:56.756	39.635	69.067	1:46.134	71.231	6
14	SJUN	61	Roy McLARNON	Suzuki 650 - RMLR	b	6	11:03.377	46.256	68.377	1:46.698	70.854	6
15	SJUN	96	Stephen CARR	Kawasaki 400 - Once Bitten	b	6	11:04.528	47.407	68.259	1:47.978	70.014	5
16	SJUN	16	Roy BEATTIE	Kawasaki 400	b	6	11:39.156	1:22.035	64.878	1:52.169	67.398	4
17	SJUN	52	Michael THOMAS	Honda 400	c	5	10:37.622	1 Lap	59.283	2:05.177	60.394	3

Fastest Lap

SJUN	59	Anthony AMBLER	Suzuki 650	a						1:40.940	74.896	3
------	----	----------------	------------	---	--	--	--	--	--	----------	--------	---

Provisional result to be confirmed by the Stewards of the Meeting subject to completion of technical inspections & the time limit for protests

Page 1 / 1


Circuit	Orritor	Signed		Organising Club	Cookstown & District MCC
Length(miles)	2.1000		Chief Timekeeper	Race Started	10:58
Weather	Sunny	Issued At:	11:10	Gp Time Diff - b	12.34 / c 25.53
Track	Dry				



MCUI Ulster
Centre Timing
powered by
e-Laps timing software

www.elaps-timing.com





JUNIOR SUPPORT

Race 1 - Cookstown Caravans Junior Support B

Saturday, 27 April 2013

DETAILED RESULT

Race Classification

1 59 Anthony AMBLER

Total Time **10:17.121** Avg Speed **73.503** Behind
 Best Time **1:40.940** Best Speed **74.896** On **3** Gp **a**

Lap	Elapsed Time	Lap Time	Lap Speed
1	1:49.595	1:49.595	68.981
2	3:31.860	1:42.265	73.926
3	5:12.800	1:40.940	74.896
4	6:54.093	1:41.293	74.635
5	8:35.546	1:41.453	74.517
6	10:17.121	1:41.575	74.428

2 1 R J WOOLSEY

Total Time **10:29.048** Avg Speed **72.109** Behind **11.927**
 Best Time **1:42.220** Best Speed **73.958** On **5** Gp **c**

Lap	Elapsed Time	Lap Time	Lap Speed
1	1:52.210	1:52.210	67.374
2	3:37.310	1:45.100	71.931
3	5:19.688	1:42.378	73.844
4	7:04.060	1:44.372	72.433
5	8:46.280	1:42.220	73.958
6	10:29.048	1:42.768	73.564

3 39 Oliver DUPUY

Total Time **10:33.490** Avg Speed **71.603** Behind **16.369**
 Best Time **1:42.674** Best Speed **73.631** On **4** Gp **a**

Lap	Elapsed Time	Lap Time	Lap Speed
1	1:50.828	1:50.828	68.214
2	3:36.192	1:45.364	71.751
3	5:21.014	1:44.822	72.122
4	7:03.688	1:42.674	73.631
5	8:50.188	1:46.500	70.986
6	10:33.490	1:43.302	73.183

4 8 Ben COLE

Total Time **10:33.762** Avg Speed **71.573** Behind **16.641**
 Best Time **1:43.243** Best Speed **73.225** On **6** Gp **a**

Lap	Elapsed Time	Lap Time	Lap Speed
1	1:50.430	1:50.430	68.460
2	3:36.073	1:45.643	71.562
3	5:22.176	1:46.103	71.252
4	7:05.593	1:43.417	73.102
5	8:50.519	1:44.926	72.051
6	10:33.762	1:43.243	73.225

Race Classification

5 14 Jeff WARD

Total Time **10:34.254** Avg Speed **71.517** Behind **17.133**
 Best Time **1:42.891** Best Speed **73.476** On **6** Gp **a**

Lap	Elapsed Time	Lap Time	Lap Speed
1	1:53.332	1:53.332	66.707
2	3:37.375	1:44.043	72.662
3	5:22.343	1:44.968	72.022
4	7:07.069	1:44.726	72.188
5	8:51.363	1:44.294	72.487
6	10:34.254	1:42.891	73.476

6 34 Robert McMULLAN

Total Time **10:35.128** Avg Speed **71.419** Behind **18.007**
 Best Time **1:43.372** Best Speed **73.134** On **4** Gp **a**

Lap	Elapsed Time	Lap Time	Lap Speed
1	1:52.932	1:52.932	66.943
2	3:37.877	1:44.945	72.038
3	5:22.949	1:45.072	71.951
4	7:06.321	1:43.372	73.134
5	8:50.935	1:44.614	72.266
6	10:35.128	1:44.193	72.558

7 19 Leon MURPHY

Total Time **10:44.624** Avg Speed **70.367** Behind **27.503**
 Best Time **1:45.507** Best Speed **71.654** On **6** Gp **a**

Lap	Elapsed Time	Lap Time	Lap Speed
1	1:52.323	1:52.323	67.306
2	3:39.661	1:47.338	70.432
3	5:26.197	1:46.536	70.962
4	7:12.778	1:46.581	70.932
5	8:59.117	1:46.339	71.093
6	10:44.624	1:45.507	71.654

8 92 Michael LARKIN

Total Time **10:46.904** Avg Speed **70.119** Behind **29.783**
 Best Time **1:43.133** Best Speed **73.303** On **2** Gp **b**

Lap	Elapsed Time	Lap Time	Lap Speed
1	1:52.724	1:52.724	67.066
2	3:35.857	1:43.133	73.303
3	5:20.390	1:44.533	72.322
4	7:10.731	1:50.341	68.515
5	8:57.065	1:46.334	71.097
6	10:46.904	1:49.839	68.828



JUNIOR SUPPORT

Race 1 - Cookstown Caravans Junior Support B

Saturday, 27 April 2013

DETAILED RESULT

Race Classification

9 **25 Richard McCONAGHIE**
 Total Time **10:47.634** Avg Speed **70.040** Behind **30.513**
 Best Time **1:45.689** Best Speed **71.531** On **5** Gp **b**

Lap	Elapsed Time	Lap Time	Lap Speed
1	1:52.536	1:52.536	67.179
2	3:40.243	1:47.707	70.190
3	5:27.348	1:47.105	70.585
4	7:13.567	1:46.219	71.174
5	8:59.256	1:45.689	71.531
6	10:47.634	1:48.378	69.756

10 **42 Brian LOUGHLIN**
 Total Time **10:48.533** Avg Speed **69.942** Behind **31.412**
 Best Time **1:44.499** Best Speed **72.345** On **5** Gp **b**

Lap	Elapsed Time	Lap Time	Lap Speed
1	1:58.228	1:58.228	63.944
2	3:44.674	1:46.446	71.022
3	5:29.959	1:45.285	71.805
4	7:16.843	1:46.884	70.731
5	9:01.342	1:44.499	72.345
6	10:48.533	1:47.191	70.528

11 **188 Brendan FLYNN**
 Total Time **10:51.436** Avg Speed **69.631** Behind **34.315**
 Best Time **1:47.022** Best Speed **70.640** On **2** Gp **a**

Lap	Elapsed Time	Lap Time	Lap Speed
1	1:54.098	1:54.098	66.259
2	3:41.120	1:47.022	70.640
3	5:28.829	1:47.709	70.189
4	7:15.875	1:47.046	70.624
5	9:03.497	1:47.622	70.246
6	10:51.436	1:47.939	70.040

12 **56 Derek SCUFFIL**
 Total Time **10:51.467** Avg Speed **69.627** Behind **34.346**
 Best Time **1:46.907** Best Speed **70.716** On **6** Gp **b**

Lap	Elapsed Time	Lap Time	Lap Speed
1	1:54.408	1:54.408	66.079
2	3:41.441	1:47.033	70.632
3	5:28.763	1:47.322	70.442
4	7:16.443	1:47.680	70.208
5	9:04.560	1:48.117	69.924
6	10:51.467	1:46.907	70.716

Race Classification

13 **196 Richard FORD**
 Total Time **10:56.756** Avg Speed **69.067** Behind **39.635**
 Best Time **1:46.134** Best Speed **71.231** On **6** Gp **b**

Lap	Elapsed Time	Lap Time	Lap Speed
1	1:58.616	1:58.616	63.735
2	3:50.272	1:51.656	67.708
3	5:37.696	1:47.424	70.375
4	7:24.154	1:46.458	71.014
5	9:10.622	1:46.468	71.007
6	10:56.756	1:46.134	71.231

14 **61 Roy McLARNON**
 Total Time **11:03.377** Avg Speed **68.377** Behind **46.256**
 Best Time **1:46.698** Best Speed **70.854** On **6** Gp **b**

Lap	Elapsed Time	Lap Time	Lap Speed
1	1:56.734	1:56.734	64.763
2	3:50.082	1:53.348	66.697
3	5:39.804	1:49.722	68.901
4	7:29.297	1:49.493	69.046
5	9:16.679	1:47.382	70.403
6	11:03.377	1:46.698	70.854

15 **96 Stephen CARR**
 Total Time **11:04.528** Avg Speed **68.259** Behind **47.407**
 Best Time **1:47.978** Best Speed **70.014** On **5** Gp **b**

Lap	Elapsed Time	Lap Time	Lap Speed
1	1:57.936	1:57.936	64.103
2	3:48.408	1:50.472	68.434
3	5:38.405	1:49.997	68.729
4	7:28.342	1:49.937	68.767
5	9:16.320	1:47.978	70.014
6	11:04.528	1:48.208	69.865

16 **16 Roy BEATTIE**
 Total Time **11:39.156** Avg Speed **64.878** Behind **1:22.035**
 Best Time **1:52.169** Best Speed **67.398** On **4** Gp **b**

Lap	Elapsed Time	Lap Time	Lap Speed
1	1:59.581	1:59.581	63.221
2	3:54.427	1:54.846	65.827
3	5:48.868	1:54.441	66.060
4	7:41.037	1:52.169	67.398
5	9:46.754	2:05.717	60.135
6	11:39.156	1:52.402	67.259


KDM Hire Cookstown 100

JUNIOR SUPPORT

Race 1 - Cookstown Caravans Junior Support B

Saturday, 27 April 2013

DETAILED RESULT



Race Classification

17 **52 Michael THOMAS**

Total Time **10:37.622** Avg Speed **59.283** Behind **1 Lap**

Best Time **2:05.177** Best Speed **60.394** On **3** Gp **c**

Lap	Elapsed Time	Lap Time	Lap Speed
1	2:15.650	2:15.650	55.732
2	4:21.251	2:05.601	60.191
3	6:26.428	2:05.177	60.394
4	8:31.741	2:05.313	60.329
5	10:37.622	2:05.881	60.057



MCUI Ulster
Centre Timing
powered by
e-Laps timing software

www.elaps-timing.com




KDM Hire Cookstown 100

JUNIOR SUPPORT

Race 1 - Cookstown Caravans Junior Support B

LAP CHART



1					3					5				
No	Name	G	Elapsed Time	Lap Time	No	Name	G	Elapsed Time	Lap Time	No	Name	G	Elapsed Time	Lap Time
59	Anthony AMBLER	a	1:49.595	1:49.595	59	Anthony AMBLER	a	5:12.800	1:40.940	59	Anthony AMBLER	a	8:35.546	1:41.453
8	Ben COLE	a	1:50.430	1:50.430	1	R J WOOLSEY	c	5:19.688	1:42.378	1	R J WOOLSEY	c	8:46.280	1:42.220
39	Oliver DUPUY	a	1:50.828	1:50.828	92	Michael LARKIN	b	5:20.390	1:44.533	39	Oliver DUPUY	a	8:50.188	1:46.500
1	R J WOOLSEY	c	1:52.210	1:52.210	39	Oliver DUPUY	a	5:21.014	1:44.822	8	Ben COLE	a	8:50.519	1:44.926
19	Leon MURPHY	a	1:52.323	1:52.323	8	Ben COLE	a	5:22.176	1:46.103	34	Robert McMULLAN	a	8:50.935	1:44.614
25	Richard McCONAGHIE	b	1:52.536	1:52.536	14	Jeff WARD	a	5:22.343	1:44.968	14	Jeff WARD	a	8:51.363	1:44.294
92	Michael LARKIN	b	1:52.724	1:52.724	34	Robert McMULLAN	a	5:22.949	1:45.072	92	Michael LARKIN	b	8:57.065	1:46.334
34	Robert McMULLAN	a	1:52.932	1:52.932	19	Leon MURPHY	a	5:26.197	1:46.536	19	Leon MURPHY	a	8:59.117	1:46.339
14	Jeff WARD	a	1:53.332	1:53.332	25	Richard McCONAGHIE	b	5:27.348	1:47.105	25	Richard McCONAGHIE	b	8:59.256	1:45.689
188	Brendan FLYNN	a	1:54.098	1:54.098	56	Derek SCUFFIL	b	5:28.763	1:47.322	42	Brian LOUGHLIN	b	9:01.342	1:44.499
56	Derek SCUFFIL	b	1:54.408	1:54.408	188	Brendan FLYNN	a	5:28.829	1:47.709	188	Brendan FLYNN	a	9:03.497	1:47.622
61	Roy McLARNON	b	1:56.734	1:56.734	42	Brian LOUGHLIN	b	5:29.959	1:45.285	56	Derek SCUFFIL	b	9:04.560	1:48.117
96	Stephen CARR	b	1:57.936	1:57.936	196	Richard FORD	b	5:37.696	1:47.424	196	Richard FORD	b	9:10.622	1:46.468
42	Brian LOUGHLIN	b	1:58.228	1:58.228	96	Stephen CARR	b	5:38.405	1:49.997	96	Stephen CARR	b	9:16.320	1:47.978
196	Richard FORD	b	1:58.616	1:58.616	61	Roy McLARNON	b	5:39.804	1:49.722	61	Roy McLARNON	b	9:16.679	1:47.382
16	Roy BEATTIE	b	1:59.581	1:59.581	16	Roy BEATTIE	b	5:48.868	1:54.441	16	Roy BEATTIE	b	9:46.754	2:05.717
52	Michael THOMAS	c	2:15.650	2:15.650	52	Michael THOMAS	c	6:26.428	2:05.177	52	Michael THOMAS	c	10:37.622	2:05.881

2					4					6				
No	Name	G	Elapsed Time	Lap Time	No	Name	G	Elapsed Time	Lap Time	No	Name	G	Elapsed Time	Lap Time
59	Anthony AMBLER	a	3:31.860	1:42.265	59	Anthony AMBLER	a	6:54.093	1:41.293	59	Anthony AMBLER	a	10:17.121	1:41.575
92	Michael LARKIN	b	3:35.857	1:43.133	39	Oliver DUPUY	a	7:03.688	1:42.674	1	R J WOOLSEY	c	10:29.048	1:42.768
8	Ben COLE	a	3:36.073	1:45.643	1	R J WOOLSEY	c	7:04.060	1:44.372	39	Oliver DUPUY	a	10:33.490	1:43.302
39	Oliver DUPUY	a	3:36.192	1:45.364	8	Ben COLE	a	7:05.593	1:43.417	8	Ben COLE	a	10:33.762	1:43.243
1	R J WOOLSEY	c	3:37.310	1:45.100	34	Robert McMULLAN	a	7:06.321	1:43.372	14	Jeff WARD	a	10:34.254	1:42.891
14	Jeff WARD	a	3:37.375	1:44.043	14	Jeff WARD	a	7:07.069	1:44.726	34	Robert McMULLAN	a	10:35.128	1:44.193
34	Robert McMULLAN	a	3:37.877	1:44.945	92	Michael LARKIN	b	7:10.731	1:50.341	19	Leon MURPHY	a	10:44.624	1:45.507
19	Leon MURPHY	a	3:39.661	1:47.338	19	Leon MURPHY	a	7:12.778	1:46.581	92	Michael LARKIN	b	10:46.904	1:49.839
25	Richard McCONAGHIE	b	3:40.243	1:47.707	25	Richard McCONAGHIE	b	7:13.567	1:46.219	25	Richard McCONAGHIE	b	10:47.634	1:48.378
188	Brendan FLYNN	a	3:41.120	1:47.022	188	Brendan FLYNN	a	7:15.875	1:47.046	42	Brian LOUGHLIN	b	10:48.533	1:47.191
56	Derek SCUFFIL	b	3:41.441	1:47.033	56	Derek SCUFFIL	b	7:16.443	1:47.680	188	Brendan FLYNN	a	10:51.436	1:47.939
42	Brian LOUGHLIN	b	3:44.674	1:46.446	42	Brian LOUGHLIN	b	7:16.843	1:46.884	56	Derek SCUFFIL	b	10:51.467	1:46.907
96	Stephen CARR	b	3:48.408	1:50.472	196	Richard FORD	b	7:24.154	1:46.458	196	Richard FORD	b	10:56.756	1:46.134
61	Roy McLARNON	b	3:50.082	1:53.348	96	Stephen CARR	b	7:28.342	1:49.937	61	Roy McLARNON	b	11:03.377	1:46.698
196	Richard FORD	b	3:50.272	1:51.656	61	Roy McLARNON	b	7:29.297	1:49.493	96	Stephen CARR	b	11:04.528	1:48.208
16	Roy BEATTIE	b	3:54.427	1:54.846	16	Roy BEATTIE	b	7:41.037	1:52.169	16	Roy BEATTIE	b	11:39.156	1:52.402
52	Michael THOMAS	c	4:21.251	2:05.601	52	Michael THOMAS	c	8:31.741	2:05.313					

IRISH ROAD RACE JUNIOR SUPPORT

2013

					#1	
Pos	No.	Name	Total	Diff	Gap	R1
1	72	Connor BEHAN	25	0	0	25
2	9	Gavin LUPTON	20	5	5	20
3	27	Alastair HAWORTH	16	9	4	16
4	101	Shane EGAN	13	12	3	13
5	74	Tommy HENRY	11	14	2	11
6	97	William HARA	10	15	1	10
7	45	Colin MARTIN	9	16	1	9
8	31	Neil VICARS	8	17	1	8
9	43	Robbie LYALL	7	18	1	7
10	38	Derek WILKIE	6	19	1	6
11	51	Liam CROTTY	5	20	1	5
12	168	Noel MURPHY	4	21	1	4
13	47	Davie BLACK	3	22	1	3
14	11	John CAHILL	2	23	1	2
15	124	Thomas WHITMORE	1	24	1	1

Event Legend

#1 26/04/2013 KDM HIRE COOKSTOWN 100

ULSTER ROAD RACE JUNIOR SUPPORT

2013

					#1	
Pos	No.	Name	Total	Diff	Gap	R1
1	72	Connor BEHAN	25	0	0	25
2	9	Gavin LUPTON	20	5	5	20
3	27	Alastair HAWORTH	16	9	4	16
4	101	Shane EGAN	13	12	3	13
5	74	Tommy HENRY	11	14	2	11
6	97	William HARA	10	15	1	10
7	45	Colin MARTIN	9	16	1	9
8	31	Neil VICARS	8	17	1	8
9	43	Robbie LYALL	7	18	1	7
10	38	Derek WILKIE	6	19	1	6
11	51	Liam CROTTY	5	20	1	5
12	168	Noel MURPHY	4	21	1	4
13	47	Davie BLACK	3	22	1	3
14	11	John CAHILL	2	23	1	2
15	124	Thomas WHITMORE	1	24	1	1

Event Legend

#1 26/04/2013 KDM HIRE COOKSTOWN 100