




COOKSTOWN 100

Friday 26th & Saturday 27th April 2013

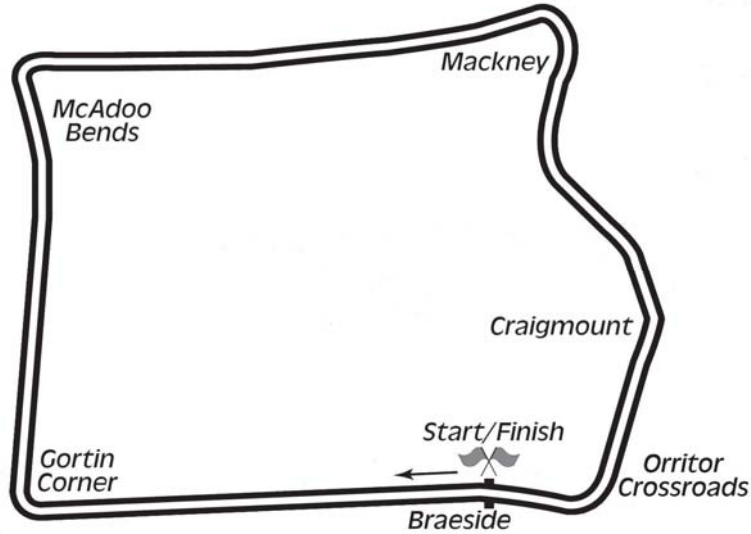
promoted by Cookstown & District MCC
www.cookstown100.com

The logo for Hayes Fuels, featuring the text "Hayes Fuels" in a large, blue, italicized sans-serif font, with a small orange flame icon above the 'H'. Below it, the tagline "...for the future" is written in a smaller, orange, italicized sans-serif font.

& DREW STEWART AUTO REPAIRS
SUPERTWINS



Orritor Circuit 2.1 miles



LAP RECORDS

Class	Rider	Machine	m	s	mph	Year
125cc	William Dunlop	Honda	1	34.755	79.785	2010
Moto 3	Barry Davidson	Honda 250	1	39.075	76.306	2012
Moto 450	Ryan Farquhar	Kawasaki	1	35.432	79.219	2012
250cc	William Dunlop	Honda	1	29.658	84.320	2009
Supersport 400	Ryan Farquhar	Kawasaki	1	36.97	77.962	2003
Supertwins	Ryan Farquhar	Kawasaki 650	1	30.636	83.411	2012
Supersport	Michael Dunlop	Yamaha	1	24.783	89.169	2011
Superbike	Guy Martin	Suzuki	1	23.139	90.932	2011
Senior Support	Gary Robinson	Yamaha 600	1	29.956	84.041	2007
Junior Support	Ciaran Donnelly	Honda 250	1	35.932	78.806	2011
Classic 1000cc	Wattie Brown	Norton 920	1	40.273	75.394	2006
Classic 500cc	Neill McWhirter	Norton	1	41.491	74.489	2010
Classic 350cc	Paul Coward	Honda	1	43.421	73.099	2004
Classic 250cc	Geoff McMullan	Suzuki	1	47.294	70.461	2006

MOST WINS at COOKSTOWN 100

Ryan Farquhar	26	1996 - 12
Ray McCullough	14	1967 - 79
Joey Dunlop	11	1977 - 98
Robert Dunlop	11	1985 - 08
Phillip McCallen	10	1987 - 96
Courtney Junk	8	1974 - 83
Mervyn Elwood	8	1987 - 97
William Dunlop	8	2006 - 12
Noel Hudson	7	1975 - 95
Bill Swallow	7	1987 - 00
Darran Lindsay	7	2000 - 05

ALL TIME IRISH ROAD RACE WINNERS (after Killalane Road Race 2012)

Most Wins at All Irish Road Race Meetings

1.	Ryan Farquhar	199	1995-12
2.	Joey Dunlop	156	1971-00
3.	Robert Dunlop	135	1980-08
4.	Ray McCullough	109	1960-82
	Phillip McCallen	109	1987-99
6.	William Dunlop	81	2005-12
7.	Brian Reid	78	1980-94
8.	Darran Lindsay	75	1999-06
9.	Michael Dunlop	67	2006-12
10.	James Courtney	66	1992-99

KDM Hire Cookstown 100

SUPERTWINS

Supertwins Group A Qualifying


Friday, 26 April 2013



Pos	Class	No	Name	Machine / Sponsor	----- Best Lap -----			Laps
					Time	Behind	Speed	
Qualifying Classification								
1	STWN	44	Jamie HAMILTON	Kawasaki 650 - KMR Vauxhall Dealers NI	1:38.839		76.488	5
2	STWN	24	Craig SHIRLAW	Kawasaki 650 - Shirlaws Motorcycles	1:38.892	0.053	76.447	5
3	STWN	10	Nigel MOORE	Kawasaki 650 - Cookstown BE Racing	1:39.352	0.513	76.093	5
4	STWN	28	Paul GARTLAND	Suzuki 650 - North West Gas	1:43.204	4.365	73.253	5
5	STWN	8	Anthony McCOLGAN	Kawasaki 650	1:43.249	4.410	73.221	5
6	STWN	31	Neil VICARS	Suzuki 650	1:44.618	5.779	72.263	5
7	STWN	17	Alastair BAYLEY	Kawasaki 650	1:45.158	6.319	71.892	5
8	STWN	14	Jeff WARD	Kawasaki 650	1:46.907	8.068	70.716	5
9	STWN	7	Dave WALSH	Kawasaki 650 - DRW Racing	1:47.103	8.264	70.586	5
10	STWN	47	Davie BLACK	Suzuki 650 - John Hunter Racing	1:49.761	10.922	68.877	5
11	STWN	39	Oliver DUPUY	Kawasaki 650	1:50.613	11.774	68.346	5
12	STWN	53	Veronica HANKOCY	Kawasaki 650	1:55.657	16.818	65.366	5

Provisional result to be confirmed by the Stewards of the Meeting subject to completion of technical inspections & the time limit for protests

Page 1 / 1

Circuit	Orritor	Signed		Organising Club	Cookstown & District MCC
Length(miles)	2.1000		Chief Timekeeper	Qualifying Started	17:49
Weather	Cloudy	Issued At:	18:01		
Track	Damp				

KDM Hire Cookstown 100

SUPERTWINS

Supertwins Group A Qualifying

Friday, 26 April 2013

DETAILED RESULT



Qualifying Classification

Position

1 44 Jamie HAMILTON

Behind

Best Time **1:38.839** Best Speed **76.488** On **5** Gp **a**

Lap	Elapsed Time	Lap Time	Lap Speed
1	2:39.184	2:39.184	47.492
2	4:20.541	1:41.357	74.588
3	6:00.762	1:40.221	75.433
4	7:41.869	1:41.107	74.772
5	9:20.708	1:38.839	76.488

2 24 Craig SHIRLAW

Behind **0.053**

Best Time **1:38.892** Best Speed **76.447** On **5** Gp **a**

Lap	Elapsed Time	Lap Time	Lap Speed
1	2:40.229	2:40.229	47.182
2	4:22.154	1:41.925	74.172
3	6:01.792	1:39.638	75.875
4	7:42.766	1:40.974	74.871
5	9:21.658	1:38.892	76.447

3 10 Nigel MOORE

Behind **0.513**

Best Time **1:39.352** Best Speed **76.093** On **4** Gp **a**

Lap	Elapsed Time	Lap Time	Lap Speed
1	2:47.184	2:47.184	45.220
2	4:28.406	1:41.222	74.687
3	6:08.111	1:39.705	75.824
4	7:47.463	1:39.352	76.093
5	9:29.009	1:41.546	74.449

4 28 Paul GARTLAND

Behind **4.365**

Best Time **1:43.204** Best Speed **73.253** On **3** Gp **a**

Lap	Elapsed Time	Lap Time	Lap Speed
1	2:31.124	2:31.124	50.025
2	4:15.885	1:44.761	72.164
3	5:59.089	1:43.204	73.253
4	7:42.517	1:43.428	73.094
5	9:28.857	1:46.340	71.093

Qualifying Classification

Position

5 8 Anthony McCOLGAN

Behind **4.410**

Best Time **1:43.249** Best Speed **73.221** On **2** Gp **a**

Lap	Elapsed Time	Lap Time	Lap Speed
1	2:55.095	2:55.095	43.177
2	4:38.344	1:43.249	73.221
3	6:22.103	1:43.759	72.861
4	8:05.776	1:43.673	72.922
5	9:50.200	1:44.424	72.397

6 31 Neil VICARS

Behind **5.779**

Best Time **1:44.618** Best Speed **72.263** On **3** Gp **a**

Lap	Elapsed Time	Lap Time	Lap Speed
1	2:58.304	2:58.304	42.399
2	4:45.366	1:47.062	70.613
3	6:29.984	1:44.618	72.263
4	8:16.197	1:46.213	71.178
5	10:01.892	1:45.695	71.527

7 17 Alastair BAYLEY

Behind **6.319**

Best Time **1:45.158** Best Speed **71.892** On **3** Gp **a**

Lap	Elapsed Time	Lap Time	Lap Speed
1	2:51.618	2:51.618	44.051
2	4:39.057	1:47.439	70.366
3	6:24.215	1:45.158	71.892
4	8:09.744	1:45.529	71.639
5	9:56.446	1:46.702	70.852

8 14 Jeff WARD

Behind **8.068**

Best Time **1:46.907** Best Speed **70.716** On **5** Gp **a**

Lap	Elapsed Time	Lap Time	Lap Speed
1	3:10.890	3:10.890	39.604
2	5:05.218	1:54.328	66.126
3	6:58.081	1:52.863	66.984
4	8:49.386	1:51.305	67.921
5	10:36.293	1:46.907	70.716

KDM Hire Cookstown 100

SUPERTWINS

Supertwins Group A Qualifying

Friday, 26 April 2013

DETAILED RESULT



Qualifying Classification

Position

9 7 Dave WALSH

Behind **8.264**

Best Time **1:47.103** Best Speed **70.586** On **3** Gp **a**

Lap	Elapsed Time	Lap Time	Lap Speed
1	3:11.175	3:11.175	39.545
2	4:58.418	1:47.243	70.494
3	6:45.521	1:47.103	70.586
4	8:33.738	1:48.217	69.860
5	10:22.100	1:48.362	69.766

10 47 Davie BLACK

Behind **10.922**

Best Time **1:49.761** Best Speed **68.877** On **5** Gp **a**

Lap	Elapsed Time	Lap Time	Lap Speed
1	2:44.122	2:44.122	46.063
2	4:35.496	1:51.374	67.879
3	6:25.426	1:49.930	68.771
4	8:17.400	1:51.974	67.516
5	10:07.161	1:49.761	68.877

11 39 Oliver DUPUY

Behind **11.774**

Best Time **1:50.613** Best Speed **68.346** On **4** Gp **a**

Lap	Elapsed Time	Lap Time	Lap Speed
1	3:04.189	3:04.189	41.045
2	4:55.802	1:51.613	67.734
3	7:02.488	2:06.686	59.675
4	8:53.101	1:50.613	68.346
5	10:46.597	1:53.496	66.610

12 53 Veronica HANKOCY

Behind **16.818**

Best Time **1:55.657** Best Speed **65.366** On **4** Gp **a**

Lap	Elapsed Time	Lap Time	Lap Speed
1	2:59.748	2:59.748	42.059
2	4:57.674	1:57.926	64.108
3	6:54.377	1:56.703	64.780
4	8:50.034	1:55.657	65.366
5	10:46.391	1:56.357	64.972

KDM Hire Cookstown 100

SUPERTWINS

Supertwins Group B Qualifying


Friday, 26 April 2013



Pos	Class	No	Name	Machine / Sponsor	----- Best Lap -----			On	Laps
					Time	Behind	Speed		
Qualifying Classification									
1	STWN	65	Michael SWEENEY	Kawasaki 650 - Kiely Heating Racing	1:38.962		76.393	6	6
2	STWN	99	Michal DOKOUPIL	Suzuki 650 - S&D Racing	1:44.336	5.374	72.458	3	5
3	STWN	150	William DAVISON	Kawasaki 650 - Hill Contracts	1:44.390	5.428	72.421	5	5
4	STWN	89	Derek McGEE	Suzuki 650	1:45.439	6.477	71.700	3	3
5	STWN	96	Andy FARRELL	Kawasaki 650 - FCS	1:46.487	7.525	70.995	4	5
6	STWN	57	Ian MORRELL	Suzuki 650 - Gordy Hogg	1:46.516	7.554	70.975	3	5
7	STWN	77	Mark SHIELS	Kawasaki 650 - KHL	1:49.892	10.930	68.795	5	5
8	STWN	71	Davy MORGAN	Kawasaki 650 - CMS	1:50.331	11.369	68.521	5	5
9	STWN	55	Scott CAMPBELL	Suzuki 650	1:51.545	12.583	67.775	5	5
10	STWN	119	Kevin STROWGER	Kawasaki 650	1:52.518	13.556	67.189	4	5
11	STWN	69	Ronnie SCOTT	Kawasaki 650	1:54.737	15.775	65.890	4	4
12	STWN	168	Noel MURPHY	Suzuki 650 - Smurf Racing	1:55.939	16.977	65.207	5	5
13	STWN	51	Liam CROTTY	Kawasaki 650	1:56.110	17.148	65.111	5	5
14	STWN	59	Anthony AMBLER	Suzuki 650	1:57.508	18.546	64.336	3	4
15	STWN	84	Maria COSTELLO	Kawasaki 650 - Hol-Taj	1:57.778	18.816	64.189	3	4
16	STWN	3	Michael DUNLOP	Kawasaki 650 - McAdoo Racing	1:59.380	20.418	63.327	3	3
17	STWN	73	Derek COSTELLO	Kawasaki 650	2:02.097	23.135	61.918	3	4
18	STWN	188	Brendan FLYNN	Suzuki 650	2:02.486	23.524	61.721	4	4
19	STWN	61	Roy McLARNON	Suzuki 650 - RMLR	2:03.589	24.627	61.170	4	4
20	STWN	211	Tim STEPHENSON	Suzuki 650 - KSS	3:44.463	2:05.501	33.680	1	1

Provisional result to be confirmed by the Stewards of the Meeting subject to completion of technical inspections & the time limit for protests

Page 1 / 1

Circuit	Orritor	Signed		Organising Club	Cookstown & District MCC
Length(miles)	2.1000		Chief Timekeeper	Qualifying Started	18:28
Weather	Sunny	Issued At:	18:45		
Track	Wet				

KDM Hire Cookstown 100

SUPERTWINS

Supertwins Group B Qualifying

Friday, 26 April 2013

DETAILED RESULT



Qualifying Classification

Position

1 65 Michael SWEENEY

Behind

Best Time **1:38.962** Best Speed **76.393** On **6** Gp **a**

Lap	Elapsed Time	Lap Time	Lap Speed
1	2:29.468	2:29.468	50.579
2	4:12.316	1:42.848	73.507
3	5:51.948	1:39.632	75.879
4	7:33.238	1:41.290	74.637
5	9:15.916	1:42.678	73.628
6	10:54.878	1:38.962	76.393

2 99 Michal DOKOUPIL

Behind **5.374**

Best Time **1:44.336** Best Speed **72.458** On **3** Gp **a**

Lap	Elapsed Time	Lap Time	Lap Speed
1	3:08.832	3:08.832	40.036
2	4:59.960	1:51.128	68.030
3	6:44.296	1:44.336	72.458
4	8:29.359	1:45.063	71.957
5	10:14.646	1:45.287	71.804

3 150 William DAVISON

Behind **5.428**

Best Time **1:44.390** Best Speed **72.421** On **5** Gp **a**

Lap	Elapsed Time	Lap Time	Lap Speed
1	3:05.272	3:05.272	40.805
2	4:56.434	1:51.162	68.009
3	6:42.800	1:46.366	71.075
4	8:28.406	1:45.606	71.587
5	10:12.796	1:44.390	72.421

4 89 Derek McGEE

Behind **6.477**

Best Time **1:45.439** Best Speed **71.700** On **3** Gp **a**

Lap	Elapsed Time	Lap Time	Lap Speed
1	2:43.183	2:43.183	46.328
2	4:28.866	1:45.683	71.535
3	6:14.305	1:45.439	71.700

Qualifying Classification

Position

5 96 Andy FARRELL

Behind **7.525**

Best Time **1:46.487** Best Speed **70.995** On **4** Gp **a**

Lap	Elapsed Time	Lap Time	Lap Speed
1	2:43.812	2:43.812	46.150
2	4:31.758	1:47.946	70.035
3	6:18.710	1:46.952	70.686
4	8:05.197	1:46.487	70.995
5	9:53.686	1:48.489	69.684

6 57 Ian MORRELL

Behind **7.554**

Best Time **1:46.516** Best Speed **70.975** On **3** Gp **a**

Lap	Elapsed Time	Lap Time	Lap Speed
1	2:39.090	2:39.090	47.520
2	4:27.372	1:48.282	69.818
3	6:13.888	1:46.516	70.975
4	8:01.590	1:47.702	70.194
5	9:48.597	1:47.007	70.650

7 77 Mark SHIELDS

Behind **10.930**

Best Time **1:49.892** Best Speed **68.795** On **5** Gp **a**

Lap	Elapsed Time	Lap Time	Lap Speed
1	3:09.658	3:09.658	39.861
2	5:11.281	2:01.623	62.159
3	7:03.724	1:52.443	67.234
4	8:55.217	1:51.493	67.807
5	10:45.109	1:49.892	68.795

8 71 Davy MORGAN

Behind **11.369**

Best Time **1:50.331** Best Speed **68.521** On **5** Gp **a**

Lap	Elapsed Time	Lap Time	Lap Speed
1	3:14.457	3:14.457	38.877
2	5:16.050	2:01.593	62.175
3	7:08.993	1:52.943	66.936
4	9:00.080	1:51.087	68.055
5	10:50.411	1:50.331	68.521

KDM Hire Cookstown 100

SUPERTWINS

Supertwins Group B Qualifying

Friday, 26 April 2013

DETAILED RESULT



Qualifying Classification

Position

9 55 Scott CAMPBELL

Behind 12.583

Best Time 1:51.545 Best Speed 67.775 On 5 Gp a

Lap	Elapsed Time	Lap Time	Lap Speed
1	3:03.676	3:03.676	41.159
2	5:02.493	1:58.817	63.627
3	6:57.625	1:55.132	65.664
4	8:51.077	1:53.452	66.636
5	10:42.622	1:51.545	67.775

10 119 Kevin STROWGER

Behind 13.556

Best Time 1:52.518 Best Speed 67.189 On 4 Gp a

Lap	Elapsed Time	Lap Time	Lap Speed
1	3:24.906	3:24.906	36.895
2	5:21.261	1:56.355	64.974
3	7:18.393	1:57.132	64.543
4	9:10.911	1:52.518	67.189
5	11:04.030	1:53.119	66.832

11 69 Ronnie SCOTT

Behind 15.775

Best Time 1:54.737 Best Speed 65.890 On 4 Gp a

Lap	Elapsed Time	Lap Time	Lap Speed
1	3:32.290	3:32.290	35.612
2	5:39.253	2:06.963	59.545
3	7:36.766	1:57.513	64.333
4	9:31.503	1:54.737	65.890

12 168 Noel MURPHY

Behind 16.977

Best Time 1:55.939 Best Speed 65.207 On 5 Gp a

Lap	Elapsed Time	Lap Time	Lap Speed
1	3:08.458	3:08.458	40.115
2	5:16.470	2:08.012	59.057
3	7:15.486	1:59.016	63.521
4	9:12.406	1:56.920	64.660
5	11:08.345	1:55.939	65.207

Qualifying Classification

Position

13 51 Liam CROTTY

Behind 17.148

Best Time 1:56.110 Best Speed 65.111 On 5 Gp a

Lap	Elapsed Time	Lap Time	Lap Speed
1	3:14.082	3:14.082	38.953
2	5:19.928	2:05.846	60.073
3	7:22.617	2:02.689	61.619
4	9:20.789	1:58.172	63.975
5	11:16.899	1:56.110	65.111

14 59 Anthony AMBLER

Behind 18.546

Best Time 1:57.508 Best Speed 64.336 On 3 Gp a

Lap	Elapsed Time	Lap Time	Lap Speed
1	3:25.649	3:25.649	36.762
2	5:27.220	2:01.571	62.186
3	7:24.728	1:57.508	64.336
4	9:26.235	2:01.507	62.219

15 84 Maria COSTELLO

Behind 18.816

Best Time 1:57.778 Best Speed 64.189 On 3 Gp a

Lap	Elapsed Time	Lap Time	Lap Speed
1	3:26.503	3:26.503	36.610
2	5:27.838	2:01.335	62.307
3	7:25.616	1:57.778	64.189
4	9:26.827	2:01.211	62.371

16 3 Michael DUNLOP

Behind 20.418

Best Time 1:59.380 Best Speed 63.327 On 3 Gp a

Lap	Elapsed Time	Lap Time	Lap Speed
1	3:42.089	3:42.089	34.040
2	5:43.147	2:01.058	62.449
3	7:42.527	1:59.380	63.327

17 73 Derek COSTELLO

Behind 23.135

Best Time 2:02.097 Best Speed 61.918 On 3 Gp a

Lap	Elapsed Time	Lap Time	Lap Speed
1	3:22.640	3:22.640	37.308
2	5:26.831	2:04.191	60.874
3	7:28.928	2:02.097	61.918
4	9:31.130	2:02.202	61.865

KDM Hire Cookstown 100

SUPERTWINS

Supertwins Group B Qualifying

Friday, 26 April 2013

DETAILED RESULT



Qualifying Classification

Position

18 188 Brendan FLYNN

Behind 23.524

Best Time 2:02.486 Best Speed 61.721 On 4 Gp a

Lap	Elapsed Time	Lap Time	Lap Speed
1	3:13.364	3:13.364	39.097
2	5:18.052	2:04.688	60.631
3	7:23.254	2:05.202	60.382
4	9:25.740	2:02.486	61.721

19 61 Roy McLARNON

Behind 24.627

Best Time 2:03.589 Best Speed 61.170 On 4 Gp a

Lap	Elapsed Time	Lap Time	Lap Speed
1	3:03.404	3:03.404	41.220
2	5:15.774	2:12.370	57.113
3	7:21.787	2:06.013	59.994
4	9:25.376	2:03.589	61.170

20 211 Tim STEPHENSON

Behind 2:05.501

Best Time 3:44.463 Best Speed 33.680 On 1 Gp a

Lap	Elapsed Time	Lap Time	Lap Speed
1	3:44.463	3:44.463	33.680

KDM HIRE COOKSTOWN 100

SUPERTWINS

Orritor 2.100 Miles


R13: Hayes Fuels Supertwins A

27/04/2013 15:05

Race (7 Laps)

RACE 13 - SUPERTWINS A

9	69 25	168 26	
8	47 22	119 23	39 24
7	71 19	7 20	55 21
6	77 16	14 17	
5	31 13	57 14	17 15
4	89 10	8 11	96 12
3	28 7		
2	99 4	10 5	150 6
1	44 POLE POSITION 1	65 2	24 3



KDM HIRE COOKSTOWN 100

SUPERTWINS

Orritor 2.100 Miles

R14: Drew Stewart Auto Repairs Supertwins B

27/04/2013 15:30

Race (6 Laps)

RACE 14 - SUPERTWINS B

4	61	211		B
3	188			
2	84	3	73	
1	53	51	59	A
	POLE POSITION 1	2	3	



KDM Hire Cookstown 100

SUPERTWINS

Race 16 - Hayes Fuels Supertwins A

Saturday, 27 April 2013



Pos	Class	No	Name	Machine / Sponsor	Gp	Laps	Total Time	Behind	Speed	-----Best Lap-----		
										Time	Speed	On
Race Classification												
1	STWN	44	Jamie HAMILTON	Kawasaki 650 - KMR Vauxhall Dealers NI	a	7	10:51.133		81.274	1:31.565	82.564	6
2	STWN	65	Michael SWEENEY	Kawasaki 650 - Kiely Heating Racing	a	7	10:58.408	7.275	80.376	1:32.357	81.856	4
3	STWN	150	William DAVISON	Kawasaki 650 - Hill Contracts	a	7	11:01.643	10.510	79.983	1:33.035	81.260	7
4	STWN	96	Andy FARRELL	Kawasaki 650 - FCS	b	7	11:03.601	12.468	79.747	1:33.317	81.014	6
5	STWN	57	Ian MORRELL	Suzuki 650 - Gordy Hogg	b	7	11:07.560	16.427	79.274	1:34.244	80.217	5
6	STWN	24	Craig SHIRLAW	Kawasaki 650 - Shirlaws Motorcycles	a	7	11:09.040	17.907	79.098	1:34.236	80.224	3
7	STWN	71	Davy MORGAN	Kawasaki 650 - CMS	c	7	11:12.559	21.426	78.685	1:34.131	80.314	4
8	STWN	23	Michal DOKOUPIL	Kawasaki 650	a	7	11:13.546	22.413	78.569	1:34.506	79.995	5
9	STWN	10	Nigel MOORE	Kawasaki 650 - Cookstown BE Racing	a	7	11:14.980	23.847	78.402	1:34.578	79.934	6
10	STWN	8	Anthony McCOLGAN	Kawasaki 650	b	7	11:34.674	43.541	76.180	1:38.112	77.055	3
11	STWN	119	Kevin STROWGER	Kawasaki 650	c	7	11:36.140	45.007	76.019	1:37.652	77.418	2
12	STWN	55	Scott CAMPBELL	Suzuki 650	c	7	11:41.616	50.483	75.426	1:37.911	77.213	6
13	STWN	31	Neil VICARS	Suzuki 650	b	7	11:47.604	56.471	74.788	1:38.981	76.378	7
14	STWN	77	Mark SHIELS	Kawasaki 650 - KHL	b	7	11:50.027	58.894	74.532	1:39.576	75.922	4
15	STWN	7	Dave WALSH	Kawasaki 650 - DRW Racing	c	7	12:00.848	1:09.715	73.414	1:40.084	75.537	3
16	STWN	69	Ronnie SCOTT	Kawasaki 650	c	7	12:03.003	1:11.870	73.195	1:40.194	75.454	3
17	STWN	39	Oliver DUPUY	Kawasaki 650	c	7	12:08.449	1:17.316	72.648	1:42.038	74.090	5
18	STWN	168	Noel MURPHY	Suzuki 650 - Smurf Racing	c	7	12:08.593	1:17.460	72.633	1:41.565	74.435	4
19	STWN	47	Davie BLACK	Suzuki 650 - John Hunter Racing	c	6	10:32.852	1 Lap	71.676	1:44.173	72.572	2

Fastest Lap


STWN	44	Jamie HAMILTON	Kawasaki 650 - KMR Vauxhall Dealers NI	a						1:31.565	82.564	6
------	----	----------------	--	---	--	--	--	--	--	----------	--------	---

Not Classified

DNF	STWN	17	Alastair BAYLEY	Kawasaki 650	b	3	5:07.272	4 Laps	73.811	1:40.650	75.112	3
DNF	STWN	14	Jeff WARD	Kawasaki 650	b	3	5:55.966	48.694	63.714	1:46.678	70.867	3
DNF	STWN	28	Paul GARTLAND	Suzuki 650 - North West Gas	a	1	1:42.403	6 Laps	73.826	1:42.403	73.826	1

Provisional result to be confirmed by the Stewards of the Meeting subject to completion of technical inspections & the time limit for protests

Page 1 / 1

Circuit	Orritor	Signed	 Chief Timekeeper	Organising Club	Cookstown & District MCC
Length(miles)	2.1000	Issued At:	17:30	Race Started	17:17
Weather	Sunny	Gp Time Diff - b 11.98 / c 23.82			
Track	Dry				

KDM Hire Cookstown 100

SUPERTWINS

Race 16 - Hayes Fuels Supertwins A

Saturday, 27 April 2013

DETAILED RESULT



Race Classification

1 44 Jamie HAMILTON

Total Time **10:51.133** Avg Speed **81.274** Behind
 Best Time **1:31.565** Best Speed **82.564** On **6** Gp **a**

Lap	Elapsed Time	Lap Time	Lap Speed
1	1:39.087	1:39.087	76.297
2	3:11.485	1:32.398	81.820
3	4:43.606	1:32.121	82.066
4	6:15.534	1:31.928	82.238
5	7:47.125	1:31.591	82.541
6	9:18.690	1:31.565	82.564
7	10:51.133	1:32.443	81.780

2 65 Michael SWEENEY

Total Time **10:58.408** Avg Speed **80.376** Behind **7.275**
 Best Time **1:32.357** Best Speed **81.856** On **4** Gp **a**

Lap	Elapsed Time	Lap Time	Lap Speed
1	1:38.295	1:38.295	76.911
2	3:11.453	1:33.158	81.152
3	4:44.573	1:33.120	81.186
4	6:16.930	1:32.357	81.856
5	7:49.635	1:32.705	81.549
6	9:23.121	1:33.486	80.868
7	10:58.408	1:35.287	79.339

3 150 William DAVISON

Total Time **11:01.643** Avg Speed **79.983** Behind **10.510**
 Best Time **1:33.035** Best Speed **81.260** On **7** Gp **a**

Lap	Elapsed Time	Lap Time	Lap Speed
1	1:40.600	1:40.600	75.149
2	3:13.781	1:33.181	81.132
3	4:48.117	1:34.336	80.139
4	6:21.923	1:33.806	80.592
5	7:55.050	1:33.127	81.179
6	9:28.608	1:33.558	80.805
7	11:01.643	1:33.035	81.260

4 96 Andy FARRELL

Total Time **11:03.601** Avg Speed **79.747** Behind **12.468**
 Best Time **1:33.317** Best Speed **81.014** On **6** Gp **b**

Lap	Elapsed Time	Lap Time	Lap Speed
1	1:39.759	1:39.759	75.783
2	3:15.216	1:35.457	79.198
3	4:49.353	1:34.137	80.308
4	6:23.289	1:33.936	80.480
5	7:56.764	1:33.475	80.877
6	9:30.081	1:33.317	81.014
7	11:03.601	1:33.520	80.838

Race Classification

5 57 Ian MORRELL

Total Time **11:07.560** Avg Speed **79.274** Behind **16.427**
 Best Time **1:34.244** Best Speed **80.217** On **5** Gp **b**

Lap	Elapsed Time	Lap Time	Lap Speed
1	1:40.113	1:40.113	75.515
2	3:15.515	1:35.402	79.244
3	4:49.777	1:34.262	80.202
4	6:24.064	1:34.287	80.181
5	7:58.308	1:34.244	80.217
6	9:32.580	1:34.272	80.193
7	11:07.560	1:34.980	79.596

6 24 Craig SHIRLAW

Total Time **11:09.040** Avg Speed **79.098** Behind **17.907**
 Best Time **1:34.236** Best Speed **80.224** On **3** Gp **a**

Lap	Elapsed Time	Lap Time	Lap Speed
1	1:40.465	1:40.465	75.250
2	3:16.095	1:35.630	79.055
3	4:50.331	1:34.236	80.224
4	6:24.683	1:34.352	80.125
5	7:59.828	1:35.145	79.458
6	9:34.291	1:34.463	80.031
7	11:09.040	1:34.749	79.790

7 71 Davy MORGAN

Total Time **11:12.559** Avg Speed **78.685** Behind **21.426**
 Best Time **1:34.131** Best Speed **80.314** On **4** Gp **c**

Lap	Elapsed Time	Lap Time	Lap Speed
1	1:41.319	1:41.319	74.616
2	3:17.176	1:35.857	78.867
3	4:54.299	1:37.123	77.839
4	6:28.430	1:34.131	80.314
5	8:03.537	1:35.107	79.489
6	9:38.023	1:34.486	80.012
7	11:12.559	1:34.536	79.970

8 23 Michal DOKOUPIL

Total Time **11:13.546** Avg Speed **78.569** Behind **22.413**
 Best Time **1:34.506** Best Speed **79.995** On **5** Gp **a**

Lap	Elapsed Time	Lap Time	Lap Speed
1	1:42.166	1:42.166	73.997
2	3:19.245	1:37.079	77.875
3	4:54.799	1:35.554	79.118
4	6:29.492	1:34.693	79.837
5	8:03.998	1:34.506	79.995
6	9:38.667	1:34.669	79.857
7	11:13.546	1:34.879	79.680



MCUI Ulster
Centre Timing
powered by
e-Laps timing software

www.elaps-timing.com



KDM Hire Cookstown 100

SUPERTWINS

Race 16 - Hayes Fuels Supertwins A

Saturday, 27 April 2013

DETAILED RESULT



Race Classification

9 10 Nigel MOORE

Total Time **11:14.980** Avg Speed **78.402** Behind **23.847**
 Best Time **1:34.578** Best Speed **79.934** On **6** Gp **a**

Lap	Elapsed Time	Lap Time	Lap Speed
1	1:43.009	1:43.009	73.392
2	3:19.888	1:36.879	78.035
3	4:55.366	1:35.478	79.181
4	6:30.608	1:35.242	79.377
5	8:05.476	1:34.868	79.690
6	9:40.054	1:34.578	79.934
7	11:14.980	1:34.926	79.641

Race Classification

13 31 Neil VICARS

Total Time **11:47.604** Avg Speed **74.788** Behind **56.471**
 Best Time **1:38.981** Best Speed **76.378** On **7** Gp **b**

Lap	Elapsed Time	Lap Time	Lap Speed
1	1:46.196	1:46.196	71.189
2	3:26.978	1:40.782	75.013
3	5:07.651	1:40.673	75.095
4	6:47.062	1:39.411	76.048
5	8:28.256	1:41.194	74.708
6	10:08.623	1:40.367	75.324
7	11:47.604	1:38.981	76.378

10 8 Anthony McCOLGAN

Total Time **11:34.674** Avg Speed **76.180** Behind **43.541**
 Best Time **1:38.112** Best Speed **77.055** On **3** Gp **b**

Lap	Elapsed Time	Lap Time	Lap Speed
1	1:43.172	1:43.172	73.276
2	3:21.608	1:38.436	76.801
3	4:59.720	1:38.112	77.055
4	6:38.571	1:38.851	76.479
5	8:17.401	1:38.830	76.495
6	9:56.070	1:38.669	76.620
7	11:34.674	1:38.604	76.670

14 77 Mark SHIELDS

Total Time **11:50.027** Avg Speed **74.532** Behind **58.894**
 Best Time **1:39.576** Best Speed **75.922** On **4** Gp **b**

Lap	Elapsed Time	Lap Time	Lap Speed
1	1:45.284	1:45.284	71.806
2	3:26.296	1:41.012	74.843
3	5:06.870	1:40.574	75.169
4	6:46.446	1:39.576	75.922
5	8:27.854	1:41.408	74.550
6	10:09.682	1:41.828	74.243
7	11:50.027	1:40.345	75.340

11 119 Kevin STROWGER

Total Time **11:36.140** Avg Speed **76.019** Behind **45.007**
 Best Time **1:37.652** Best Speed **77.418** On **2** Gp **c**

Lap	Elapsed Time	Lap Time	Lap Speed
1	1:45.509	1:45.509	71.653
2	3:23.161	1:37.652	77.418
3	5:01.113	1:37.952	77.181
4	6:39.683	1:38.570	76.697
5	8:17.845	1:38.162	77.016
6	9:58.074	1:40.229	75.427
7	11:36.140	1:38.066	77.091

15 7 Dave WALSH

Total Time **12:00.848** Avg Speed **73.414** Behind **1:09.715**
 Best Time **1:40.084** Best Speed **75.537** On **3** Gp **c**

Lap	Elapsed Time	Lap Time	Lap Speed
1	1:48.815	1:48.815	69.476
2	3:32.575	1:43.760	72.860
3	5:12.659	1:40.084	75.537
4	6:54.913	1:42.254	73.934
5	8:37.285	1:42.372	73.848
6	10:19.592	1:42.307	73.895
7	12:00.848	1:41.256	74.662

12 55 Scott CAMPBELL

Total Time **11:41.616** Avg Speed **75.426** Behind **50.483**
 Best Time **1:37.911** Best Speed **77.213** On **6** Gp **c**

Lap	Elapsed Time	Lap Time	Lap Speed
1	1:47.964	1:47.964	70.023
2	3:28.862	1:40.898	74.927
3	5:08.091	1:39.229	76.187
4	6:47.134	1:39.043	76.330
5	8:25.263	1:38.129	77.041
6	10:03.174	1:37.911	77.213
7	11:41.616	1:38.442	76.796

16 69 Ronnie SCOTT

Total Time **12:03.003** Avg Speed **73.195** Behind **1:11.870**
 Best Time **1:40.194** Best Speed **75.454** On **3** Gp **c**

Lap	Elapsed Time	Lap Time	Lap Speed
1	1:49.822	1:49.822	68.839
2	3:32.303	1:42.481	73.770
3	5:12.497	1:40.194	75.454
4	6:54.660	1:42.163	73.999
5	8:37.146	1:42.486	73.766
6	10:19.467	1:42.321	73.885
7	12:03.003	1:43.536	73.018



MCUI Ulster
Centre Timing
powered by
e-Laps timing software

www.elaps-timing.com



KDM Hire Cookstown 100

SUPERTWINS

Race 16 - Hayes Fuels Supertwins A

Saturday, 27 April 2013

DETAILED RESULT



Race Classification

17 39 Oliver DUPUY

Total Time **12:08.449** Avg Speed **72.648** Behind **1:17.316**
Best Time **1:42.038** Best Speed **74.090** On **5** Gp **c**

Lap	Elapsed Time	Lap Time	Lap Speed
1	1:51.312	1:51.312	67.917
2	3:33.420	1:42.108	74.039
3	5:17.537	1:44.117	72.611
4	7:01.157	1:43.620	72.959
5	8:43.195	1:42.038	74.090
6	10:25.536	1:42.341	73.871
7	12:08.449	1:42.913	73.460

18 168 Noel MURPHY

Total Time **12:08.593** Avg Speed **72.633** Behind **1:17.460**
Best Time **1:41.565** Best Speed **74.435** On **4** Gp **c**

Lap	Elapsed Time	Lap Time	Lap Speed
1	1:50.225	1:50.225	68.587
2	3:32.927	1:42.702	73.611
3	5:16.985	1:44.058	72.652
4	6:58.550	1:41.565	74.435
5	8:42.234	1:43.684	72.914
6	10:25.316	1:43.082	73.340
7	12:08.593	1:43.277	73.201

19 47 Davie BLACK

Total Time **10:32.852** Avg Speed **71.676** Behind **1 Lap**
Best Time **1:44.173** Best Speed **72.572** On **2** Gp **c**

Lap	Elapsed Time	Lap Time	Lap Speed
1	1:47.705	1:47.705	70.192
2	3:31.878	1:44.173	72.572
3	5:16.787	1:44.909	72.062
4	7:01.992	1:45.205	71.860
5	8:47.498	1:45.506	71.655
6	10:32.852	1:45.354	71.758

Not Classified

DNF 17 Alastair BAYLEY

Total Time **5:07.272** Avg Speed **73.811** Behind **4 Laps**
Best Time **1:40.650** Best Speed **75.112** On **3** Gp **b**

Lap	Elapsed Time	Lap Time	Lap Speed
1	1:45.632	1:45.632	71.569
2	3:26.622	1:40.990	74.859
3	5:07.272	1:40.650	75.112

Not Classified

DNF 14 Jeff WARD

Total Time **5:55.966** Avg Speed **63.714** Behind **48.694**
Best Time **1:46.678** Best Speed **70.867** On **3** Gp **b**

Lap	Elapsed Time	Lap Time	Lap Speed
1	1:49.235	1:49.235	69.209
2	4:09.288	2:20.053	53.980
3	5:55.966	1:46.678	70.867

DNF 28 Paul GARTLAND

Total Time **1:42.403** Avg Speed **73.826** Behind **6 Laps**
Best Time **1:42.403** Best Speed **73.826** On **1** Gp **a**

Lap	Elapsed Time	Lap Time	Lap Speed
1	1:42.403	1:42.403	73.826



MCUI Ulster
Centre Timing
powered by
e-Laps timing software

www.elaps-timing.com




KDM Hire Cookstown 100

SUPERTWINS

Race 16 - Hayes Fuels Supertwins A

LAP CHART



1					3					5				
No	Name	G	Elapsed Time	Lap Time	No	Name	G	Elapsed Time	Lap Time	No	Name	G	Elapsed Time	Lap Time
65	Michael SWEENEY	a	1:38.295	1:38.295	44	Jamie HAMILTON	a	4:43.606	1:32.121	44	Jamie HAMILTON	a	7:47.125	1:31.591
44	Jamie HAMILTON	a	1:39.087	1:39.087	65	Michael SWEENEY	a	4:44.573	1:33.120	65	Michael SWEENEY	a	7:49.635	1:32.705
96	Andy FARRELL	b	1:39.759	1:39.759	150	William DAVISON	a	4:48.117	1:34.336	150	William DAVISON	a	7:55.050	1:33.127
57	Ian MORRELL	b	1:40.113	1:40.113	96	Andy FARRELL	b	4:49.353	1:34.137	96	Andy FARRELL	b	7:56.764	1:33.475
24	Craig SHIRLAW	a	1:40.465	1:40.465	57	Ian MORRELL	b	4:49.777	1:34.262	57	Ian MORRELL	b	7:58.308	1:34.244
150	William DAVISON	a	1:40.600	1:40.600	24	Craig SHIRLAW	a	4:50.331	1:34.236	24	Craig SHIRLAW	a	7:59.828	1:35.145
71	Davy MORGAN	c	1:41.319	1:41.319	71	Davy MORGAN	c	4:54.299	1:37.123	71	Davy MORGAN	c	8:03.537	1:35.107
23	Michal DOKOUPIL	a	1:42.166	1:42.166	23	Michal DOKOUPIL	a	4:54.799	1:35.554	23	Michal DOKOUPIL	a	8:03.998	1:34.506
28	Paul GARTLAND	a	1:42.403	1:42.403	10	Nigel MOORE	a	4:55.366	1:35.478	10	Nigel MOORE	a	8:05.476	1:34.868
10	Nigel MOORE	a	1:43.009	1:43.009	8	Anthony McCOLGAN	b	4:59.720	1:38.112	8	Anthony McCOLGAN	b	8:17.401	1:38.830
8	Anthony McCOLGAN	b	1:43.172	1:43.172	119	Kevin STROWGER	c	5:01.113	1:37.952	119	Kevin STROWGER	c	8:17.845	1:38.162
77	Mark SHIELS	b	1:45.284	1:45.284	77	Mark SHIELS	b	5:06.870	1:40.574	55	Scott CAMPBELL	c	8:25.263	1:38.129
119	Kevin STROWGER	c	1:45.509	1:45.509	17	Alastair BAYLEY	b	5:07.272	1:40.650	77	Mark SHIELS	b	8:27.854	1:41.408
17	Alastair BAYLEY	b	1:45.632	1:45.632	31	Neil VICARS	b	5:07.651	1:40.673	31	Neil VICARS	b	8:28.256	1:41.194
31	Neil VICARS	b	1:46.196	1:46.196	55	Scott CAMPBELL	c	5:08.091	1:39.229	69	Ronnie SCOTT	c	8:37.146	1:42.486
47	Davie BLACK	c	1:47.705	1:47.705	69	Ronnie SCOTT	c	5:12.497	1:40.194	7	Dave WALSH	c	8:37.285	1:42.372
55	Scott CAMPBELL	c	1:47.964	1:47.964	7	Dave WALSH	c	5:12.659	1:40.084	168	Noel MURPHY	c	8:42.234	1:43.684
7	Dave WALSH	c	1:48.815	1:48.815	47	Davie BLACK	c	5:16.787	1:44.909	39	Oliver DUPUY	c	8:43.195	1:42.038
14	Jeff WARD	b	1:49.235	1:49.235	168	Noel MURPHY	c	5:16.985	1:44.058	47	Davie BLACK	c	8:47.498	1:45.506
69	Ronnie SCOTT	c	1:49.822	1:49.822	39	Oliver DUPUY	c	5:17.537	1:44.117					
168	Noel MURPHY	c	1:50.225	1:50.225	14	Jeff WARD	b	5:55.966	1:46.678	6				
39	Oliver DUPUY	c	1:51.312	1:51.312						No	Name	G	Elapsed Time	Lap Time
2					4					44	Jamie HAMILTON	a	9:18.690	1:31.565
No	Name	G	Elapsed Time	Lap Time	No	Name	G	Elapsed Time	Lap Time	65	Michael SWEENEY	a	9:23.121	1:33.486
65	Michael SWEENEY	a	3:11.453	1:33.158	44	Jamie HAMILTON	a	6:15.534	1:31.928	150	William DAVISON	a	9:28.608	1:33.558
44	Jamie HAMILTON	a	3:11.485	1:32.398	65	Michael SWEENEY	a	6:16.930	1:32.357	96	Andy FARRELL	b	9:30.081	1:33.317
150	William DAVISON	a	3:13.781	1:33.181	150	William DAVISON	a	6:21.923	1:33.806	57	Ian MORRELL	b	9:32.580	1:34.272
96	Andy FARRELL	b	3:15.216	1:35.457	96	Andy FARRELL	b	6:23.289	1:33.936	24	Craig SHIRLAW	a	9:34.291	1:34.463
57	Ian MORRELL	b	3:15.515	1:35.402	57	Ian MORRELL	b	6:24.064	1:34.287	71	Davy MORGAN	c	9:38.023	1:34.486
24	Craig SHIRLAW	a	3:16.095	1:35.630	24	Craig SHIRLAW	a	6:24.683	1:34.352	23	Michal DOKOUPIL	a	9:38.667	1:34.669
71	Davy MORGAN	c	3:17.176	1:35.857	71	Davy MORGAN	c	6:28.430	1:34.131	10	Nigel MOORE	a	9:40.054	1:34.578
23	Michal DOKOUPIL	a	3:19.245	1:37.079	23	Michal DOKOUPIL	a	6:29.492	1:34.693	8	Anthony McCOLGAN	b	9:56.070	1:38.669
10	Nigel MOORE	a	3:19.888	1:36.879	10	Nigel MOORE	a	6:30.608	1:35.242	119	Kevin STROWGER	c	9:58.074	1:40.229
8	Anthony McCOLGAN	b	3:21.608	1:38.436	8	Anthony McCOLGAN	b	6:38.571	1:38.851	55	Scott CAMPBELL	c	10:03.174	1:37.911
119	Kevin STROWGER	c	3:23.161	1:37.652	119	Kevin STROWGER	c	6:39.683	1:38.570	31	Neil VICARS	b	10:08.623	1:40.367
77	Mark SHIELS	b	3:26.296	1:41.012	77	Mark SHIELS	b	6:46.446	1:39.576	77	Mark SHIELS	b	10:09.682	1:41.828
17	Alastair BAYLEY	b	3:26.622	1:40.990	31	Neil VICARS	b	6:47.062	1:39.411	69	Ronnie SCOTT	c	10:19.467	1:42.321
31	Neil VICARS	b	3:26.978	1:40.782	55	Scott CAMPBELL	c	6:47.134	1:39.043	7	Dave WALSH	c	10:19.592	1:42.307
55	Scott CAMPBELL	c	3:28.862	1:40.898	69	Ronnie SCOTT	c	6:54.660	1:42.163	168	Noel MURPHY	c	10:25.316	1:43.082
47	Davie BLACK	c	3:31.878	1:44.173	7	Dave WALSH	c	6:54.913	1:42.254	39	Oliver DUPUY	c	10:25.536	1:42.341
69	Ronnie SCOTT	c	3:32.303	1:42.481	168	Noel MURPHY	c	6:58.550	1:41.565	47	Davie BLACK	c	10:32.852	1:45.354
7	Dave WALSH	c	3:32.575	1:43.760	39	Oliver DUPUY	c	7:01.157	1:43.620					
168	Noel MURPHY	c	3:32.927	1:42.702	47	Davie BLACK	c	7:01.992	1:45.205					
39	Oliver DUPUY	c	3:33.420	1:42.108										
14	Jeff WARD	b	4:09.288	2:20.053										

KDM Hire Cookstown 100

SUPERTWINS

Race 16 - Hayes Fuels Supertwins A

LAP CHART



7

No	Name	G	Elapsed Time	Lap Time
44	Jamie HAMILTON	a	10:51.133	1:32.443
65	Michael SWEENEY	a	10:58.408	1:35.287
150	William DAVISON	a	11:01.643	1:33.035
96	Andy FARRELL	b	11:03.601	1:33.520
57	Ian MORRELL	b	11:07.560	1:34.980
24	Craig SHIRLAW	a	11:09.040	1:34.749
71	Davy MORGAN	c	11:12.559	1:34.536
23	Michal DOKOUPIL	a	11:13.546	1:34.879
10	Nigel MOORE	a	11:14.980	1:34.926
8	Anthony McCOLGAN	b	11:34.674	1:38.604
119	Kevin STROWGER	c	11:36.140	1:38.066
55	Scott CAMPBELL	c	11:41.616	1:38.442
31	Neil VICARS	b	11:47.604	1:38.981
77	Mark SHIELS	b	11:50.027	1:40.345
7	Dave WALSH	c	12:00.848	1:41.256
69	Ronnie SCOTT	c	12:03.003	1:43.536
39	Oliver DUPUY	c	12:08.449	1:42.913
168	Noel MURPHY	c	12:08.593	1:43.277

KDM Hire Cookstown 100

SUPERTWINS

Race 17 - Drew Stewart Auto Repairs Supertwins B

Saturday, 27 April 2013



Pos	Class	No	Name	Machine / Sponsor	Gp	Laps	Total Time	Behind	Speed	-----Best Lap-----		
										Time	Speed	On

Race Classification


1	STWN	3	Michael DUNLOP	Kawasaki 650 - McAdoo Racing	a	3	4:45.966		79.310	1:32.985	81.303	3
2	STWN	73	Derek COSTELLO	Kawasaki 650	a	3	5:02.044	16.078	75.088	1:39.192	76.216	3
3	STWN	84	Maria COSTELLO	Kawasaki 650 - Hol-Taj	a	3	5:02.853	16.887	74.888	1:39.118	76.273	2
4	STWN	27	Bryan ALLAN	Kawasaki 650	b	3	5:14.947	28.981	72.012	1:42.786	73.551	3
5	STWN	38	Darren GILPIN	Kawasaki 650 - DNI 3 Racing	b	3	5:16.340	30.374	71.695	1:42.727	73.593	2
6	STWN	59	Anthony AMBLER	Suzuki 650	a	3	5:16.701	30.735	71.613	1:42.853	73.503	2
7	STWN	211	Tim STEPHENSON	Suzuki 650 - KSS	b	3	5:17.002	31.036	71.545	1:42.667	73.636	2
8	STWN	61	Roy McLARNON	Suzuki 650 - RMLR	b	3	5:33.361	47.395	68.034	1:49.740	68.890	3
9	STWN	53	Veronica HANKOCY	Kawasaki 650	a	3	5:33.646	47.680	67.976	1:48.839	69.460	3

Fastest Lap

STWN	3	Michael DUNLOP	Kawasaki 650 - McAdoo Racing	a						1:32.985	81.303	3
------	---	----------------	------------------------------	---	--	--	--	--	--	----------	--------	---

Provisional result to be confirmed by the Stewards of the Meeting subject to completion of technical inspections & the time limit for protests

Page 1 / 1


Circuit	Orritor	Signed		Organising Club	Cookstown & District MCC
Length(miles)	2.1000		Chief Timekeeper	Race Started	17:54
Weather	Bright	Issued At:	18:00		
Track	Dry				



MCUI Ulster
Centre Timing
powered by
e-Laps timing software

www.elaps-timing.com





SUPERTWINS

Race 17 - Drew Stewart Auto Repairs Supertwins B

Saturday, 27 April 2013

DETAILED RESULT

Race Classification

1 3 Michael DUNLOP

Total Time **4:45.966** Avg Speed **79.310** Behind
 Best Time **1:32.985** Best Speed **81.303** On **3** Gp **a**

Lap	Elapsed Time	Lap Time	Lap Speed
1	1:39.198	1:39.198	76.211
2	3:12.981	1:33.783	80.612
3	4:45.966	1:32.985	81.303

2 73 Derek COSTELLO

Total Time **5:02.044** Avg Speed **75.088** Behind **16.078**
 Best Time **1:39.192** Best Speed **76.216** On **3** Gp **a**

Lap	Elapsed Time	Lap Time	Lap Speed
1	1:43.230	1:43.230	73.235
2	3:22.852	1:39.622	75.887
3	5:02.044	1:39.192	76.216

3 84 Maria COSTELLO

Total Time **5:02.853** Avg Speed **74.888** Behind **16.887**
 Best Time **1:39.118** Best Speed **76.273** On **2** Gp **a**

Lap	Elapsed Time	Lap Time	Lap Speed
1	1:44.585	1:44.585	72.286
2	3:23.703	1:39.118	76.273
3	5:02.853	1:39.150	76.248

4 27 Bryan ALLAN

Total Time **5:14.947** Avg Speed **72.012** Behind **28.981**
 Best Time **1:42.786** Best Speed **73.551** On **3** Gp **b**

Lap	Elapsed Time	Lap Time	Lap Speed
1	1:49.086	1:49.086	69.303
2	3:32.161	1:43.075	73.345
3	5:14.947	1:42.786	73.551

5 38 Darren GILPIN

Total Time **5:16.340** Avg Speed **71.695** Behind **30.374**
 Best Time **1:42.727** Best Speed **73.593** On **2** Gp **b**

Lap	Elapsed Time	Lap Time	Lap Speed
1	1:48.590	1:48.590	69.620
2	3:31.317	1:42.727	73.593
3	5:16.340	1:45.023	71.984

Race Classification

6 59 Anthony AMBLER

Total Time **5:16.701** Avg Speed **71.613** Behind **30.735**
 Best Time **1:42.853** Best Speed **73.503** On **2** Gp **a**

Lap	Elapsed Time	Lap Time	Lap Speed
1	1:49.551	1:49.551	69.009
2	3:32.404	1:42.853	73.503
3	5:16.701	1:44.297	72.485

7 211 Tim STEPHENSON

Total Time **5:17.002** Avg Speed **71.545** Behind **31.036**
 Best Time **1:42.667** Best Speed **73.636** On **2** Gp **b**

Lap	Elapsed Time	Lap Time	Lap Speed
1	1:50.190	1:50.190	68.609
2	3:32.857	1:42.667	73.636
3	5:17.002	1:44.145	72.591

8 61 Roy McLARNON

Total Time **5:33.361** Avg Speed **68.034** Behind **47.395**
 Best Time **1:49.740** Best Speed **68.890** On **3** Gp **b**

Lap	Elapsed Time	Lap Time	Lap Speed
1	1:53.783	1:53.783	66.442
2	3:43.621	1:49.838	68.829
3	5:33.361	1:49.740	68.890

9 53 Veronica HANKOCY

Total Time **5:33.646** Avg Speed **67.976** Behind **47.680**
 Best Time **1:48.839** Best Speed **69.460** On **3** Gp **a**


Lap	Elapsed Time	Lap Time	Lap Speed
1	1:53.958	1:53.958	66.340
2	3:44.807	1:50.849	68.201
3	5:33.646	1:48.839	69.460

KDM Hire Cookstown 100

SUPERTWINS

Race 17 - Drew Stewart Auto Repairs Supertwins B

LAP CHART



1

No	Name	G	Elapsed Time	Lap Time
3	Michael DUNLOP	a	1:39.198	1:39.198
73	Derek COSTELLO	a	1:43.230	1:43.230
84	Maria COSTELLO	a	1:44.585	1:44.585
38	Darren GILPIN	b	1:48.590	1:48.590
27	Bryan ALLAN	b	1:49.086	1:49.086
59	Anthony AMBLER	a	1:49.551	1:49.551
211	Tim STEPHENSON	b	1:50.190	1:50.190
61	Roy McLARNON	b	1:53.783	1:53.783
53	Veronica HANKOCY	a	1:53.958	1:53.958

2

No	Name	G	Elapsed Time	Lap Time
3	Michael DUNLOP	a	3:12.981	1:33.783
73	Derek COSTELLO	a	3:22.852	1:39.622
84	Maria COSTELLO	a	3:23.703	1:39.118
38	Darren GILPIN	b	3:31.317	1:42.727
27	Bryan ALLAN	b	3:32.161	1:43.075
59	Anthony AMBLER	a	3:32.404	1:42.853
211	Tim STEPHENSON	b	3:32.857	1:42.667
61	Roy McLARNON	b	3:43.621	1:49.838
53	Veronica HANKOCY	a	3:44.807	1:50.849

3

No	Name	G	Elapsed Time	Lap Time
3	Michael DUNLOP	a	4:45.966	1:32.985
73	Derek COSTELLO	a	5:02.044	1:39.192
84	Maria COSTELLO	a	5:02.853	1:39.150
27	Bryan ALLAN	b	5:14.947	1:42.786
38	Darren GILPIN	b	5:16.340	1:45.023
59	Anthony AMBLER	a	5:16.701	1:44.297
211	Tim STEPHENSON	b	5:17.002	1:44.145
61	Roy McLARNON	b	5:33.361	1:49.740
53	Veronica HANKOCY	a	5:33.646	1:48.839

IRISH ROAD RACE SUPERTWINS

2013

					#1	
Pos	No.	Name	Total	Diff	Gap	R1
1	44	Jamie HAMILTON	25	0	0	25
2	65	Michael SWEENEY	20	5	5	20
3	150	William DAVISON	16	9	4	16
4	96	Andy FARRELL	13	12	3	13
5	57	Ian MORRELL	11	14	2	11
6	24	Craig SHIRLAW	10	15	1	10
7	71	Davy MORGAN	9	16	1	9
8	99	Michal DOKOUPIL	8	17	1	8
9	10	Nigel MOORE	7	18	1	7
10	8	Anthony McCOLGAN	6	19	1	6
11	119	Kevin STROWGER	5	20	1	5
12	55	Scott CAMPBELL	4	21	1	4
13	31	Neil VICARS	3	22	1	3
14	77	Mark SHIELS	2	23	1	2
15	7	Dave WALSH	1	24	1	1

Event Legend

#1 26/04/2013 KDM HIRE COOKSTOWN 100

ULSTER ROAD RACE SUPERTWINS

2013

					#1	
Pos	No.	Name	Total	Diff	Gap	R1
1	44	Jamie HAMILTON	25	0	0	25
2	65	Michael SWEENEY	20	5	5	20
3	150	William DAVISON	16	9	4	16
4	96	Andy FARRELL	13	12	3	13
5	57	Ian MORRELL	11	14	2	11
6	24	Craig SHIRLAW	10	15	1	10
7	71	Davy MORGAN	9	16	1	9
8	99	Michal DOKOUPIL	8	17	1	8
9	10	Nigel MOORE	7	18	1	7
10	8	Anthony McCOLGAN	6	19	1	6
11	119	Kevin STROWGER	5	20	1	5
12	55	Scott CAMPBELL	4	21	1	4
13	31	Neil VICARS	3	22	1	3
14	77	Mark SHIELS	2	23	1	2
15	7	Dave WALSH	1	24	1	1

Event Legend

#1 26/04/2013 KDM HIRE COOKSTOWN 100