




COOKSTOWN 100

Friday 26th & Saturday 27th April 2013

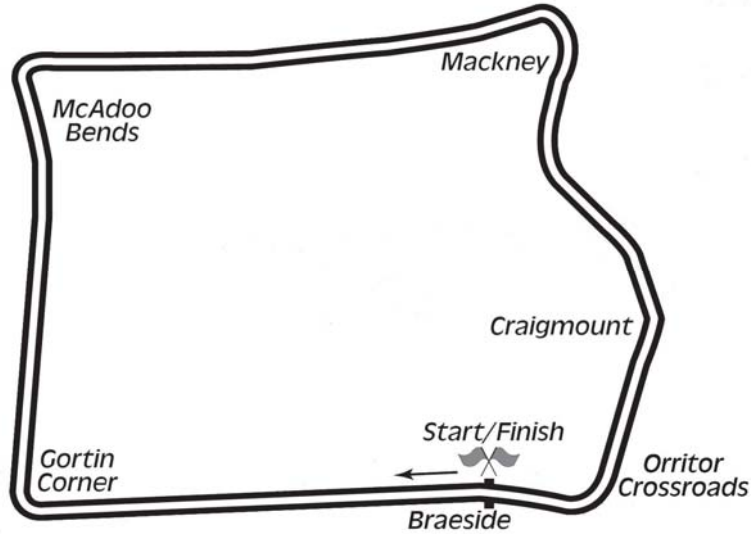
promoted by Cookstown & District MCC
www.cookstown100.com



ROYAL HOTEL OPEN B
&
ROYAL HOTEL COOKSTOWN 100 B

The logo for the Royal Hotel, featuring a crown above the words 'Royal Hotel' written in a red, cursive script.

Orritor Circuit 2.1 miles



LAP RECORDS

Class	Rider	Machine	m	s	mph	Year
125cc	William Dunlop	Honda	1	34.755	79.785	2010
Moto 3	Barry Davidson	Honda 250	1	39.075	76.306	2012
Moto 450	Ryan Farquhar	Kawasaki	1	35.432	79.219	2012
250cc	William Dunlop	Honda	1	29.658	84.320	2009
Supersport 400	Ryan Farquhar	Kawasaki	1	36.97	77.962	2003
Supertwins	Ryan Farquhar	Kawasaki 650	1	30.636	83.411	2012
Supersport	Michael Dunlop	Yamaha	1	24.783	89.169	2011
Superbike	Guy Martin	Suzuki	1	23.139	90.932	2011
Senior Support	Gary Robinson	Yamaha 600	1	29.956	84.041	2007
Junior Support	Ciaran Donnelly	Honda 250	1	35.932	78.806	2011
Classic 1000cc	Wattie Brown	Norton 920	1	40.273	75.394	2006
Classic 500cc	Neill McWhirter	Norton	1	41.491	74.489	2010
Classic 350cc	Paul Coward	Honda	1	43.421	73.099	2004
Classic 250cc	Geoff McMullan	Suzuki	1	47.294	70.461	2006

MOST WINS at COOKSTOWN 100

Ryan Farquhar	26	1996 - 12
Ray McCullough	14	1967 - 79
Joey Dunlop	11	1977 - 98
Robert Dunlop	11	1985 - 08
Phillip McCallen	10	1987 - 96
Courtney Junk	8	1974 - 83
Mervyn Elwood	8	1987 - 97
William Dunlop	8	2006 - 12
Noel Hudson	7	1975 - 95
Bill Swallow	7	1987 - 00
Darran Lindsay	7	2000 - 05

ALL TIME IRISH ROAD RACE WINNERS (after Killalane Road Race 2012)

Most Wins at All Irish Road Race Meetings

1.	Ryan Farquhar	199	1995-12
2.	Joey Dunlop	156	1971-00
3.	Robert Dunlop	135	1980-08
4.	Ray McCullough	109	1960-82
	Phillip McCallen	109	1987-99
6.	William Dunlop	81	2005-12
7.	Brian Reid	78	1980-94
8.	Darran Lindsay	75	1999-06
9.	Michael Dunlop	67	2006-12
10.	James Courtney	66	1992-99

KDM HIRE COOKSTOWN 100

SUPERBIKE

Orritor 2.100 Miles

R5: Royal Hotel Open B


27/04/2013 11:45

Race (6 Laps)

RACE 5 - OPEN B

9	241 25	2 26	45 27
8	61 22	143 23	133 24
7	63 19	41 20	8 21
6	117 16	191 17	104 18
5	55 13	99 14	43 15
4	88 10	80 11	43 12
3	119 7	114 8	22 9
2	26 4	24 5	11 6
1	28 1	24 2	11 3

POLE POSITION



KDM HIRE COOKSTOWN 100

SUPERBIKE

Orritor 2.100 Miles

R15: Royal Hotel Cookstown 100 B


27/04/2013 15:55

Race (6 Laps)

RACE 15 - COOKSTOWN 100 B

8	2		
	22		
7	133	115	241 C
	19	20	21
6	174	143	
	16	17	18
5	8	41	61
	13	14	15
4	104	191	63 B
	10	11	12
3	99		
	7	8	9
2	119	88	55
	4	5	6
1	24	11	114 A
	1	2	3

POLE POSITION 1



KDM Hire Cookstown 100

SUPERBIKE

Race 8 - The Royal Hotel Open B

Saturday, 27 April 2013



Pos	Class	No	Name	Machine / Sponsor	Gp	Laps	Total Time	Behind	Speed	-----Best Lap-----		
										Time	Speed	On
Race Classification												
1	SBKR	114	Alan KENNY	Honda 600 - Moira MRC	a	6	9:08.750		82.661	1:29.949	84.048	6
2	SBKR	28	Paul GARTLAND	Honda	a	6	9:10.719	1.969	82.365	1:30.273	83.746	5
3	SBKR	104	Daley MATHISON	Honda	b	6	9:17.180	8.430	81.410	1:31.484	82.637	4
4	SBKR	150	William DAVIDSON	Honda 600 - Hill Contracts	c	6	9:18.187	9.437	81.263	1:30.858	83.207	5
5	SBKR	119	Dave HEWSON	Aprilia	a	6	9:22.276	13.526	80.672	1:31.848	82.310	5
6	SBKR	24	Craig SHIRLAW	Kawasaki - Shirlaws Motorcycles	a	6	9:23.845	15.095	80.448	1:31.307	82.798	6
7	SBKR	11	Callum LAIDLAW	Honda	a	6	9:24.283	15.533	80.385	1:31.373	82.738	6
8	SBKR	55	Scott CAMPBELL	Yamaha 600	b	6	9:26.571	17.821	80.061	1:31.731	82.415	5
9	SBKR	26	Dennis BOOTH	Suzuki	a	6	9:28.242	19.492	79.825	1:32.723	81.533	2
10	SBKR	99	Mark GOODINGS	Kawasaki 600	b	6	9:28.589	19.839	79.776	1:32.756	81.504	6
11	SBKR	22	Stephen McILVENNA	Yamaha 600	a	6	9:31.066	22.316	79.430	1:33.420	80.925	4
12	SBKR	8	Anthony McCOLGAN	Ducati	c	6	9:31.499	22.749	79.370	1:33.720	80.666	4
13	SBKR	88	Nuno CAETANO	Kawasaki - KS Team of Portugal	b	6	9:31.857	23.107	79.321	1:33.129	81.178	5
14	SBKR	133	Gary GRAVES	Yamaha 600	b	6	9:35.168	26.418	78.864	1:33.147	81.162	4
15	SBKR	191	James NEESOM	Triumph 675	b	6	9:35.746	26.996	78.785	1:33.794	80.602	5
16	SBKR	43	Robbie LYALL	Kawasaki 600	b	6	9:37.686	28.936	78.520	1:33.539	80.822	5
17	SBKR	143	Stephen DEGNAN	Suzuki	c	6	9:43.609	34.859	77.723	1:34.703	79.829	6
18	SBKR	117	Gary MILLER	Suzuki 600	b	6	9:47.682	38.932	77.185	1:35.768	78.941	6
19	SBKR	80	Phill ARCHER	Yamaha 600	b	6	9:51.079	42.329	76.741	1:36.039	78.718	6
20	SBKR	63	Tom ROBINSON	Honda 600	c	6	9:53.816	45.066	76.387	1:35.535	79.133	6
21	SBKR	241	Andrew SELLARS	Honda 600	c	6	9:54.670	45.920	76.278	1:36.513	78.331	6
22	SBKR	2	Scott PREECE	Honda	c	6	9:57.852	49.102	75.872	1:36.897	78.021	6
23	SBKR	17	Sarah BOYES	Honda 600 - Mugs4u.com	c	6	10:27.218	1:18.468	72.319	1:41.985	74.129	3

Fastest Lap


SBKR	114	Alan KENNY	Honda 600 - Moira MRC	a						1:29.949	84.048	6
------	-----	------------	-----------------------	---	--	--	--	--	--	----------	--------	---

Not Classified

DNF	SBKR	41	Nige REA	BMW	c	2	3:30.623	4 Laps	71.787	1:45.003	71.998	1
-----	------	----	----------	-----	---	---	----------	--------	--------	----------	--------	---

Provisional result to be confirmed by the Stewards of the Meeting subject to completion of technical inspections & the time limit for protests

Page 1 / 1

Circuit	Orritor	Signed		Organising Club	Cookstown & District MCC
Length(miles)	2.1000		Chief Timekeeper	Race Started	14:01
Weather	Sunny	Issued At:	14:12	Gp Time Diff - b 10.48 / c 21.79	
Track	Dry				

KDM Hire Cookstown 100

SUPERBIKE

Race 8 - The Royal Hotel Open B

Saturday, 27 April 2013

DETAILED RESULT



Race Classification

1 114 Alan KENNY

Total Time **9:08.750** Avg Speed **82.661** Behind
Best Time **1:29.949** Best Speed **84.048** On **6** Gp **a**

Lap	Elapsed Time	Lap Time	Lap Speed
1	1:35.780	1:35.780	78.931
2	3:07.626	1:31.846	82.312
3	4:38.273	1:30.647	83.400
4	6:08.821	1:30.548	83.492
5	7:38.801	1:29.980	84.019
6	9:08.750	1:29.949	84.048

2 28 Paul GARTLAND

Total Time **9:10.719** Avg Speed **82.365** Behind **1.969**
Best Time **1:30.273** Best Speed **83.746** On **5** Gp **a**

Lap	Elapsed Time	Lap Time	Lap Speed
1	1:35.581	1:35.581	79.095
2	3:07.223	1:31.642	82.495
3	4:38.932	1:31.709	82.435
4	6:10.157	1:31.225	82.872
5	7:40.430	1:30.273	83.746
6	9:10.719	1:30.289	83.731

3 104 Daley MATHISON

Total Time **9:17.180** Avg Speed **81.410** Behind **8.430**
Best Time **1:31.484** Best Speed **82.637** On **4** Gp **b**

Lap	Elapsed Time	Lap Time	Lap Speed
1	1:37.349	1:37.349	77.659
2	3:09.991	1:32.642	81.604
3	4:41.956	1:31.965	82.205
4	6:13.440	1:31.484	82.637
5	7:45.513	1:32.073	82.109
6	9:17.180	1:31.667	82.472

4 150 William DAVIDSON

Total Time **9:18.187** Avg Speed **81.263** Behind **9.437**
Best Time **1:30.858** Best Speed **83.207** On **5** Gp **c**

Lap	Elapsed Time	Lap Time	Lap Speed
1	1:37.824	1:37.824	77.282
2	3:10.797	1:32.973	81.314
3	4:42.693	1:31.896	82.267
4	6:15.755	1:33.062	81.236
5	7:46.613	1:30.858	83.207
6	9:18.187	1:31.574	82.556

Race Classification

5 119 Dave HEWSON

Total Time **9:22.276** Avg Speed **80.672** Behind **13.526**
Best Time **1:31.848** Best Speed **82.310** On **5** Gp **a**

Lap	Elapsed Time	Lap Time	Lap Speed
1	1:39.986	1:39.986	75.611
2	3:13.101	1:33.115	81.190
3	4:45.713	1:32.612	81.631
4	6:18.282	1:32.569	81.669
5	7:50.130	1:31.848	82.310
6	9:22.276	1:32.146	82.044

6 24 Craig SHIRLAW

Total Time **9:23.845** Avg Speed **80.448** Behind **15.095**
Best Time **1:31.307** Best Speed **82.798** On **6** Gp **a**

Lap	Elapsed Time	Lap Time	Lap Speed
1	1:39.310	1:39.310	76.125
2	3:12.597	1:33.287	81.040
3	4:45.309	1:32.712	81.543
4	6:18.525	1:33.216	81.102
5	7:52.538	1:34.013	80.414
6	9:23.845	1:31.307	82.798

7 11 Callum LAIDLAW

Total Time **9:24.283** Avg Speed **80.385** Behind **15.533**
Best Time **1:31.373** Best Speed **82.738** On **6** Gp **a**

Lap	Elapsed Time	Lap Time	Lap Speed
1	1:39.786	1:39.786	75.762
2	3:13.514	1:33.728	80.659
3	4:46.181	1:32.667	81.582
4	6:18.761	1:32.580	81.659
5	7:52.910	1:34.149	80.298
6	9:24.283	1:31.373	82.738

8 55 Scott CAMPBELL

Total Time **9:26.571** Avg Speed **80.061** Behind **17.821**
Best Time **1:31.731** Best Speed **82.415** On **5** Gp **b**

Lap	Elapsed Time	Lap Time	Lap Speed
1	1:41.130	1:41.130	74.755
2	3:15.522	1:34.392	80.092
3	4:49.226	1:33.704	80.680
4	6:22.763	1:33.537	80.824
5	7:54.494	1:31.731	82.415
6	9:26.571	1:32.077	82.105



MCUI Ulster
Centre Timing
powered by
e-Laps timing software

www.elaps-timing.com



KDM Hire Cookstown 100

SUPERBIKE

Race 8 - The Royal Hotel Open B

Saturday, 27 April 2013

DETAILED RESULT



Race Classification

9 26 Dennis BOOTH

Total Time **9:28.242** Avg Speed **79.825** Behind **19.492**
Best Time **1:32.723** Best Speed **81.533** On **2** Gp **a**

Lap	Elapsed Time	Lap Time	Lap Speed
1	1:38.525	1:38.525	76.732
2	3:11.248	1:32.723	81.533
3	4:44.088	1:32.840	81.430
4	6:17.788	1:33.700	80.683
5	7:53.494	1:35.706	78.992
6	9:28.242	1:34.748	79.791

Race Classification

13 88 Nuno CAETANO

Total Time **9:31.857** Avg Speed **79.321** Behind **23.107**
Best Time **1:33.129** Best Speed **81.178** On **5** Gp **b**

Lap	Elapsed Time	Lap Time	Lap Speed
1	1:41.614	1:41.614	74.399
2	3:16.462	1:34.848	79.706
3	4:50.062	1:33.600	80.769
4	6:24.096	1:34.034	80.396
5	7:57.225	1:33.129	81.178
6	9:31.857	1:34.632	79.888

10 99 Mark GOODINGS

Total Time **9:28.589** Avg Speed **79.776** Behind **19.839**
Best Time **1:32.756** Best Speed **81.504** On **6** Gp **b**

Lap	Elapsed Time	Lap Time	Lap Speed
1	1:40.975	1:40.975	74.870
2	3:15.433	1:34.458	80.036
3	4:49.088	1:33.655	80.722
4	6:22.648	1:33.560	80.804
5	7:55.833	1:33.185	81.129
6	9:28.589	1:32.756	81.504

14 133 Gary GRAVES

Total Time **9:35.168** Avg Speed **78.864** Behind **26.418**
Best Time **1:33.147** Best Speed **81.162** On **4** Gp **b**

Lap	Elapsed Time	Lap Time	Lap Speed
1	1:45.535	1:45.535	71.635
2	3:21.439	1:35.904	78.829
3	4:55.151	1:33.712	80.673
4	6:28.298	1:33.147	81.162
5	8:01.784	1:33.486	80.868
6	9:35.168	1:33.384	80.956

11 22 Stephen McILVENNA

Total Time **9:31.066** Avg Speed **79.430** Behind **22.316**
Best Time **1:33.420** Best Speed **80.925** On **4** Gp **a**

Lap	Elapsed Time	Lap Time	Lap Speed
1	1:40.369	1:40.369	75.322
2	3:14.478	1:34.109	80.332
3	4:48.001	1:33.523	80.836
4	6:21.421	1:33.420	80.925
5	7:55.560	1:34.139	80.307
6	9:31.066	1:35.506	79.157

15 191 James NEESOM

Total Time **9:35.746** Avg Speed **78.785** Behind **26.996**
Best Time **1:33.794** Best Speed **80.602** On **5** Gp **b**

Lap	Elapsed Time	Lap Time	Lap Speed
1	1:42.432	1:42.432	73.805
2	3:17.575	1:35.143	79.459
3	4:52.353	1:34.778	79.765
4	6:27.844	1:35.491	79.170
5	8:01.638	1:33.794	80.602
6	9:35.746	1:34.108	80.333

12 8 Anthony McCOLGAN

Total Time **9:31.499** Avg Speed **79.370** Behind **22.749**
Best Time **1:33.720** Best Speed **80.666** On **4** Gp **c**

Lap	Elapsed Time	Lap Time	Lap Speed
1	1:41.557	1:41.557	74.441
2	3:15.732	1:34.175	80.276
3	4:49.554	1:33.822	80.578
4	6:23.274	1:33.720	80.666
5	7:57.189	1:33.915	80.498
6	9:31.499	1:34.310	80.161

16 43 Robbie LYALL

Total Time **9:37.686** Avg Speed **78.520** Behind **28.936**
Best Time **1:33.539** Best Speed **80.822** On **5** Gp **b**

Lap	Elapsed Time	Lap Time	Lap Speed
1	1:44.039	1:44.039	72.665
2	3:20.873	1:36.834	78.072
3	4:56.049	1:35.176	79.432
4	6:29.968	1:33.919	80.495
5	8:03.507	1:33.539	80.822
6	9:37.686	1:34.179	80.273



MCUI Ulster
Centre Timing
powered by
e-Laps timing software

www.elaps-timing.com





Race Classification

17 143 Stephen DEGNAN

Total Time **9:43.609** Avg Speed **77.723** Behind **34.859**
 Best Time **1:34.703** Best Speed **79.829** On **6** Gp **c**

Lap	Elapsed Time	Lap Time	Lap Speed
1	1:45.692	1:45.692	71.529
2	3:22.563	1:36.871	78.042
3	4:58.351	1:35.788	78.924
4	6:33.514	1:35.163	79.443
5	8:08.906	1:35.392	79.252
6	9:43.609	1:34.703	79.829

18 117 Gary MILLER

Total Time **9:47.682** Avg Speed **77.185** Behind **38.932**
 Best Time **1:35.768** Best Speed **78.941** On **6** Gp **b**

Lap	Elapsed Time	Lap Time	Lap Speed
1	1:43.807	1:43.807	72.827
2	3:22.023	1:38.216	76.973
3	4:58.988	1:36.965	77.966
4	6:35.938	1:36.950	77.978
5	8:11.914	1:35.976	78.770
6	9:47.682	1:35.768	78.941

19 80 Phill ARCHER

Total Time **9:51.079** Avg Speed **76.741** Behind **42.329**
 Best Time **1:36.039** Best Speed **78.718** On **6** Gp **b**

Lap	Elapsed Time	Lap Time	Lap Speed
1	1:45.414	1:45.414	71.717
2	3:23.933	1:38.519	76.736
3	5:01.397	1:37.464	77.567
4	6:38.471	1:37.074	77.879
5	8:15.040	1:36.569	78.286
6	9:51.079	1:36.039	78.718

20 63 Tom ROBINSON

Total Time **9:53.816** Avg Speed **76.387** Behind **45.066**
 Best Time **1:35.535** Best Speed **79.133** On **6** Gp **c**

Lap	Elapsed Time	Lap Time	Lap Speed
1	1:45.134	1:45.134	71.908
2	3:28.343	1:43.209	73.249
3	5:05.301	1:36.958	77.972
4	6:41.389	1:36.088	78.678
5	8:18.281	1:36.892	78.025
6	9:53.816	1:35.535	79.133

Race Classification

21 241 Andrew SELLARS

Total Time **9:54.670** Avg Speed **76.278** Behind **45.920**
 Best Time **1:36.513** Best Speed **78.331** On **6** Gp **c**

Lap	Elapsed Time	Lap Time	Lap Speed
1	1:45.352	1:45.352	71.759
2	3:25.256	1:39.904	75.673
3	5:02.916	1:37.660	77.411
4	6:39.683	1:36.767	78.126
5	8:18.157	1:38.474	76.772
6	9:54.670	1:36.513	78.331

22 2 Scott PREECE

Total Time **9:57.852** Avg Speed **75.872** Behind **49.102**
 Best Time **1:36.897** Best Speed **78.021** On **6** Gp **c**

Lap	Elapsed Time	Lap Time	Lap Speed
1	1:46.525	1:46.525	70.969
2	3:27.513	1:40.988	74.860
3	5:06.167	1:38.654	76.631
4	6:43.802	1:37.635	77.431
5	8:20.955	1:37.153	77.815
6	9:57.852	1:36.897	78.021

23 17 Sarah BOYES

Total Time **10:27.218** Avg Speed **72.319** Behind **1:18.468**
 Best Time **1:41.985** Best Speed **74.129** On **3** Gp **c**

Lap	Elapsed Time	Lap Time	Lap Speed
1	1:49.494	1:49.494	69.045
2	3:31.768	1:42.274	73.919
3	5:13.753	1:41.985	74.129
4	6:57.216	1:43.463	73.070
5	8:41.813	1:44.597	72.277
6	10:27.218	1:45.405	71.723

Not Classified

DNF 41 Nige REA

Total Time **3:30.623** Avg Speed **71.787** Behind **4 Laps**
 Best Time **1:45.003** Best Speed **71.998** On **1** Gp **c**

Lap	Elapsed Time	Lap Time	Lap Speed
1	1:45.003	1:45.003	71.998
2	3:30.623	1:45.620	71.577




KDM Hire Cookstown 100

SUPERBIKE

Race 8 - The Royal Hotel Open B

LAP CHART




1					2					3				
No	Name	G	Elapsed Time	Lap Time	No	Name	G	Elapsed Time	Lap Time	No	Name	G	Elapsed Time	Lap Time
28	Paul GARTLAND	a	1:35.581	1:35.581	28	Paul GARTLAND	a	3:07.223	1:31.642	114	Alan KENNY	a	4:38.273	1:30.647
114	Alan KENNY	a	1:35.780	1:35.780	114	Alan KENNY	a	3:07.626	1:31.846	28	Paul GARTLAND	a	4:38.932	1:31.709
104	Daley MATHISON	b	1:37.349	1:37.349	104	Daley MATHISON	b	3:09.991	1:32.642	104	Daley MATHISON	b	4:41.956	1:31.965
150	William DAVIDSON	c	1:37.824	1:37.824	150	William DAVIDSON	c	3:10.797	1:32.973	150	William DAVIDSON	c	4:42.693	1:31.896
26	Dennis BOOTH	a	1:38.525	1:38.525	26	Dennis BOOTH	a	3:11.248	1:32.723	26	Dennis BOOTH	a	4:44.088	1:32.840
24	Craig SHIRLAW	a	1:39.310	1:39.310	24	Craig SHIRLAW	a	3:12.597	1:33.287	24	Craig SHIRLAW	a	4:45.309	1:32.712
11	Callum LAIDLAW	a	1:39.786	1:39.786	119	Dave HEWSON	a	3:13.101	1:33.115	119	Dave HEWSON	a	4:45.713	1:32.612
119	Dave HEWSON	a	1:39.986	1:39.986	11	Callum LAIDLAW	a	3:13.514	1:33.728	11	Callum LAIDLAW	a	4:46.181	1:32.667
22	Stephen McILVENNA	a	1:40.369	1:40.369	22	Stephen McILVENNA	a	3:14.478	1:34.109	22	Stephen McILVENNA	a	4:48.001	1:33.523
99	Mark GOODINGS	b	1:40.975	1:40.975	99	Mark GOODINGS	b	3:15.433	1:34.458	99	Mark GOODINGS	b	4:49.088	1:33.655
55	Scott CAMPBELL	b	1:41.130	1:41.130	55	Scott CAMPBELL	b	3:15.522	1:34.392	55	Scott CAMPBELL	b	4:49.226	1:33.704
8	Anthony McCOLGAN	c	1:41.557	1:41.557	8	Anthony McCOLGAN	c	3:15.732	1:34.175	8	Anthony McCOLGAN	c	4:49.554	1:33.822
88	Nuno CAETANO	b	1:41.614	1:41.614	88	Nuno CAETANO	b	3:16.462	1:34.848	88	Nuno CAETANO	b	4:50.062	1:33.600
191	James NEESOM	b	1:42.432	1:42.432	191	James NEESOM	b	3:17.575	1:35.143	191	James NEESOM	b	4:52.353	1:34.778
117	Gary MILLER	b	1:43.807	1:43.807	43	Robbie LYALL	b	3:20.873	1:36.834	133	Gary GRAVES	b	4:55.151	1:33.712
43	Robbie LYALL	b	1:44.039	1:44.039	133	Gary GRAVES	b	3:21.439	1:35.904	43	Robbie LYALL	b	4:56.049	1:35.176
41	Nige REA	c	1:45.003	1:45.003	117	Gary MILLER	b	3:22.023	1:38.216	143	Stephen DEGNAN	c	4:58.351	1:35.788
63	Tom ROBINSON	c	1:45.134	1:45.134	143	Stephen DEGNAN	c	3:22.563	1:36.871	117	Gary MILLER	b	4:58.988	1:36.965
241	Andrew SELLARS	c	1:45.352	1:45.352	80	Phill ARCHER	b	3:23.933	1:38.519	80	Phill ARCHER	b	5:01.397	1:37.464
80	Phill ARCHER	b	1:45.414	1:45.414	241	Andrew SELLARS	c	3:25.256	1:39.904	241	Andrew SELLARS	c	5:02.916	1:37.660
133	Gary GRAVES	b	1:45.535	1:45.535	2	Scott PREECE	c	3:27.513	1:40.988	63	Tom ROBINSON	c	5:05.301	1:36.958
143	Stephen DEGNAN	c	1:45.692	1:45.692	63	Tom ROBINSON	c	3:28.343	1:43.209	2	Scott PREECE	c	5:06.167	1:38.654
2	Scott PREECE	c	1:46.525	1:46.525	41	Nige REA	c	3:30.623	1:45.620	17	Sarah BOYES	c	5:13.753	1:41.985
17	Sarah BOYES	c	1:49.494	1:49.494	17	Sarah BOYES	c	3:31.768	1:42.274					

KDM Hire Cookstown 100

SUPERBIKE

Race 8 - The Royal Hotel Open B

LAP CHART

**4**

No	Name	G	Elapsed Time	Lap Time
114	Alan KENNY	a	6:08.821	1:30.548
28	Paul GARTLAND	a	6:10.157	1:31.225
104	Daley MATHISON	b	6:13.440	1:31.484
150	William DAVIDSON	c	6:15.755	1:33.062
26	Dennis BOOTH	a	6:17.788	1:33.700
119	Dave HEWSON	a	6:18.282	1:32.569
24	Craig SHIRLAW	a	6:18.525	1:33.216
11	Callum LAIDLAW	a	6:18.761	1:32.580
22	Stephen McILVENNA	a	6:21.421	1:33.420
99	Mark GOODINGS	b	6:22.648	1:33.560
55	Scott CAMPBELL	b	6:22.763	1:33.537
8	Anthony McCOLGAN	c	6:23.274	1:33.720
88	Nuno CAETANO	b	6:24.096	1:34.034
191	James NEESOM	b	6:27.844	1:35.491
133	Gary GRAVES	b	6:28.298	1:33.147
43	Robbie LYALL	b	6:29.968	1:33.919
143	Stephen DEGNAN	c	6:33.514	1:35.163
117	Gary MILLER	b	6:35.938	1:36.950
80	Phill ARCHER	b	6:38.471	1:37.074
241	Andrew SELLARS	c	6:39.683	1:36.767
63	Tom ROBINSON	c	6:41.389	1:36.088
2	Scott PREECE	c	6:43.802	1:37.635
17	Sarah BOYES	c	6:57.216	1:43.463

5

No	Name	G	Elapsed Time	Lap Time
114	Alan KENNY	a	7:38.801	1:29.980
28	Paul GARTLAND	a	7:40.430	1:30.273
104	Daley MATHISON	b	7:45.513	1:32.073
150	William DAVIDSON	c	7:46.613	1:30.858
119	Dave HEWSON	a	7:50.130	1:31.848
24	Craig SHIRLAW	a	7:52.538	1:34.013
11	Callum LAIDLAW	a	7:52.910	1:34.149
26	Dennis BOOTH	a	7:53.494	1:35.706
55	Scott CAMPBELL	b	7:54.494	1:31.731
22	Stephen McILVENNA	a	7:55.560	1:34.139
99	Mark GOODINGS	b	7:55.833	1:33.185
8	Anthony McCOLGAN	c	7:57.189	1:33.915
88	Nuno CAETANO	b	7:57.225	1:33.129
191	James NEESOM	b	8:01.638	1:33.794
133	Gary GRAVES	b	8:01.784	1:33.486
43	Robbie LYALL	b	8:03.507	1:33.539
143	Stephen DEGNAN	c	8:08.906	1:35.392
117	Gary MILLER	b	8:11.914	1:35.976
80	Phill ARCHER	b	8:15.040	1:36.569
241	Andrew SELLARS	c	8:18.157	1:38.474
63	Tom ROBINSON	c	8:18.281	1:36.892
2	Scott PREECE	c	8:20.955	1:37.153
17	Sarah BOYES	c	8:41.813	1:44.597

6

No	Name	G	Elapsed Time	Lap Time
114	Alan KENNY	a	9:08.750	1:29.949
28	Paul GARTLAND	a	9:10.719	1:30.289
104	Daley MATHISON	b	9:17.180	1:31.667
150	William DAVIDSON	c	9:18.187	1:31.574
119	Dave HEWSON	a	9:22.276	1:32.146
24	Craig SHIRLAW	a	9:23.845	1:31.307
11	Callum LAIDLAW	a	9:24.283	1:31.373
55	Scott CAMPBELL	b	9:26.571	1:32.077
26	Dennis BOOTH	a	9:28.242	1:34.748
99	Mark GOODINGS	b	9:28.589	1:32.756
22	Stephen McILVENNA	a	9:31.066	1:35.506
8	Anthony McCOLGAN	c	9:31.499	1:34.310
88	Nuno CAETANO	b	9:31.857	1:34.632
133	Gary GRAVES	b	9:35.168	1:33.384
191	James NEESOM	b	9:35.746	1:34.108
43	Robbie LYALL	b	9:37.686	1:34.179
143	Stephen DEGNAN	c	9:43.609	1:34.703
117	Gary MILLER	b	9:47.682	1:35.768
80	Phill ARCHER	b	9:51.079	1:36.039
63	Tom ROBINSON	c	9:53.816	1:35.535
241	Andrew SELLARS	c	9:54.670	1:36.513
2	Scott PREECE	c	9:57.852	1:36.897
17	Sarah BOYES	c	10:27.218	1:45.405

KDM Hire Cookstown 100

SUPERBIKE

Race 18 - The Royal Hotel Cookstown 100 B

Saturday, 27 April 2013




Pos	Class	No	Name	Machine / Sponsor	Gp	Laps	Total Time	Behind	Speed	-----Best Lap-----		
										Time	Speed	On
Race Classification												
1	SBKR	28	Paul GARTLAND	Honda	b	6	9:07.175		82.899	1:29.865	84.126	2
2	SBKR	114	Alan KENNY	Honda 600 - Moira MRC	a	6	9:08.796	1.621	82.654	1:29.154	84.797	6
3	SBKR	24	Craig SHIRLAW	Kawasaki - Shirlaws Motorcycles	a	6	9:09.381	2.206	82.566	1:30.283	83.737	6
4	SBKR	11	Callum LAIDLAW	Honda	a	6	9:09.875	2.700	82.491	1:30.389	83.638	6
5	SBKR	119	Dave HEWSON	Aprilia	a	6	9:10.206	3.031	82.442	1:29.995	84.005	6
6	SBKR	104	Daley MATHISON	Honda	b	6	9:12.251	5.076	82.137	1:30.348	83.676	3
7	SBKR	55	Scott CAMPBELL	Yamaha 600	a	6	9:14.974	7.799	81.734	1:30.461	83.572	6
8	SBKR	99	Mark GOODINGS	Kawasaki 600	a	6	9:24.809	17.634	80.310	1:32.509	81.722	2
9	SBKR	8	Anthony McCOLGAN	Ducati	b	6	9:24.927	17.752	80.294	1:32.715	81.540	6
10	SBKR	191	James NEESOM	Triumph 675	b	6	9:25.296	18.121	80.241	1:32.665	81.584	6
11	SBKR	88	Nuno CAETANO	Kawasaki - KS Team of Portugal	a	6	9:28.055	20.880	79.851	1:33.161	81.150	2
12	SBKR	133	Gary GRAVES	Yamaha 600	c	6	9:34.956	27.781	78.893	1:34.053	80.380	4
13	SBKR	143	Stephen DEGNAN	Suzuki	b	6	9:37.263	30.088	78.578	1:34.596	79.919	5
14	SBKR	63	Tom ROBINSON	Honda 600	b	6	9:38.796	31.621	78.370	1:34.926	79.641	4
15	SBKR	115	Damian HORGAN	Suzuki 750	c	6	9:39.772	32.597	78.238	1:34.773	79.770	6
16	SBKR	241	Andrew SELLARS	Honda 600	c	6	9:49.371	42.196	76.963	1:36.290	78.513	4
17	SBKR	174	Rodney PATTON	Yamaha 600 - N.J.T. Racing	b	6	9:59.682	52.507	75.640	1:38.243	76.952	6

Fastest Lap

SBKR	114	Alan KENNY	Honda 600 - Moira MRC	a						1:29.154	84.797	6
------	-----	------------	-----------------------	---	--	--	--	--	--	----------	--------	---

Provisional result to be confirmed by the Stewards of the Meeting subject to completion of technical inspections & the time limit for protests

Page 1 / 1

Circuit	Orritor	Signed		Organising Club	Cookstown & District MCC
Length(miles)	2.1000		Chief Timekeeper	Race Started	18:07
Weather	Bright	Issued At:	18:18	Gp Time Diff - b 10.69 / c 21.19	
Track	Dry				


KDM Hire Cookstown 100

SUPERBIKE

Race 18 - The Royal Hotel Cookstown 100 B

Saturday, 27 April 2013

DETAILED RESULT



Race Classification

1 28 Paul GARTLAND

Total Time **9:07.175** Avg Speed **82.899** Behind
Best Time **1:29.865** Best Speed **84.126** On **2** Gp **b**

Lap	Elapsed Time	Lap Time	Lap Speed
1	1:34.838	1:34.838	79.715
2	3:04.703	1:29.865	84.126
3	4:36.266	1:31.563	82.566
4	6:06.957	1:30.691	83.360
5	7:36.924	1:29.967	84.031
6	9:07.175	1:30.251	83.766

2 114 Alan KENNY

Total Time **9:08.796** Avg Speed **82.654** Behind **1.621**
Best Time **1:29.154** Best Speed **84.797** On **6** Gp **a**

Lap	Elapsed Time	Lap Time	Lap Speed
1	1:38.083	1:38.083	77.078
2	3:08.802	1:30.719	83.334
3	4:39.546	1:30.744	83.311
4	6:09.731	1:30.185	83.828
5	7:39.642	1:29.911	84.083
6	9:08.796	1:29.154	84.797

3 24 Craig SHIRLAW

Total Time **9:09.381** Avg Speed **82.566** Behind **2.206**
Best Time **1:30.283** Best Speed **83.737** On **6** Gp **a**

Lap	Elapsed Time	Lap Time	Lap Speed
1	1:35.836	1:35.836	78.885
2	3:06.551	1:30.715	83.338
3	4:37.498	1:30.947	83.125
4	6:08.684	1:31.186	82.907
5	7:39.098	1:30.414	83.615
6	9:09.381	1:30.283	83.737

4 11 Callum LAIDLAW

Total Time **9:09.875** Avg Speed **82.491** Behind **2.700**
Best Time **1:30.389** Best Speed **83.638** On **6** Gp **a**

Lap	Elapsed Time	Lap Time	Lap Speed
1	1:36.347	1:36.347	78.466
2	3:06.884	1:30.537	83.502
3	4:38.053	1:31.169	82.923
4	6:09.044	1:30.991	83.085
5	7:39.486	1:30.442	83.589
6	9:09.875	1:30.389	83.638

Race Classification

5 119 Dave HEWSON

Total Time **9:10.206** Avg Speed **82.442** Behind **3.031**
Best Time **1:29.995** Best Speed **84.005** On **6** Gp **a**

Lap	Elapsed Time	Lap Time	Lap Speed
1	1:37.618	1:37.618	77.445
2	3:08.558	1:30.940	83.132
3	4:39.419	1:30.861	83.204
4	6:09.511	1:30.092	83.914
5	7:40.211	1:30.700	83.352
6	9:10.206	1:29.995	84.005

6 104 Daley MATHISON

Total Time **9:12.251** Avg Speed **82.137** Behind **5.076**
Best Time **1:30.348** Best Speed **83.676** On **3** Gp **b**

Lap	Elapsed Time	Lap Time	Lap Speed
1	1:35.543	1:35.543	79.127
2	3:06.903	1:31.360	82.750
3	4:37.251	1:30.348	83.676
4	6:08.984	1:31.733	82.413
5	7:39.995	1:31.011	83.067
6	9:12.251	1:32.256	81.946

7 55 Scott CAMPBELL

Total Time **9:14.974** Avg Speed **81.734** Behind **7.799**
Best Time **1:30.461** Best Speed **83.572** On **6** Gp **a**

Lap	Elapsed Time	Lap Time	Lap Speed
1	1:37.855	1:37.855	77.257
2	3:09.372	1:31.517	82.608
3	4:40.652	1:31.280	82.822
4	6:11.749	1:31.097	82.988
5	7:44.513	1:32.764	81.497
6	9:14.974	1:30.461	83.572

8 99 Mark GOODINGS

Total Time **9:24.809** Avg Speed **80.310** Behind **17.634**
Best Time **1:32.509** Best Speed **81.722** On **2** Gp **a**

Lap	Elapsed Time	Lap Time	Lap Speed
1	1:39.546	1:39.546	75.945
2	3:12.055	1:32.509	81.722
3	4:45.757	1:33.702	80.681
4	6:19.367	1:33.610	80.761
5	7:51.981	1:32.614	81.629
6	9:24.809	1:32.828	81.441



MCUI Ulster
Centre Timing
powered by
e-Laps timing software

www.elaps-timing.com




KDM Hire Cookstown 100

SUPERBIKE

Race 18 - The Royal Hotel Cookstown 100 B

Saturday, 27 April 2013

DETAILED RESULT



Race Classification

9 8 Anthony McCOLGAN

Total Time **9:24.927** Avg Speed **80.294** Behind **17.752**
Best Time **1:32.715** Best Speed **81.540** On **6** Gp **b**

Lap	Elapsed Time	Lap Time	Lap Speed
1	1:38.233	1:38.233	76.960
2	3:11.950	1:33.717	80.668
3	4:45.556	1:33.606	80.764
4	6:19.058	1:33.502	80.854
5	7:52.212	1:33.154	81.156
6	9:24.927	1:32.715	81.540

10 191 James NEESOM

Total Time **9:25.296** Avg Speed **80.241** Behind **18.121**
Best Time **1:32.665** Best Speed **81.584** On **6** Gp **b**

Lap	Elapsed Time	Lap Time	Lap Speed
1	1:38.956	1:38.956	76.398
2	3:12.644	1:33.688	80.693
3	4:46.088	1:33.444	80.904
4	6:19.394	1:33.306	81.024
5	7:52.631	1:33.237	81.084
6	9:25.296	1:32.665	81.584

11 88 Nuno CAETANO

Total Time **9:28.055** Avg Speed **79.851** Behind **20.880**
Best Time **1:33.161** Best Speed **81.150** On **2** Gp **a**

Lap	Elapsed Time	Lap Time	Lap Speed
1	1:40.066	1:40.066	75.550
2	3:13.227	1:33.161	81.150
3	4:46.730	1:33.503	80.853
4	6:21.259	1:34.529	79.975
5	7:54.805	1:33.546	80.816
6	9:28.055	1:33.250	81.072

12 133 Gary GRAVES

Total Time **9:34.956** Avg Speed **78.893** Behind **27.781**
Best Time **1:34.053** Best Speed **80.380** On **4** Gp **c**

Lap	Elapsed Time	Lap Time	Lap Speed
1	1:41.406	1:41.406	74.552
2	3:16.674	1:35.268	79.355
3	4:51.041	1:34.367	80.113
4	6:25.094	1:34.053	80.380
5	7:59.318	1:34.224	80.234
6	9:34.956	1:35.638	79.048

Race Classification

13 143 Stephen DEGNAN

Total Time **9:37.263** Avg Speed **78.578** Behind **30.088**
Best Time **1:34.596** Best Speed **79.919** On **5** Gp **b**

Lap	Elapsed Time	Lap Time	Lap Speed
1	1:41.677	1:41.677	74.353
2	3:17.175	1:35.498	79.164
3	4:52.228	1:35.053	79.535
4	6:26.969	1:34.741	79.796
5	8:01.565	1:34.596	79.919
6	9:37.263	1:35.698	78.999

14 63 Tom ROBINSON

Total Time **9:38.796** Avg Speed **78.370** Behind **31.621**
Best Time **1:34.926** Best Speed **79.641** On **4** Gp **b**

Lap	Elapsed Time	Lap Time	Lap Speed
1	1:42.058	1:42.058	74.076
2	3:17.452	1:35.394	79.250
3	4:52.409	1:34.957	79.615
4	6:27.335	1:34.926	79.641
5	8:03.626	1:36.291	78.512
6	9:38.796	1:35.170	79.437

15 115 Damian HORGAN

Total Time **9:39.772** Avg Speed **78.238** Behind **32.597**
Best Time **1:34.773** Best Speed **79.770** On **6** Gp **c**

Lap	Elapsed Time	Lap Time	Lap Speed
1	1:42.687	1:42.687	73.622
2	3:18.026	1:35.339	79.296
3	4:53.707	1:35.681	79.013
4	6:29.600	1:35.893	78.838
5	8:04.999	1:35.399	79.246
6	9:39.772	1:34.773	79.770

16 241 Andrew SELLARS

Total Time **9:49.371** Avg Speed **76.963** Behind **42.196**
Best Time **1:36.290** Best Speed **78.513** On **4** Gp **c**

Lap	Elapsed Time	Lap Time	Lap Speed
1	1:43.723	1:43.723	72.886
2	3:21.220	1:37.497	77.541
3	4:58.396	1:37.176	77.797
4	6:34.686	1:36.290	78.513
5	8:11.096	1:36.410	78.415
6	9:49.371	1:38.275	76.927



MCUI Ulster
Centre Timing
powered by
e-Laps timing software

www.elaps-timing.com




KDM Hire Cookstown 100

SUPERBIKE

Race 18 - The Royal Hotel Cookstown 100 B

Saturday, 27 April 2013

DETAILED RESULT



Race Classification

17 174 Rodney PATTON

Total Time **9:59.682** Avg Speed **75.640** Behind **52.507**

Best Time **1:38.243** Best Speed **76.952** On **6** Gp **b**


Lap	Elapsed Time	Lap Time	Lap Speed
1	1:43.991	1:43.991	72.699
2	3:23.119	1:39.128	76.265
3	5:01.393	1:38.274	76.928
4	6:41.911	1:40.518	75.210
5	8:21.439	1:39.528	75.959
6	9:59.682	1:38.243	76.952

KDM Hire Cookstown 100

SUPERBIKE

Race 18 - The Royal Hotel Cookstown 100 B

LAP CHART



1					3					5				
No	Name	G	Elapsed Time	Lap Time	No	Name	G	Elapsed Time	Lap Time	No	Name	G	Elapsed Time	Lap Time
28	Paul GARTLAND	b	1:34.838	1:34.838	28	Paul GARTLAND	b	4:36.266	1:31.563	28	Paul GARTLAND	b	7:36.924	1:29.967
104	Daley MATHISON	b	1:35.543	1:35.543	104	Daley MATHISON	b	4:37.251	1:30.348	24	Craig SHIRLAW	a	7:39.098	1:30.414
24	Craig SHIRLAW	a	1:35.836	1:35.836	24	Craig SHIRLAW	a	4:37.498	1:30.947	11	Callum LAIDLAW	a	7:39.486	1:30.442
11	Callum LAIDLAW	a	1:36.347	1:36.347	11	Callum LAIDLAW	a	4:38.053	1:31.169	114	Alan KENNY	a	7:39.642	1:29.911
119	Dave HEWSON	a	1:37.618	1:37.618	119	Dave HEWSON	a	4:39.419	1:30.861	104	Daley MATHISON	b	7:39.995	1:31.011
55	Scott CAMPBELL	a	1:37.855	1:37.855	114	Alan KENNY	a	4:39.546	1:30.744	119	Dave HEWSON	a	7:40.211	1:30.700
114	Alan KENNY	a	1:38.083	1:38.083	55	Scott CAMPBELL	a	4:40.652	1:31.280	55	Scott CAMPBELL	a	7:44.513	1:32.764
8	Anthony McCOLGAN	b	1:38.233	1:38.233	8	Anthony McCOLGAN	b	4:45.556	1:33.606	99	Mark GOODINGS	a	7:51.981	1:32.614
191	James NEESOM	b	1:38.956	1:38.956	99	Mark GOODINGS	a	4:45.757	1:33.702	8	Anthony McCOLGAN	b	7:52.212	1:33.154
99	Mark GOODINGS	a	1:39.546	1:39.546	191	James NEESOM	b	4:46.088	1:33.444	191	James NEESOM	b	7:52.631	1:33.237
88	Nuno CAETANO	a	1:40.066	1:40.066	88	Nuno CAETANO	a	4:46.730	1:33.503	88	Nuno CAETANO	a	7:54.805	1:33.546
133	Gary GRAVES	c	1:41.406	1:41.406	133	Gary GRAVES	c	4:51.041	1:34.367	133	Gary GRAVES	c	7:59.318	1:34.224
143	Stephen DEGNAN	b	1:41.677	1:41.677	143	Stephen DEGNAN	b	4:52.228	1:35.053	143	Stephen DEGNAN	b	8:01.565	1:34.596
63	Tom ROBINSON	b	1:42.058	1:42.058	63	Tom ROBINSON	b	4:52.409	1:34.957	63	Tom ROBINSON	b	8:03.626	1:36.291
115	Damian HORGAN	c	1:42.687	1:42.687	115	Damian HORGAN	c	4:53.707	1:35.681	115	Damian HORGAN	c	8:04.999	1:35.399
241	Andrew SELLARS	c	1:43.723	1:43.723	241	Andrew SELLARS	c	4:58.396	1:37.176	241	Andrew SELLARS	c	8:11.096	1:36.410
174	Rodney PATTON	b	1:43.991	1:43.991	174	Rodney PATTON	b	5:01.393	1:38.274	174	Rodney PATTON	b	8:21.439	1:39.528

2					4					6				
No	Name	G	Elapsed Time	Lap Time	No	Name	G	Elapsed Time	Lap Time	No	Name	G	Elapsed Time	Lap Time
28	Paul GARTLAND	b	3:04.703	1:29.865	28	Paul GARTLAND	b	6:06.957	1:30.691	28	Paul GARTLAND	b	9:07.175	1:30.251
24	Craig SHIRLAW	a	3:06.551	1:30.715	24	Craig SHIRLAW	a	6:08.684	1:31.186	114	Alan KENNY	a	9:08.796	1:29.154
11	Callum LAIDLAW	a	3:06.884	1:30.537	104	Daley MATHISON	b	6:08.984	1:31.733	24	Craig SHIRLAW	a	9:09.381	1:30.283
104	Daley MATHISON	b	3:06.903	1:31.360	11	Callum LAIDLAW	a	6:09.044	1:30.991	11	Callum LAIDLAW	a	9:09.875	1:30.389
119	Dave HEWSON	a	3:08.558	1:30.940	119	Dave HEWSON	a	6:09.511	1:30.092	119	Dave HEWSON	a	9:10.206	1:29.995
114	Alan KENNY	a	3:08.802	1:30.719	114	Alan KENNY	a	6:09.731	1:30.185	104	Daley MATHISON	b	9:12.251	1:32.256
55	Scott CAMPBELL	a	3:09.372	1:31.517	55	Scott CAMPBELL	a	6:11.749	1:31.097	55	Scott CAMPBELL	a	9:14.974	1:30.461
8	Anthony McCOLGAN	b	3:11.950	1:33.717	8	Anthony McCOLGAN	b	6:19.058	1:33.502	99	Mark GOODINGS	a	9:24.809	1:32.828
99	Mark GOODINGS	a	3:12.055	1:32.509	99	Mark GOODINGS	a	6:19.367	1:33.610	8	Anthony McCOLGAN	b	9:24.927	1:32.715
191	James NEESOM	b	3:12.644	1:33.688	191	James NEESOM	b	6:19.394	1:33.306	191	James NEESOM	b	9:25.296	1:32.665
88	Nuno CAETANO	a	3:13.227	1:33.161	88	Nuno CAETANO	a	6:21.259	1:34.529	88	Nuno CAETANO	a	9:28.055	1:33.250
133	Gary GRAVES	c	3:16.674	1:35.268	133	Gary GRAVES	c	6:25.094	1:34.053	133	Gary GRAVES	c	9:34.956	1:35.638
143	Stephen DEGNAN	b	3:17.175	1:35.498	143	Stephen DEGNAN	b	6:26.969	1:34.741	143	Stephen DEGNAN	b	9:37.263	1:35.698
63	Tom ROBINSON	b	3:17.452	1:35.394	63	Tom ROBINSON	b	6:27.335	1:34.926	63	Tom ROBINSON	b	9:38.796	1:35.170
115	Damian HORGAN	c	3:18.026	1:35.339	115	Damian HORGAN	c	6:29.600	1:35.893	115	Damian HORGAN	c	9:39.772	1:34.773
241	Andrew SELLARS	c	3:21.220	1:37.497	241	Andrew SELLARS	c	6:34.686	1:36.290	241	Andrew SELLARS	c	9:49.371	1:38.275
174	Rodney PATTON	b	3:23.119	1:39.128	174	Rodney PATTON	b	6:41.911	1:40.518	174	Rodney PATTON	b	9:59.682	1:38.243