




**COOKSTOWN 100**

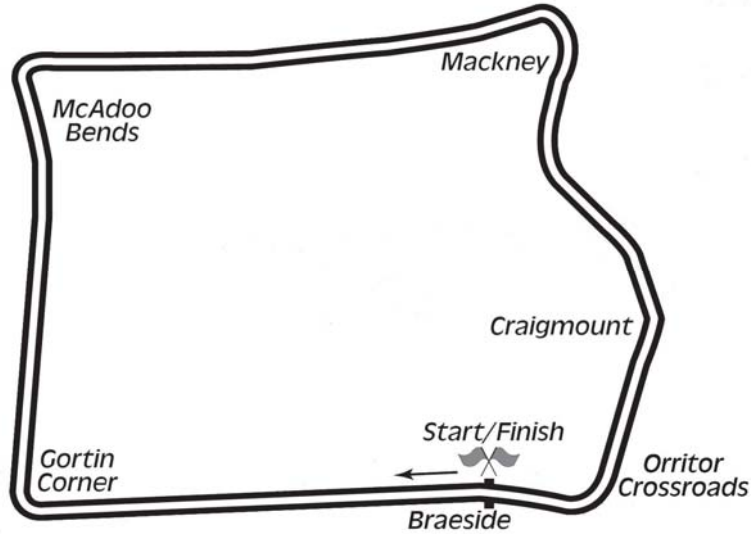
**Friday 26<sup>th</sup> & Saturday 27<sup>th</sup> April 2013**

**promoted by Cookstown & District MCC**  
[www.cookstown100.com](http://www.cookstown100.com)

**O<sub>2</sub> COOKSTOWN  
OPEN A  
&  
KDM HIRE  
COOKSTOWN 100 A**



# Orritor Circuit 2.1 miles



## LAP RECORDS

Class	Rider	Machine	m	s	mph	Year
125cc	William Dunlop	Honda	1	34.755	79.785	2010
Moto 3	Barry Davidson	Honda 250	1	39.075	76.306	2012
Moto 450	Ryan Farquhar	Kawasaki	1	35.432	79.219	2012
250cc	William Dunlop	Honda	1	29.658	84.320	2009
Supersport 400	Ryan Farquhar	Kawasaki	1	36.97	77.962	2003
Supertwins	Ryan Farquhar	Kawasaki 650	1	30.636	83.411	2012
Supersport	Michael Dunlop	Yamaha	1	24.783	89.169	2011
Superbike	Guy Martin	Suzuki	1	23.139	90.932	2011
Senior Support	Gary Robinson	Yamaha 600	1	29.956	84.041	2007
Junior Support	Ciaran Donnelly	Honda 250	1	35.932	78.806	2011
Classic 1000cc	Wattie Brown	Norton 920	1	40.273	75.394	2006
Classic 500cc	Neill McWhirter	Norton	1	41.491	74.489	2010
Classic 350cc	Paul Coward	Honda	1	43.421	73.099	2004
Classic 250cc	Geoff McMullan	Suzuki	1	47.294	70.461	2006

## MOST WINS at COOKSTOWN 100

Ryan Farquhar	26	1996 - 12
Ray McCullough	14	1967 - 79
Joey Dunlop	11	1977 - 98
Robert Dunlop	11	1985 - 08
Phillip McCallen	10	1987 - 96
Courtney Junk	8	1974 - 83
Mervyn Elwood	8	1987 - 97
William Dunlop	8	2006 - 12
Noel Hudson	7	1975 - 95
Bill Swallow	7	1987 - 00
Darran Lindsay	7	2000 - 05

## ALL TIME IRISH ROAD RACE WINNERS (after Killalane Road Race 2012)

### Most Wins at All Irish Road Race Meetings

1.	Ryan Farquhar	199	1995-12
2.	Joey Dunlop	156	1971-00
3.	Robert Dunlop	135	1980-08
4.	Ray McCullough	109	1960-82
	Phillip McCallen	109	1987-99
6.	William Dunlop	81	2005-12
7.	Brian Reid	78	1980-94
8.	Darran Lindsay	75	1999-06
9.	Michael Dunlop	67	2006-12
10.	James Courtney	66	1992-99

KDM HIRE COOKSTOWN 100

SUPERBIKE

Orritor 2.100 Miles

R4: O2 Cookstown Open A


27/04/2013 10:55

Race (8 Laps)

# RACE 4 - OPEN A

9	52 25	25 26	
8	96 22	21 23	23 24
7	86 19	64 20	9 21
6	122 16	93 17	
5	111 13	31 14	42 15
4	44 10	65 11	16 12
3	5 7		
2	6 4	36 5	71 6
1	3 1	7 2	82 3

POLE POSITION 1



KDM HIRE COOKSTOWN 100

SUPERBIKE

Orritor 2.100 Miles

R11: KDM Hire Cookstown 100 A

27/04/2013 14:15

Race (10 Laps)

**RACE 11 - COOKSTOWN 100 A**

9	25	28	
	25	26	
8	96	21	23
	22	23	24
7	86	64	9
	19	20	21
6	122	93	
	16	17	18
5	111	31	42
	13	14	15
4	44	65	16
	10	11	12
3	5		
	7	8	9
2	6	36	71
	4	5	6
1	3	7	82
	1	2	3

POLE POSITION



# KDM Hire Cookstown 100

## SUPERBIKE

### Race 7 - O2 Cookstown Open A

Saturday, 27 April 2013



Pos	Class	No	Name	Machine / Sponsor	Gp	Laps	Total Time	Behind	Speed	-----Best Lap-----		
										Time	Speed	On
<b>Race Classification</b>												
1	SBKR	3	Michael DUNLOP	Honda - McAdoo Racing	a	8	11:19.012		89.071	1:23.305	90.751	5
2	SBKR	7	Guy MARTIN	Suzuki - Tyco Suzuki by TAS Racing	a	8	11:22.916	3.904	88.561	1:23.459	90.583	4
3	SBKR	82	Derek SHEILS	Kawasaki - CD Racing	a	8	11:27.731	8.719	87.941	1:24.622	89.338	8
4	SBKR	36	Michael PEARSON	BMW - Hotties Road Racing	a	8	11:29.415	10.403	87.727	1:24.817	89.133	6
5	SBKR	5	Dean HARRISON	Kawasaki - RC Express Racing by MSS	b	8	11:41.659	22.647	86.196	1:26.435	87.465	5
6	SBKR	44	Jamie HAMILTON	Kawasaki - KMR Vauxhall Dealers NI	a	8	11:49.215	30.203	85.277	1:27.419	86.480	6
7	SBKR	65	Michael SWEENEY	Kawasaki - MJR Racing	b	8	11:50.720	31.708	85.097	1:27.354	86.544	7
8	SBKR	31	Shaun ANDERSON	Suzuki - CN Management	b	8	11:59.416	40.404	84.068	1:28.812	85.124	3
9	SBKR	86	Derek McGEE	Yamaha 600	c	8	11:59.506	40.494	84.058	1:28.834	85.103	5
10	SBKR	71	Davy MORGAN	Suzuki - Strangford Holiday Park	a	8	12:01.532	42.520	83.822	1:27.634	86.268	5
11	SBKR	42	Rob BARBER	BMW - Swinton	b	8	12:02.802	43.790	83.674	1:28.787	85.148	7
12	SBKR	9	Wayne KIRWAN	Honda - Crossan Motorcycles	c	8	12:04.112	45.100	83.523	1:28.068	85.843	8
13	SBKR	25	Ivan SHANLEY	Suzuki - Raymond Lilley	c	8	12:08.381	49.369	83.033	1:29.463	84.504	3
14	SBKR	16	Stephen THOMPSON	Suzuki - Cooookstown BE Racing	b	8	12:09.851	50.839	82.866	1:29.425	84.540	3
15	SBKR	21	Alan CONNOR	Suzuki - Connor Racing	c	8	12:12.188	53.176	82.602	1:29.341	84.620	8
16	SBKR	93	Paul CRANSTON	Honda 600 - P & J Fuel Haulage	b	8	12:12.776	53.764	82.535	1:30.345	83.679	6
17	SBKR	96	Andy FARRELL	Yamaha - Pro Plumb	c	8	12:13.867	54.855	82.413	1:29.276	84.681	8
18	SBKR	52	Robert WILSON	Kawasaki 600 - Stoddart Racing	c	8	12:15.130	56.118	82.271	1:30.667	83.382	5
19	SBKR	23	Michal DOKOUPIL	Honda - S & D	c	7	11:01.267	1 Lap	80.028	1:31.913	82.252	6

#### Fastest Lap


SBKR	3	Michael DUNLOP	Honda - McAdoo Racing	a						1:23.305	90.751	5
------	---	----------------	-----------------------	---	--	--	--	--	--	----------	--------	---

#### Not Classified

DNF	SBKR	122	Alan BONNER	Honda	b	5	7:27.187	3 Laps	84.528	1:27.456	86.443	4
DNF	SBKR	111	Brian McCORMACK	Kawasaki - KMR Vauxhall Dealers NI	b	5	8:05.630	38.443	77.837	1:31.042	83.039	4
DNF	SBKR	64	Stephen McKNIGHT	Yamaha 600	c	5	8:06.237	39.050	77.740	1:30.846	83.218	4

Provisional result to be confirmed by the Stewards of the Meeting subject to completion of technical inspections & the time limit for protests

Page 1 / 1

Circuit	<b>Orritor</b>	Signed	 Chief Timekeeper	Organising Club	<b>Cookstown &amp; District MCC</b>
Length(miles)	<b>2.1000</b>	Issued At:	13:50	Race Started	<b>13:37</b>
Weather	<b>Sunny</b>	Gp Time Diff - <b>b 12.01 / c 22.66</b>			
Track	<b>Dry</b>				



MCUI Ulster  
Centre Timing  
powered by  
e-Laps timing software

www.elaps-timing.com



# KDM Hire Cookstown 100

## SUPERBIKE

### Race 7 - O2 Cookstown Open A

Saturday, 27 April 2013

## DETAILED RESULT



### Race Classification

#### **1** 3 Michael DUNLOP

Total Time **11:19.012** Avg Speed **89.071** Behind  
Best Time **1:23.305** Best Speed **90.751** On **5** Gp **a**

Lap	Elapsed Time	Lap Time	Lap Speed
1	1:30.858	1:30.858	83.207
2	2:55.644	1:24.786	89.166
3	4:19.877	1:24.233	89.751
4	5:43.716	1:23.839	90.173
5	7:07.021	1:23.305	90.751
6	8:30.831	1:23.810	90.204
7	9:54.718	1:23.887	90.121
8	11:19.012	1:24.294	89.686

#### **2** 7 Guy MARTIN

Total Time **11:22.916** Avg Speed **88.561** Behind **3.904**  
Best Time **1:23.459** Best Speed **90.583** On **4** Gp **a**

Lap	Elapsed Time	Lap Time	Lap Speed
1	1:31.420	1:31.420	82.695
2	2:57.140	1:25.720	88.194
3	4:22.230	1:25.090	88.847
4	5:45.689	1:23.459	90.583
5	7:09.430	1:23.741	90.278
6	8:33.405	1:23.975	90.027
7	9:57.513	1:24.108	89.884
8	11:22.916	1:25.403	88.521

#### **3** 82 Derek SHEILS

Total Time **11:27.731** Avg Speed **87.941** Behind **8.719**  
Best Time **1:24.622** Best Speed **89.338** On **8** Gp **a**

Lap	Elapsed Time	Lap Time	Lap Speed
1	1:30.694	1:30.694	83.357
2	2:56.898	1:26.204	87.699
3	4:22.692	1:25.794	88.118
4	5:48.132	1:25.440	88.483
5	7:13.343	1:25.211	88.721
6	8:38.186	1:24.843	89.106
7	10:03.109	1:24.923	89.022
8	11:27.731	1:24.622	89.338

### Race Classification

#### **4** 36 Michael PEARSON

Total Time **11:29.415** Avg Speed **87.727** Behind **10.403**  
Best Time **1:24.817** Best Speed **89.133** On **6** Gp **a**

Lap	Elapsed Time	Lap Time	Lap Speed
1	1:31.199	1:31.199	82.896
2	2:57.684	1:26.485	87.414
3	4:23.403	1:25.719	88.195
4	5:48.682	1:25.279	88.650
5	7:13.666	1:24.984	88.958
6	8:38.483	1:24.817	89.133
7	10:03.722	1:25.239	88.692
8	11:29.415	1:25.693	88.222

#### **5** 5 Dean HARRISON

Total Time **11:41.659** Avg Speed **86.196** Behind **22.647**  
Best Time **1:26.435** Best Speed **87.465** On **5** Gp **b**

Lap	Elapsed Time	Lap Time	Lap Speed
1	1:33.345	1:33.345	80.990
2	3:01.052	1:27.707	86.196
3	4:28.451	1:27.399	86.500
4	5:55.171	1:26.720	87.177
5	7:21.606	1:26.435	87.465
6	8:48.256	1:26.650	87.248
7	10:15.154	1:26.898	86.999
8	11:41.659	1:26.505	87.394

#### **6** 44 Jamie HAMILTON

Total Time **11:49.215** Avg Speed **85.277** Behind **30.203**  
Best Time **1:27.419** Best Speed **86.480** On **6** Gp **a**

Lap	Elapsed Time	Lap Time	Lap Speed
1	1:33.969	1:33.969	80.452
2	3:02.324	1:28.355	85.564
3	4:30.280	1:27.956	85.952
4	5:58.088	1:27.808	86.097
5	7:26.001	1:27.913	85.994
6	8:53.420	1:27.419	86.480
7	10:21.131	1:27.711	86.192
8	11:49.215	1:28.084	85.827



MCUI Ulster  
Centre Timing  
powered by  
e-Laps timing software

[www.elaps-timing.com](http://www.elaps-timing.com)



# KDM Hire Cookstown 100

## SUPERBIKE

### Race 7 - O2 Cookstown Open A

Saturday, 27 April 2013

## DETAILED RESULT



### Race Classification

#### **7** 65 Michael SWEENEY

Total Time **11:50.720** Avg Speed **85.097** Behind **31.708**  
Best Time **1:27.354** Best Speed **86.544** On **7** Gp **b**

Lap	Elapsed Time	Lap Time	Lap Speed
1	1:34.436	1:34.436	80.054
2	3:03.033	1:28.597	85.330
3	4:31.239	1:28.206	85.708
4	5:59.062	1:27.823	86.082
5	7:26.899	1:27.837	86.069
6	8:55.166	1:28.267	85.649
7	10:22.520	1:27.354	86.544
8	11:50.720	1:28.200	85.714

#### **8** 31 Shaun ANDERSON

Total Time **11:59.416** Avg Speed **84.068** Behind **40.404**  
Best Time **1:28.812** Best Speed **85.124** On **3** Gp **b**

Lap	Elapsed Time	Lap Time	Lap Speed
1	1:35.883	1:35.883	78.846
2	3:04.993	1:29.110	84.839
3	4:33.805	1:28.812	85.124
4	6:02.960	1:29.155	84.796
5	7:32.084	1:29.124	84.826
6	9:01.245	1:29.161	84.790
7	10:30.140	1:28.895	85.044
8	11:59.416	1:29.276	84.681

#### **9** 86 Derek McGEE

Total Time **11:59.506** Avg Speed **84.058** Behind **40.494**  
Best Time **1:28.834** Best Speed **85.103** On **5** Gp **c**

Lap	Elapsed Time	Lap Time	Lap Speed
1	1:34.624	1:34.624	79.895
2	3:04.167	1:29.543	84.429
3	4:33.271	1:29.104	84.845
4	6:02.644	1:29.373	84.589
5	7:31.478	1:28.834	85.103
6	9:00.548	1:29.070	84.877
7	10:29.703	1:29.155	84.796
8	11:59.506	1:29.803	84.184

### Race Classification

#### **10** 71 Davy MORGAN

Total Time **12:01.532** Avg Speed **83.822** Behind **42.520**  
Best Time **1:27.634** Best Speed **86.268** On **5** Gp **a**

Lap	Elapsed Time	Lap Time	Lap Speed
1	1:33.739	1:33.739	80.649
2	3:02.183	1:28.444	85.478
3	4:42.417	1:40.234	75.424
4	6:10.168	1:27.751	86.153
5	7:37.802	1:27.634	86.268
6	9:05.844	1:28.042	85.868
7	10:33.833	1:27.989	85.920
8	12:01.532	1:27.699	86.204

#### **11** 42 Rob BARBER

Total Time **12:02.802** Avg Speed **83.674** Behind **43.790**  
Best Time **1:28.787** Best Speed **85.148** On **7** Gp **b**

Lap	Elapsed Time	Lap Time	Lap Speed
1	1:37.735	1:37.735	77.352
2	3:07.757	1:30.022	83.979
3	4:37.244	1:29.487	84.482
4	6:06.777	1:29.533	84.438
5	7:35.706	1:28.929	85.012
6	9:04.850	1:29.144	84.807
7	10:33.637	1:28.787	85.148
8	12:02.802	1:29.165	84.787

#### **12** 9 Wayne KIRWAN

Total Time **12:04.112** Avg Speed **83.523** Behind **45.100**  
Best Time **1:28.068** Best Speed **85.843** On **8** Gp **c**

Lap	Elapsed Time	Lap Time	Lap Speed
1	1:42.287	1:42.287	73.910
2	3:11.867	1:29.580	84.394
3	4:40.802	1:28.935	85.006
4	6:09.931	1:29.129	84.821
5	7:39.117	1:29.186	84.767
6	9:07.351	1:28.234	85.681
7	10:36.044	1:28.693	85.238
8	12:04.112	1:28.068	85.843



MCUI Ulster  
Centre Timing  
powered by  
e-Laps timing software

[www.elaps-timing.com](http://www.elaps-timing.com)



# KDM Hire Cookstown 100

## SUPERBIKE

### Race 7 - O2 Cookstown Open A

Saturday, 27 April 2013

## DETAILED RESULT



### Race Classification

#### 13 25 Ivan SHANLEY

Total Time **12:08.381** Avg Speed **83.033** Behind **49.369**  
 Best Time **1:29.463** Best Speed **84.504** On **3** Gp **c**

Lap	Elapsed Time	Lap Time	Lap Speed
1	1:35.276	1:35.276	79.348
2	3:05.938	1:30.662	83.387
3	4:35.401	1:29.463	84.504
4	6:05.384	1:29.983	84.016
5	7:36.051	1:30.667	83.382
6	9:07.181	1:31.130	82.958
7	10:38.109	1:30.928	83.143
8	12:08.381	1:30.272	83.747

#### 14 16 Stephen THOMPSON

Total Time **12:09.851** Avg Speed **82.866** Behind **50.839**  
 Best Time **1:29.425** Best Speed **84.540** On **3** Gp **b**

Lap	Elapsed Time	Lap Time	Lap Speed
1	1:37.460	1:37.460	77.570
2	3:07.009	1:29.549	84.423
3	4:36.434	1:29.425	84.540
4	6:06.333	1:29.899	84.094
5	7:39.265	1:32.932	81.350
6	9:09.459	1:30.194	83.819
7	10:39.832	1:30.373	83.653
8	12:09.851	1:30.019	83.982

#### 15 21 Alan CONNOR

Total Time **12:12.188** Avg Speed **82.602** Behind **53.176**  
 Best Time **1:29.341** Best Speed **84.620** On **8** Gp **c**

Lap	Elapsed Time	Lap Time	Lap Speed
1	1:38.773	1:38.773	76.539
2	3:09.845	1:31.072	83.011
3	4:40.441	1:30.596	83.447
4	6:11.152	1:30.711	83.342
5	7:41.744	1:30.592	83.451
6	9:12.842	1:31.098	82.988
7	10:42.847	1:30.005	83.995
8	12:12.188	1:29.341	84.620

### Race Classification

#### 16 93 Paul CRANSTON

Total Time **12:12.776** Avg Speed **82.535** Behind **53.764**  
 Best Time **1:30.345** Best Speed **83.679** On **6** Gp **b**

Lap	Elapsed Time	Lap Time	Lap Speed
1	1:37.978	1:37.978	77.160
2	3:08.783	1:30.805	83.255
3	4:39.216	1:30.433	83.598
4	6:09.824	1:30.608	83.436
5	7:40.254	1:30.430	83.601
6	9:10.599	1:30.345	83.679
7	10:41.716	1:31.117	82.970
8	12:12.776	1:31.060	83.022

#### 17 96 Andy FARRELL

Total Time **12:13.867** Avg Speed **82.413** Behind **54.855**  
 Best Time **1:29.276** Best Speed **84.681** On **8** Gp **c**

Lap	Elapsed Time	Lap Time	Lap Speed
1	1:41.152	1:41.152	74.739
2	3:13.324	1:32.172	82.021
3	4:45.139	1:31.815	82.339
4	6:15.607	1:30.468	83.565
5	7:45.696	1:30.089	83.917
6	9:15.234	1:29.538	84.433
7	10:44.591	1:29.357	84.604
8	12:13.867	1:29.276	84.681

#### 18 52 Robert WILSON

Total Time **12:15.130** Avg Speed **82.271** Behind **56.118**  
 Best Time **1:30.667** Best Speed **83.382** On **5** Gp **c**

Lap	Elapsed Time	Lap Time	Lap Speed
1	1:38.851	1:38.851	76.479
2	3:09.971	1:31.120	82.968
3	4:40.646	1:30.675	83.375
4	6:11.352	1:30.706	83.346
5	7:42.019	1:30.667	83.382
6	9:13.217	1:31.198	82.897
7	10:43.920	1:30.703	83.349
8	12:15.130	1:31.210	82.886

#### 19 23 Michal DOKOUPIL

Total Time **11:01.267** Avg Speed **80.028** Behind **1 Lap**  
 Best Time **1:31.913** Best Speed **82.252** On **6** Gp **c**

Lap	Elapsed Time	Lap Time	Lap Speed
1	1:42.627	1:42.627	73.665
2	3:16.801	1:34.174	80.277
3	4:49.870	1:33.069	81.230
4	6:22.812	1:32.942	81.341
5	7:55.654	1:32.842	81.429
6	9:27.567	1:31.913	82.252
7	11:01.267	1:33.700	80.683



MCUI Ulster  
Centre Timing  
powered by  
e-Laps timing software

[www.elaps-timing.com](http://www.elaps-timing.com)





# KDM Hire Cookstown 100

## SUPERBIKE

### Race 7 - O2 Cookstown Open A

Saturday, 27 April 2013

## DETAILED RESULT



### Not Classified

#### **DNF** 122 Alan BONNER

Total Time **7:27.187** Avg Speed **84.528** Behind **3 Laps**

Best Time **1:27.456** Best Speed **86.443** On **4** Gp **b**

Lap	Elapsed Time	Lap Time	Lap Speed
1	1:34.960	1:34.960	79.612
2	3:03.858	1:28.898	85.041
3	4:32.032	1:28.174	85.740
4	5:59.488	1:27.456	86.443
5	7:27.187	1:27.699	86.204

#### **DNF** 111 Brian McCORMACK

Total Time **8:05.630** Avg Speed **77.837** Behind **38.443**

Best Time **1:31.042** Best Speed **83.039** On **4** Gp **b**

Lap	Elapsed Time	Lap Time	Lap Speed
1	1:33.936	1:33.936	80.480
2	3:30.020	1:56.084	65.125
3	5:01.217	1:31.197	82.897
4	6:32.259	1:31.042	83.039
5	8:05.630	1:33.371	80.967

#### **DNF** 64 Stephen McKNIGHT

Total Time **8:06.237** Avg Speed **77.740** Behind **39.050**

Best Time **1:30.846** Best Speed **83.218** On **4** Gp **c**

Lap	Elapsed Time	Lap Time	Lap Speed
1	1:37.048	1:37.048	77.900
2	3:25.490	1:48.442	69.715
3	5:00.426	1:34.936	79.633
4	6:31.272	1:30.846	83.218
5	8:06.237	1:34.965	79.608



MCUI Ulster  
Centre Timing  
powered by  
e-Laps timing software

[www.elaps-timing.com](http://www.elaps-timing.com)




# KDM Hire Cookstown 100

## SUPERBIKE

### Race 7 - O2 Cookstown Open A

## LAP CHART



1					3					5				
No	Name	G	Elapsed Time	Lap Time	No	Name	G	Elapsed Time	Lap Time	No	Name	G	Elapsed Time	Lap Time
82	Derek SHEILS	a	1:30.694	1:30.694	3	Michael DUNLOP	a	4:19.877	1:24.233	3	Michael DUNLOP	a	7:07.021	1:23.305
3	Michael DUNLOP	a	1:30.858	1:30.858	7	Guy MARTIN	a	4:22.230	1:25.090	7	Guy MARTIN	a	7:09.430	1:23.741
36	Michael PEARSON	a	1:31.199	1:31.199	82	Derek SHEILS	a	4:22.692	1:25.794	82	Derek SHEILS	a	7:13.343	1:25.211
7	Guy MARTIN	a	1:31.420	1:31.420	36	Michael PEARSON	a	4:23.403	1:25.719	36	Michael PEARSON	a	7:13.666	1:24.984
5	Dean HARRISON	b	1:33.345	1:33.345	5	Dean HARRISON	b	4:28.451	1:27.399	5	Dean HARRISON	b	7:21.606	1:26.435
71	Davy MORGAN	a	1:33.739	1:33.739	44	Jamie HAMILTON	a	4:30.280	1:27.956	44	Jamie HAMILTON	a	7:26.001	1:27.913
111	Brian McCORMACK	b	1:33.936	1:33.936	65	Michael SWEENEY	b	4:31.239	1:28.206	65	Michael SWEENEY	b	7:26.899	1:27.837
44	Jamie HAMILTON	a	1:33.969	1:33.969	122	Alan BONNER	b	4:32.032	1:28.174	122	Alan BONNER	b	7:27.187	1:27.699
65	Michael SWEENEY	b	1:34.436	1:34.436	86	Derek McGEE	c	4:33.271	1:29.104	86	Derek McGEE	c	7:31.478	1:28.834
86	Derek McGEE	c	1:34.624	1:34.624	31	Shaun ANDERSON	b	4:33.805	1:28.812	31	Shaun ANDERSON	b	7:32.084	1:29.124
122	Alan BONNER	b	1:34.960	1:34.960	25	Ivan SHANLEY	c	4:35.401	1:29.463	42	Rob BARBER	b	7:35.706	1:28.929
25	Ivan SHANLEY	c	1:35.276	1:35.276	16	Stephen THOMPSON	b	4:36.434	1:29.425	25	Ivan SHANLEY	c	7:36.051	1:30.667
31	Shaun ANDERSON	b	1:35.883	1:35.883	42	Rob BARBER	b	4:37.244	1:29.487	71	Davy MORGAN	a	7:37.802	1:27.634
64	Stephen McKNIGHT	c	1:37.048	1:37.048	93	Paul CRANSTON	b	4:39.216	1:30.433	9	Wayne KIRWAN	c	7:39.117	1:29.186
16	Stephen THOMPSON	b	1:37.460	1:37.460	21	Alan CONNOR	c	4:40.441	1:30.596	16	Stephen THOMPSON	b	7:39.265	1:32.932
42	Rob BARBER	b	1:37.735	1:37.735	52	Robert WILSON	c	4:40.646	1:30.675	93	Paul CRANSTON	b	7:40.254	1:30.430
93	Paul CRANSTON	b	1:37.978	1:37.978	9	Wayne KIRWAN	c	4:40.802	1:28.935	21	Alan CONNOR	c	7:41.744	1:30.592
21	Alan CONNOR	c	1:38.773	1:38.773	71	Davy MORGAN	a	4:42.417	1:40.234	52	Robert WILSON	c	7:42.019	1:30.667
52	Robert WILSON	c	1:38.851	1:38.851	96	Andy FARRELL	c	4:45.139	1:31.815	96	Andy FARRELL	c	7:45.696	1:30.089
96	Andy FARRELL	c	1:41.152	1:41.152	23	Michal DOKOUPIL	c	4:49.870	1:33.069	23	Michal DOKOUPIL	c	7:55.654	1:32.842
9	Wayne KIRWAN	c	1:42.287	1:42.287	64	Stephen McKNIGHT	c	5:00.426	1:34.936	111	Brian McCORMACK	b	8:05.630	1:33.371
23	Michal DOKOUPIL	c	1:42.627	1:42.627	111	Brian McCORMACK	b	5:01.217	1:31.197	64	Stephen McKNIGHT	c	8:06.237	1:34.965


2					4					6				
No	Name	G	Elapsed Time	Lap Time	No	Name	G	Elapsed Time	Lap Time	No	Name	G	Elapsed Time	Lap Time
3	Michael DUNLOP	a	2:55.644	1:24.786	3	Michael DUNLOP	a	5:43.716	1:23.839	3	Michael DUNLOP	a	8:30.831	1:23.810
82	Derek SHEILS	a	2:56.898	1:26.204	7	Guy MARTIN	a	5:45.689	1:23.459	7	Guy MARTIN	a	8:33.405	1:23.975
7	Guy MARTIN	a	2:57.140	1:25.720	82	Derek SHEILS	a	5:48.132	1:25.440	82	Derek SHEILS	a	8:38.186	1:24.843
36	Michael PEARSON	a	2:57.684	1:26.485	36	Michael PEARSON	a	5:48.682	1:25.279	36	Michael PEARSON	a	8:38.483	1:24.817
5	Dean HARRISON	b	3:01.052	1:27.707	5	Dean HARRISON	b	5:55.171	1:26.720	5	Dean HARRISON	b	8:48.256	1:26.650
71	Davy MORGAN	a	3:02.183	1:28.444	44	Jamie HAMILTON	a	5:58.088	1:27.808	44	Jamie HAMILTON	a	8:53.420	1:27.419
44	Jamie HAMILTON	a	3:02.324	1:28.355	65	Michael SWEENEY	b	5:59.062	1:27.823	65	Michael SWEENEY	b	8:55.166	1:28.267
65	Michael SWEENEY	b	3:03.033	1:28.597	122	Alan BONNER	b	5:59.488	1:27.456	86	Derek McGEE	c	9:00.548	1:29.070
122	Alan BONNER	b	3:03.858	1:28.898	86	Derek McGEE	c	6:02.644	1:29.373	31	Shaun ANDERSON	b	9:01.245	1:29.161
86	Derek McGEE	c	3:04.167	1:29.543	31	Shaun ANDERSON	b	6:02.960	1:29.155	42	Rob BARBER	b	9:04.850	1:29.144
31	Shaun ANDERSON	b	3:04.993	1:29.110	25	Ivan SHANLEY	c	6:05.384	1:29.983	71	Davy MORGAN	a	9:05.844	1:28.042
25	Ivan SHANLEY	c	3:05.938	1:30.662	16	Stephen THOMPSON	b	6:06.333	1:29.899	25	Ivan SHANLEY	c	9:07.181	1:31.130
16	Stephen THOMPSON	b	3:07.009	1:29.549	42	Rob BARBER	b	6:06.777	1:29.533	9	Wayne KIRWAN	c	9:07.351	1:28.234
42	Rob BARBER	b	3:07.757	1:30.022	93	Paul CRANSTON	b	6:09.824	1:30.608	16	Stephen THOMPSON	b	9:09.459	1:30.194
93	Paul CRANSTON	b	3:08.783	1:30.805	9	Wayne KIRWAN	c	6:09.931	1:29.129	93	Paul CRANSTON	b	9:10.599	1:30.345
21	Alan CONNOR	c	3:09.845	1:31.072	71	Davy MORGAN	a	6:10.168	1:27.751	21	Alan CONNOR	c	9:12.842	1:31.098
52	Robert WILSON	c	3:09.971	1:31.120	21	Alan CONNOR	c	6:11.152	1:30.711	52	Robert WILSON	c	9:13.217	1:31.198
9	Wayne KIRWAN	c	3:11.867	1:29.580	52	Robert WILSON	c	6:11.352	1:30.706	96	Andy FARRELL	c	9:15.234	1:29.538
96	Andy FARRELL	c	3:13.324	1:32.172	96	Andy FARRELL	c	6:15.607	1:30.468	23	Michal DOKOUPIL	c	9:27.567	1:31.913
23	Michal DOKOUPIL	c	3:16.801	1:34.174	23	Michal DOKOUPIL	c	6:22.812	1:32.942					
64	Stephen McKNIGHT	c	3:25.490	1:48.442	64	Stephen McKNIGHT	c	6:31.272	1:30.846					
111	Brian McCORMACK	b	3:30.020	1:56.084	111	Brian McCORMACK	b	6:32.259	1:31.042					

# KDM Hire Cookstown 100

## SUPERBIKE

### Race 7 - O2 Cookstown Open A

## LAP CHART



7

No	Name	G	Elapsed Time	Lap Time
3	Michael DUNLOP	a	9:54.718	1:23.887
7	Guy MARTIN	a	9:57.513	1:24.108
82	Derek SHEILS	a	10:03.109	1:24.923
36	Michael PEARSON	a	10:03.722	1:25.239
5	Dean HARRISON	b	10:15.154	1:26.898
44	Jamie HAMILTON	a	10:21.131	1:27.711
65	Michael SWEENEY	b	10:22.520	1:27.354
86	Derek McGEE	c	10:29.703	1:29.155
31	Shaun ANDERSON	b	10:30.140	1:28.895
42	Rob BARBER	b	10:33.637	1:28.787
71	Davy MORGAN	a	10:33.833	1:27.989
9	Wayne KIRWAN	c	10:36.044	1:28.693
25	Ivan SHANLEY	c	10:38.109	1:30.928
16	Stephen THOMPSON	b	10:39.832	1:30.373
93	Paul CRANSTON	b	10:41.716	1:31.117
21	Alan CONNOR	c	10:42.847	1:30.005
52	Robert WILSON	c	10:43.920	1:30.703
96	Andy FARRELL	c	10:44.591	1:29.357
23	Michal DOKOUPIL	c	11:01.267	1:33.700

8

No	Name	G	Elapsed Time	Lap Time
3	Michael DUNLOP	a	11:19.012	1:24.294
7	Guy MARTIN	a	11:22.916	1:25.403
82	Derek SHEILS	a	11:27.731	1:24.622
36	Michael PEARSON	a	11:29.415	1:25.693
5	Dean HARRISON	b	11:41.659	1:26.505
44	Jamie HAMILTON	a	11:49.215	1:28.084
65	Michael SWEENEY	b	11:50.720	1:28.200
31	Shaun ANDERSON	b	11:59.416	1:29.276
86	Derek McGEE	c	11:59.506	1:29.803
71	Davy MORGAN	a	12:01.532	1:27.699
42	Rob BARBER	b	12:02.802	1:29.165
9	Wayne KIRWAN	c	12:04.112	1:28.068
25	Ivan SHANLEY	c	12:08.381	1:30.272
16	Stephen THOMPSON	b	12:09.851	1:30.019
21	Alan CONNOR	c	12:12.188	1:29.341
93	Paul CRANSTON	b	12:12.776	1:31.060
96	Andy FARRELL	c	12:13.867	1:29.276
52	Robert WILSON	c	12:15.130	1:31.210

# KDM Hire Cookstown 100

## SUPERBIKE

### Race 14 - KDM Hire Cookstown 100 A

Saturday, 27 April 2013



-----Best Lap-----  
Pos Class No Name Machine / Sponsor Gp Laps Total Time Behind Speed Time Speed On

#### Race Classification

1	SBKR	3	Michael DUNLOP	Honda - McAdoo Racing	a	10	14:07.729		89.179	1:22.641	91.480	8
2	SBKR	7	Guy MARTIN	Suzuki - Tyco Suzuki by TAS Racing	a	10	14:10.232	2.503	88.917	1:23.028	91.054	8
3	SBKR	82	Derek SHEILS	Honda - CD Racing	a	10	14:14.592	6.863	88.463	1:23.605	90.425	8
4	SBKR	36	Michael PEARSON	BMW - Hotties Road Racing	a	10	14:24.128	16.399	87.487	1:25.099	88.838	7
5	SBKR	44	Jamie HAMILTON	Kawasaki - KMR Vauxhall Dealers NI	a	10	14:28.653	20.924	87.031	1:24.891	89.055	4
6	SBKR	5	Dean HARRISON	Kawasaki - RC Express Racing by MSS	b	10	14:42.538	34.809	85.662	1:26.539	87.359	9
7	SBKR	31	Shaun ANDERSON	Suzuki - CN Management	b	10	14:44.650	36.921	85.458	1:26.843	87.054	8
8	SBKR	111	Brian McCORMACK	Kawasaki - KMR Vauxhall Dealers NI	b	10	14:46.360	38.631	85.293	1:27.185	86.712	5
9	SBKR	86	Derek McGEE	Yamaha 600	c	10	14:47.384	39.655	85.194	1:26.994	86.903	8
10	SBKR	65	Michael SWEENEY	Kawasaki - MJR Racing	b	10	14:48.975	41.246	85.042	1:27.812	86.093	4
11	SBKR	71	Davy MORGAN	Suzuki - Strangford Holiday Park	a	10	14:50.364	42.635	84.909	1:27.165	86.732	3
12	SBKR	25	Ivan SHANLEY	Suzuki - Raymond Lilley	c	10	14:58.556	50.827	84.135	1:28.215	85.700	9
13	SBKR	93	Paul CRANSTON	Honda 600 - P & J Fuel Haulage	b	10	15:07.283	59.554	83.326	1:29.391	84.572	9
14	SBKR	21	Alan CONNOR	Suzuki - Connor Racing	c	9	13:43.831	1 Lap	82.590	1:30.289	83.731	8

#### Fastest Lap / New Lap Record 91.480 mph (Previously 90.932 mph)


SBKR	3	Michael DUNLOP	Honda - McAdoo Racing	a						1:22.641	91.480	8
------	---	----------------	-----------------------	---	--	--	--	--	--	----------	--------	---

#### Not Classified

DNF	SBKR	9	Wayne KIRWAN	Honda - Crossan Motorcycles	c	9	13:18.943	1 Lap	85.163	1:26.910	86.987	9
DNF	SBKR	64	Stephen McKNIGHT	Yamaha 600	c	7	10:55.714	3 Laps	80.706	1:30.322	83.701	5
DNF	SBKR	122	Alan BONNER	Honda	b	5	7:29.912	5 Laps	84.016	1:27.420	86.479	3
DNF	SBKR	16	Stephen THOMPSON	Suzuki - Coookstown BE Racing	b	4	6:32.172	6 Laps	77.109	1:29.963	84.035	2

Provisional result to be confirmed by the Stewards of the Meeting subject to completion of technical inspections & the time limit for protests

Page 1 / 1

Circuit	<b>Orritor</b>	Signed	 Chief Timekeeper	Organising Club	<b>Cookstown &amp; District MCC</b>
Length(miles)	<b>2.1000</b>	Issued At:	16:34	Race Started	<b>16:16</b>
Weather	<b>Sunny</b>	Gp Time Diff - <b>b 12.02 / c 25.77</b>			
Track	<b>Dry</b>				



MCUI Ulster  
Centre Timing  
powered by  
e-Laps timing software

www.elaps-timing.com



# KDM Hire Cookstown 100

## SUPERBIKE

### Race 14 - KDM Hire Cookstown 100 A

Saturday, 27 April 2013

## DETAILED RESULT



### Race Classification

#### **1** 3 Michael DUNLOP

Total Time **14:07.729** Avg Speed **89.179** Behind  
Best Time **1:22.641** Best Speed **91.480** On **8** Gp **a**

Lap	Elapsed Time	Lap Time	Lap Speed
1	1:32.315	1:32.315	81.894
2	2:58.767	1:26.452	87.447
3	4:24.374	1:25.607	88.311
4	5:49.759	1:25.385	88.540
5	7:12.873	1:23.114	90.959
6	8:36.093	1:23.220	90.844
7	9:58.909	1:22.816	91.287
8	11:21.550	1:22.641	91.480
9	12:44.448	1:22.898	91.196
10	14:07.729	1:23.281	90.777

#### **2** 7 Guy MARTIN

Total Time **14:10.232** Avg Speed **88.917** Behind **2.503**  
Best Time **1:23.028** Best Speed **91.054** On **8** Gp **a**

Lap	Elapsed Time	Lap Time	Lap Speed
1	1:31.731	1:31.731	82.415
2	2:57.893	1:26.162	87.742
3	4:24.186	1:26.293	87.608
4	5:49.080	1:24.894	89.052
5	7:12.428	1:23.348	90.704
6	8:35.866	1:23.438	90.606
7	10:00.016	1:24.150	89.840
8	11:23.044	1:23.028	91.054
9	12:46.431	1:23.387	90.662
10	14:10.232	1:23.801	90.214

#### **3** 82 Derek SHEILS

Total Time **14:14.592** Avg Speed **88.463** Behind **6.863**  
Best Time **1:23.605** Best Speed **90.425** On **8** Gp **a**

Lap	Elapsed Time	Lap Time	Lap Speed
1	1:32.990	1:32.990	81.299
2	2:59.056	1:26.066	87.840
3	4:24.585	1:25.529	88.391
4	5:49.988	1:25.403	88.521
5	7:15.467	1:25.479	88.443
6	8:39.346	1:23.879	90.130
7	10:03.473	1:24.127	89.864
8	11:27.078	1:23.605	90.425
9	12:50.941	1:23.863	90.147
10	14:14.592	1:23.651	90.375

### Race Classification

#### **4** 36 Michael PEARSON

Total Time **14:24.128** Avg Speed **87.487** Behind **16.399**  
Best Time **1:25.099** Best Speed **88.838** On **7** Gp **a**

Lap	Elapsed Time	Lap Time	Lap Speed
1	1:31.981	1:31.981	82.191
2	2:58.212	1:26.231	87.671
3	4:23.949	1:25.737	88.177
4	5:49.553	1:25.604	88.314
5	7:15.346	1:25.793	88.119
6	8:40.944	1:25.598	88.320
7	10:06.043	1:25.099	88.838
8	11:31.418	1:25.375	88.551
9	12:58.060	1:26.642	87.256
10	14:24.128	1:26.068	87.838

#### **5** 44 Jamie HAMILTON

Total Time **14:28.653** Avg Speed **87.031** Behind **20.924**  
Best Time **1:24.891** Best Speed **89.055** On **4** Gp **a**

Lap	Elapsed Time	Lap Time	Lap Speed
1	1:34.006	1:34.006	80.420
2	3:00.987	1:26.981	86.916
3	4:26.873	1:25.886	88.024
4	5:51.764	1:24.891	89.055
5	7:17.493	1:25.729	88.185
6	8:43.547	1:26.054	87.852
7	10:09.965	1:26.418	87.482
8	11:36.001	1:26.036	87.870
9	13:02.240	1:26.239	87.663
10	14:28.653	1:26.413	87.487

#### **6** 5 Dean HARRISON

Total Time **14:42.538** Avg Speed **85.662** Behind **34.809**  
Best Time **1:26.539** Best Speed **87.359** On **9** Gp **b**

Lap	Elapsed Time	Lap Time	Lap Speed
1	1:32.977	1:32.977	81.310
2	3:01.309	1:28.332	85.586
3	4:30.127	1:28.818	85.118
4	5:57.757	1:27.630	86.272
5	7:24.606	1:26.849	87.048
6	8:52.904	1:28.298	85.619
7	10:20.641	1:27.737	86.167
8	11:48.792	1:28.151	85.762
9	13:15.331	1:26.539	87.359
10	14:42.538	1:27.207	86.690



MCUI Ulster  
Centre Timing  
powered by  
e-Laps timing software

[www.elaps-timing.com](http://www.elaps-timing.com)



# KDM Hire Cookstown 100

## SUPERBIKE

### Race 14 - KDM Hire Cookstown 100 A

Saturday, 27 April 2013

## DETAILED RESULT



### Race Classification

#### **7** 31 Shaun ANDERSON

Total Time **14:44.650** Avg Speed **85.458** Behind **36.921**  
Best Time **1:26.843** Best Speed **87.054** On **8** Gp **b**

Lap	Elapsed Time	Lap Time	Lap Speed
1	1:36.164	1:36.164	78.616
2	3:04.538	1:28.374	85.546
3	4:32.647	1:28.109	85.803
4	5:59.862	1:27.215	86.682
5	7:28.938	1:29.076	84.871
6	8:55.932	1:26.994	86.903
7	10:23.082	1:27.150	86.747
8	11:49.925	1:26.843	87.054
9	13:17.226	1:27.301	86.597
10	14:44.650	1:27.424	86.475

#### **8** 111 Brian McCORMACK

Total Time **14:46.360** Avg Speed **85.293** Behind **38.631**  
Best Time **1:27.185** Best Speed **86.712** On **5** Gp **b**

Lap	Elapsed Time	Lap Time	Lap Speed
1	1:33.728	1:33.728	80.659
2	3:01.864	1:28.136	85.777
3	4:29.580	1:27.716	86.187
4	5:56.794	1:27.214	86.683
5	7:23.979	1:27.185	86.712
6	8:52.112	1:28.133	85.779
7	10:20.515	1:28.403	85.517
8	11:48.661	1:28.146	85.767
9	13:17.742	1:29.081	84.867
10	14:46.360	1:28.618	85.310

#### **9** 86 Derek McGEE

Total Time **14:47.384** Avg Speed **85.194** Behind **39.655**  
Best Time **1:26.994** Best Speed **86.903** On **8** Gp **c**

Lap	Elapsed Time	Lap Time	Lap Speed
1	1:35.763	1:35.763	78.945
2	3:04.847	1:29.084	84.864
3	4:32.992	1:28.145	85.768
4	6:01.001	1:28.009	85.900
5	7:29.006	1:28.005	85.904
6	8:57.012	1:28.006	85.903
7	10:24.462	1:27.450	86.449
8	11:51.456	1:26.994	86.903
9	13:18.754	1:27.298	86.600
10	14:47.384	1:28.630	85.298

### Race Classification

#### **10** 65 Michael SWEENEY

Total Time **14:48.975** Avg Speed **85.042** Behind **41.246**  
Best Time **1:27.812** Best Speed **86.093** On **4** Gp **b**

Lap	Elapsed Time	Lap Time	Lap Speed
1	1:34.072	1:34.072	80.364
2	3:02.342	1:28.270	85.646
3	4:31.152	1:28.810	85.126
4	5:58.964	1:27.812	86.093
5	7:27.132	1:28.168	85.745
6	8:55.176	1:28.044	85.866
7	10:23.737	1:28.561	85.365
8	11:51.860	1:28.123	85.789
9	13:20.486	1:28.626	85.302
10	14:48.975	1:28.489	85.434

#### **11** 71 Davy MORGAN

Total Time **14:50.364** Avg Speed **84.909** Behind **42.635**  
Best Time **1:27.165** Best Speed **86.732** On **3** Gp **a**

Lap	Elapsed Time	Lap Time	Lap Speed
1	1:33.883	1:33.883	80.526
2	3:03.643	1:29.760	84.225
3	4:30.808	1:27.165	86.732
4	5:58.318	1:27.510	86.390
5	7:29.910	1:31.592	82.540
6	8:58.371	1:28.461	85.461
7	10:25.853	1:27.482	86.418
8	11:54.265	1:28.412	85.509
9	13:22.018	1:27.753	86.151
10	14:50.364	1:28.346	85.573

#### **12** 25 Ivan SHANLEY

Total Time **14:58.556** Avg Speed **84.135** Behind **50.827**  
Best Time **1:28.215** Best Speed **85.700** On **9** Gp **c**

Lap	Elapsed Time	Lap Time	Lap Speed
1	1:35.428	1:35.428	79.222
2	3:05.343	1:29.915	84.079
3	4:35.479	1:30.136	83.873
4	6:04.417	1:28.938	85.003
5	7:33.432	1:29.015	84.930
6	9:02.659	1:29.227	84.728
7	10:31.669	1:29.010	84.934
8	12:00.240	1:28.571	85.355
9	13:28.455	1:28.215	85.700
10	14:58.556	1:30.101	83.906



MCUI Ulster  
Centre Timing  
powered by  
e-Laps timing software

[www.elaps-timing.com](http://www.elaps-timing.com)




# KDM Hire Cookstown 100

## SUPERBIKE

### Race 14 - KDM Hire Cookstown 100 A

Saturday, 27 April 2013

## DETAILED RESULT



### Race Classification

#### **13** 93 Paul CRANSTON

Total Time **15:07.283** Avg Speed **83.326** Behind **59.554**  
Best Time **1:29.391** Best Speed **84.572** On **9** Gp **b**

Lap	Elapsed Time	Lap Time	Lap Speed
1	1:37.215	1:37.215	77.766
2	3:07.745	1:30.530	83.508
3	4:37.611	1:29.866	84.125
4	6:07.459	1:29.848	84.142
5	7:37.580	1:30.121	83.887
6	9:07.549	1:29.969	84.029
7	10:37.789	1:30.240	83.777
8	12:08.312	1:30.523	83.515
9	13:37.703	1:29.391	84.572
10	15:07.283	1:29.580	84.394

#### **14** 21 Alan CONNOR

Total Time **13:43.831** Avg Speed **82.590** Behind **1 Lap**  
Best Time **1:30.289** Best Speed **83.731** On **8** Gp **c**

Lap	Elapsed Time	Lap Time	Lap Speed
1	1:37.819	1:37.819	77.286
2	3:09.765	1:31.946	82.222
3	4:40.487	1:30.722	83.331
4	6:10.937	1:30.450	83.582
5	7:41.938	1:31.001	83.076
6	9:12.456	1:30.518	83.519
7	10:42.826	1:30.370	83.656
8	12:13.115	1:30.289	83.731
9	13:43.831	1:30.716	83.337

### Not Classified

#### **DNF** 9 Wayne KIRWAN

Total Time **13:18.943** Avg Speed **85.163** Behind **1 Lap**  
Best Time **1:26.910** Best Speed **86.987** On **9** Gp **c**

Lap	Elapsed Time	Lap Time	Lap Speed
1	1:33.751	1:33.751	80.639
2	3:05.922	1:32.171	82.021
3	4:34.552	1:28.630	85.298
4	6:02.108	1:27.556	86.345
5	7:29.135	1:27.027	86.870
6	8:57.439	1:28.304	85.613
7	10:25.046	1:27.607	86.294
8	11:52.033	1:26.987	86.910
9	13:18.943	1:26.910	86.987

### Not Classified

#### **DNF** 64 Stephen McKNIGHT

Total Time **10:55.714** Avg Speed **80.706** Behind **3 Laps**  
Best Time **1:30.322** Best Speed **83.701** On **5** Gp **c**

Lap	Elapsed Time	Lap Time	Lap Speed
1	1:43.847	1:43.847	72.799
2	3:16.599	1:32.752	81.508
3	4:47.053	1:30.454	83.578
4	6:18.297	1:31.244	82.855
5	7:48.619	1:30.322	83.701
6	9:18.995	1:30.376	83.651
7	10:55.714	1:36.719	78.165

#### **DNF** 122 Alan BONNER

Total Time **7:29.912** Avg Speed **84.016** Behind **5 Laps**  
Best Time **1:27.420** Best Speed **86.479** On **3** Gp **b**

Lap	Elapsed Time	Lap Time	Lap Speed
1	1:35.114	1:35.114	79.484
2	3:03.309	1:28.195	85.719
3	4:30.729	1:27.420	86.479
4	5:58.612	1:27.883	86.023
5	7:29.912	1:31.300	82.804

#### **DNF** 16 Stephen THOMPSON

Total Time **6:32.172** Avg Speed **77.109** Behind **6 Laps**  
Best Time **1:29.963** Best Speed **84.035** On **2** Gp **b**


Lap	Elapsed Time	Lap Time	Lap Speed
1	1:35.664	1:35.664	79.027
2	3:05.627	1:29.963	84.035
3	4:56.688	1:51.061	68.071
4	6:32.172	1:35.484	79.176

# KDM Hire Cookstown 100

## SUPERBIKE

### Race 14 - KDM Hire Cookstown 100 A

## LAP CHART

**1**

No	Name	G	Elapsed Time	Lap Time
7	Guy MARTIN	a	1:31.731	1:31.731
36	Michael PEARSON	a	1:31.981	1:31.981
3	Michael DUNLOP	a	1:32.315	1:32.315
5	Dean HARRISON	b	1:32.977	1:32.977
82	Derek SHEILS	a	1:32.990	1:32.990
111	Brian McCORMACK	b	1:33.728	1:33.728
9	Wayne KIRWAN	c	1:33.751	1:33.751
71	Davy MORGAN	a	1:33.883	1:33.883
44	Jamie HAMILTON	a	1:34.006	1:34.006
65	Michael SWEENEY	b	1:34.072	1:34.072
122	Alan BONNER	b	1:35.114	1:35.114
25	Ivan SHANLEY	c	1:35.428	1:35.428
16	Stephen THOMPSON	b	1:35.664	1:35.664
86	Derek McGEE	c	1:35.763	1:35.763
31	Shaun ANDERSON	b	1:36.164	1:36.164
93	Paul CRANSTON	b	1:37.215	1:37.215
21	Alan CONNOR	c	1:37.819	1:37.819
64	Stephen McKNIGHT	c	1:43.847	1:43.847

**2**

No	Name	G	Elapsed Time	Lap Time
7	Guy MARTIN	a	2:57.893	1:26.162
36	Michael PEARSON	a	2:58.212	1:26.231
3	Michael DUNLOP	a	2:58.767	1:26.452
82	Derek SHEILS	a	2:59.056	1:26.066
44	Jamie HAMILTON	a	3:00.987	1:26.981
5	Dean HARRISON	b	3:01.309	1:28.332
111	Brian McCORMACK	b	3:01.864	1:28.136
65	Michael SWEENEY	b	3:02.342	1:28.270
122	Alan BONNER	b	3:03.309	1:28.195
71	Davy MORGAN	a	3:03.643	1:29.760
31	Shaun ANDERSON	b	3:04.538	1:28.374
86	Derek McGEE	c	3:04.847	1:29.084
25	Ivan SHANLEY	c	3:05.343	1:29.915
16	Stephen THOMPSON	b	3:05.627	1:29.963
9	Wayne KIRWAN	c	3:05.922	1:32.171
93	Paul CRANSTON	b	3:07.745	1:30.530
21	Alan CONNOR	c	3:09.765	1:31.946
64	Stephen McKNIGHT	c	3:16.599	1:32.752

**3**

No	Name	G	Elapsed Time	Lap Time
36	Michael PEARSON	a	4:23.949	1:25.737
7	Guy MARTIN	a	4:24.186	1:26.293
3	Michael DUNLOP	a	4:24.374	1:25.607
82	Derek SHEILS	a	4:24.585	1:25.529
44	Jamie HAMILTON	a	4:26.873	1:25.886
111	Brian McCORMACK	b	4:29.580	1:27.716
5	Dean HARRISON	b	4:30.127	1:28.818
122	Alan BONNER	b	4:30.729	1:27.420
71	Davy MORGAN	a	4:30.808	1:27.165
65	Michael SWEENEY	b	4:31.152	1:28.810
31	Shaun ANDERSON	b	4:32.647	1:28.109
86	Derek McGEE	c	4:32.992	1:28.145
9	Wayne KIRWAN	c	4:34.552	1:28.630
25	Ivan SHANLEY	c	4:35.479	1:30.136
93	Paul CRANSTON	b	4:37.611	1:29.866
21	Alan CONNOR	c	4:40.487	1:30.722
64	Stephen McKNIGHT	c	4:47.053	1:30.454
16	Stephen THOMPSON	b	4:56.688	1:51.061

**4**

No	Name	G	Elapsed Time	Lap Time
7	Guy MARTIN	a	5:49.080	1:24.894
36	Michael PEARSON	a	5:49.553	1:25.604
3	Michael DUNLOP	a	5:49.759	1:25.385
82	Derek SHEILS	a	5:49.988	1:25.403
44	Jamie HAMILTON	a	5:51.764	1:24.891
111	Brian McCORMACK	b	5:56.794	1:27.214
5	Dean HARRISON	b	5:57.757	1:27.630
71	Davy MORGAN	a	5:58.318	1:27.510
122	Alan BONNER	b	5:58.612	1:27.883
65	Michael SWEENEY	b	5:58.964	1:27.812
31	Shaun ANDERSON	b	5:59.862	1:27.215
86	Derek McGEE	c	6:01.001	1:28.009
9	Wayne KIRWAN	c	6:02.108	1:27.556
25	Ivan SHANLEY	c	6:04.417	1:28.938
93	Paul CRANSTON	b	6:07.459	1:29.848
21	Alan CONNOR	c	6:10.937	1:30.450
64	Stephen McKNIGHT	c	6:18.297	1:31.244
16	Stephen THOMPSON	b	6:32.172	1:35.484

**5**

No	Name	G	Elapsed Time	Lap Time
7	Guy MARTIN	a	7:12.428	1:23.348
3	Michael DUNLOP	a	7:12.873	1:23.114
36	Michael PEARSON	a	7:15.346	1:25.793
82	Derek SHEILS	a	7:15.467	1:25.479
44	Jamie HAMILTON	a	7:17.493	1:25.729
111	Brian McCORMACK	b	7:23.979	1:27.185
5	Dean HARRISON	b	7:24.606	1:26.849
65	Michael SWEENEY	b	7:27.132	1:28.168
31	Shaun ANDERSON	b	7:28.938	1:29.076
86	Derek McGEE	c	7:29.006	1:28.005
9	Wayne KIRWAN	c	7:29.135	1:27.027
71	Davy MORGAN	a	7:29.910	1:31.592
122	Alan BONNER	b	7:29.912	1:31.300
25	Ivan SHANLEY	c	7:33.432	1:29.015
93	Paul CRANSTON	b	7:37.580	1:30.121
21	Alan CONNOR	c	7:41.938	1:31.001
64	Stephen McKNIGHT	c	7:48.619	1:30.322

**6**

No	Name	G	Elapsed Time	Lap Time
7	Guy MARTIN	a	8:35.866	1:23.438
3	Michael DUNLOP	a	8:36.093	1:23.220
82	Derek SHEILS	a	8:39.346	1:23.879
36	Michael PEARSON	a	8:40.944	1:25.598
44	Jamie HAMILTON	a	8:43.547	1:26.054
111	Brian McCORMACK	b	8:52.112	1:28.133
5	Dean HARRISON	b	8:52.904	1:28.298
65	Michael SWEENEY	b	8:55.176	1:28.044
31	Shaun ANDERSON	b	8:55.932	1:26.994
86	Derek McGEE	c	8:57.012	1:28.006
9	Wayne KIRWAN	c	8:57.439	1:28.304
71	Davy MORGAN	a	8:58.371	1:28.461
25	Ivan SHANLEY	c	9:02.659	1:29.227
93	Paul CRANSTON	b	9:07.549	1:29.969
21	Alan CONNOR	c	9:12.456	1:30.518
64	Stephen McKNIGHT	c	9:18.995	1:30.376




# KDM Hire Cookstown 100

## SUPERBIKE

### Race 14 - KDM Hire Cookstown 100 A

## LAP CHART

**7**

No	Name	G	Elapsed Time	Lap Time
3	Michael DUNLOP	a	9:58.909	1:22.816
7	Guy MARTIN	a	10:00.016	1:24.150
82	Derek SHEILS	a	10:03.473	1:24.127
36	Michael PEARSON	a	10:06.043	1:25.099
44	Jamie HAMILTON	a	10:09.965	1:26.418
111	Brian McCORMACK	b	10:20.515	1:28.403
5	Dean HARRISON	b	10:20.641	1:27.737
31	Shaun ANDERSON	b	10:23.082	1:27.150
65	Michael SWEENEY	b	10:23.737	1:28.561
86	Derek McGEE	c	10:24.462	1:27.450
9	Wayne KIRWAN	c	10:25.046	1:27.607
71	Davy MORGAN	a	10:25.853	1:27.482
25	Ivan SHANLEY	c	10:31.669	1:29.010
93	Paul CRANSTON	b	10:37.789	1:30.240
21	Alan CONNOR	c	10:42.826	1:30.370
64	Stephen McKNIGHT	c	10:55.714	1:36.719

**8**

No	Name	G	Elapsed Time	Lap Time
3	Michael DUNLOP	a	11:21.550	1:22.641
7	Guy MARTIN	a	11:23.044	1:23.028
82	Derek SHEILS	a	11:27.078	1:23.605
36	Michael PEARSON	a	11:31.418	1:25.375
44	Jamie HAMILTON	a	11:36.001	1:26.036
111	Brian McCORMACK	b	11:48.661	1:28.146
5	Dean HARRISON	b	11:48.792	1:28.151
31	Shaun ANDERSON	b	11:49.925	1:26.843
86	Derek McGEE	c	11:51.456	1:26.994
65	Michael SWEENEY	b	11:51.860	1:28.123
9	Wayne KIRWAN	c	11:52.033	1:26.987
71	Davy MORGAN	a	11:54.265	1:28.412
25	Ivan SHANLEY	c	12:00.240	1:28.571
93	Paul CRANSTON	b	12:08.312	1:30.523
21	Alan CONNOR	c	12:13.115	1:30.289

**9**

No	Name	G	Elapsed Time	Lap Time
3	Michael DUNLOP	a	12:44.448	1:22.898
7	Guy MARTIN	a	12:46.431	1:23.387
82	Derek SHEILS	a	12:50.941	1:23.863
36	Michael PEARSON	a	12:58.060	1:26.642
44	Jamie HAMILTON	a	13:02.240	1:26.239
5	Dean HARRISON	b	13:15.331	1:26.539
31	Shaun ANDERSON	b	13:17.226	1:27.301
111	Brian McCORMACK	b	13:17.742	1:29.081
86	Derek McGEE	c	13:18.754	1:27.298
9	Wayne KIRWAN	c	13:18.943	1:26.910
65	Michael SWEENEY	b	13:20.486	1:28.626
71	Davy MORGAN	a	13:22.018	1:27.753
25	Ivan SHANLEY	c	13:28.455	1:28.215
93	Paul CRANSTON	b	13:37.703	1:29.391
21	Alan CONNOR	c	13:43.831	1:30.716

**10**

No	Name	G	Elapsed Time	Lap Time
3	Michael DUNLOP	a	14:07.729	1:23.281
7	Guy MARTIN	a	14:10.232	1:23.801
82	Derek SHEILS	a	14:14.592	1:23.651
36	Michael PEARSON	a	14:24.128	1:26.068
44	Jamie HAMILTON	a	14:28.653	1:26.413
5	Dean HARRISON	b	14:42.538	1:27.207
31	Shaun ANDERSON	b	14:44.650	1:27.424
111	Brian McCORMACK	b	14:46.360	1:28.618
86	Derek McGEE	c	14:47.384	1:28.630
65	Michael SWEENEY	b	14:48.975	1:28.489
71	Davy MORGAN	a	14:50.364	1:28.346
25	Ivan SHANLEY	c	14:58.556	1:30.101
93	Paul CRANSTON	b	15:07.283	1:29.580

**IRISH ROAD RACE SUPERBIKE**

2013

					#1	
Pos	No.	Name	Total	Diff	Gap	R1
1	3	Michael DUNLOP	25	0	0	25
2	7	Guy MARTIN	20	5	5	20
3	82	Derek SHEILS	16	9	4	16
4	36	Michael PEARSON	13	12	3	13
5	44	Jamie HAMILTON	11	14	2	11
6	5	Dean HARRISON	10	15	1	10
7	31	Shaun ANDERSON	9	16	1	9
8	111	Brian McCORMACK	8	17	1	8
9	86	Derek McGEE	7	18	1	7
10	65	Michael SWEENEY	6	19	1	6
11	71	Davy MORGAN	5	20	1	5
12	25	Ivan SHANLEY	4	21	1	4
13	93	Paul CRANSTON	3	22	1	3
14	21	Alan CONNOR	2	23	1	2

**Event Legend**

#1 26/04/2013 KDM HIRE COOKSTOWN 100

**ULSTER ROAD RACE SUPERBIKE**

2013

					#1	
Pos	No.	Name	Total	Diff	Gap	R1
1	3	Michael DUNLOP	25	0	0	25
2	7	Guy MARTIN	20	5	5	20
3	82	Derek SHEILS	16	9	4	16
4	36	Michael PEARSON	13	12	3	13
5	44	Jamie HAMILTON	11	14	2	11
6	5	Dean HARRISON	10	15	1	10
7	31	Shaun ANDERSON	9	16	1	9
8	111	Brian McCORMACK	8	17	1	8
9	86	Derek McGEE	7	18	1	7
10	65	Michael SWEENEY	6	19	1	6
11	71	Davy MORGAN	5	20	1	5
12	25	Ivan SHANLEY	4	21	1	4
13	93	Paul CRANSTON	3	22	1	3
14	21	Alan CONNOR	2	23	1	2

**Event Legend**

---

#1    26/04/2013    KDM HIRE COOKSTOWN 100