




COOKSTOWN 100

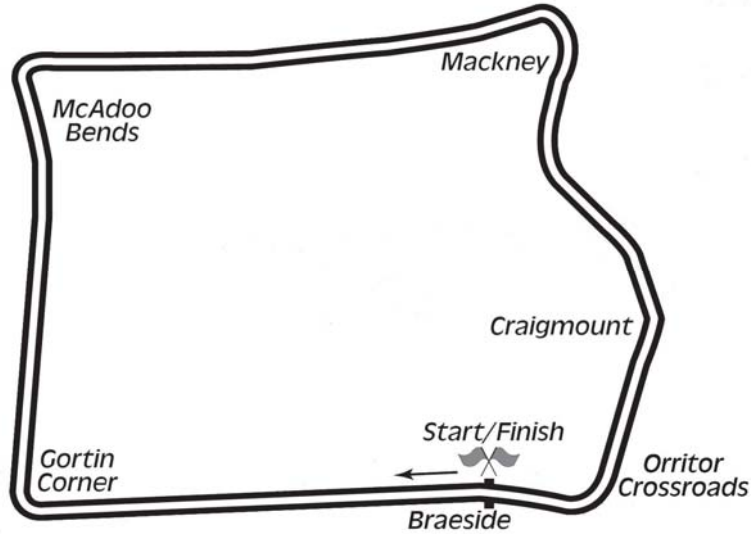
Friday 26th & Saturday 27th April 2013

promoted by Cookstown & District MCC
www.cookstown100.com

TYRE SAFETY CENTRE
CLASSIC 500cc / 1000cc



Orritor Circuit 2.1 miles



LAP RECORDS

Class	Rider	Machine	m	s	mph	Year
125cc	William Dunlop	Honda	1	34.755	79.785	2010
Moto 3	Barry Davidson	Honda 250	1	39.075	76.306	2012
Moto 450	Ryan Farquhar	Kawasaki	1	35.432	79.219	2012
250cc	William Dunlop	Honda	1	29.658	84.320	2009
Supersport 400	Ryan Farquhar	Kawasaki	1	36.97	77.962	2003
Supertwins	Ryan Farquhar	Kawasaki 650	1	30.636	83.411	2012
Supersport	Michael Dunlop	Yamaha	1	24.783	89.169	2011
Superbike	Guy Martin	Suzuki	1	23.139	90.932	2011
Senior Support	Gary Robinson	Yamaha 600	1	29.956	84.041	2007
Junior Support	Ciaran Donnelly	Honda 250	1	35.932	78.806	2011
Classic 1000cc	Wattie Brown	Norton 920	1	40.273	75.394	2006
Classic 500cc	Neill McWhirter	Norton	1	41.491	74.489	2010
Classic 350cc	Paul Coward	Honda	1	43.421	73.099	2004
Classic 250cc	Geoff McMullan	Suzuki	1	47.294	70.461	2006

MOST WINS at COOKSTOWN 100

Ryan Farquhar	26	1996 - 12
Ray McCullough	14	1967 - 79
Joey Dunlop	11	1977 - 98
Robert Dunlop	11	1985 - 08
Phillip McCallen	10	1987 - 96
Courtney Junk	8	1974 - 83
Mervyn Elwood	8	1987 - 97
William Dunlop	8	2006 - 12
Noel Hudson	7	1975 - 95
Bill Swallow	7	1987 - 00
Darran Lindsay	7	2000 - 05

ALL TIME IRISH ROAD RACE WINNERS (after Killalane Road Race 2012)

Most Wins at All Irish Road Race Meetings

1.	Ryan Farquhar	199	1995-12
2.	Joey Dunlop	156	1971-00
3.	Robert Dunlop	135	1980-08
4.	Ray McCullough	109	1960-82
	Phillip McCallen	109	1987-99
6.	William Dunlop	81	2005-12
7.	Brian Reid	78	1980-94
8.	Darran Lindsay	75	1999-06
9.	Michael Dunlop	67	2006-12
10.	James Courtney	66	1992-99

KDM Hire Cookstown 100


CLASSIC 500cc/1000cc
Senior Classic Qualifying
Friday, 26 April 2013



Pos	Class	No	Name	Machine / Sponsor	----- Best Lap -----			Laps
					Time	Behind	Speed	
Qualifying Classification								
1	C1000	101	Robert McCRUM	Norton Weslake 950 - ATH	1:51.604		67.740	5
2	C1000	11	John SCOTT	R North Triumph 930	1:54.753	3.149	65.881	5
3	C500	2	Freddie STEWART	Honda 500	1:56.154	4.550	65.086	5
4	C500	8	Allan BREW	Seeley G50 496 - Mike & Dawn Jacobs	1:57.565	5.961	64.305	5
5	C500	4	Billy LYLE	Drixton Honda 500 - Cairnduff	1:58.104	6.500	64.011	5
6	C500	23	Liam CROTTY	Norton Dominator 500	2:03.291	11.687	61.318	5
7	C1000	12	Richard FORD	Norton 750 - Bob Jackson Racing	2:03.568	11.964	61.181	5
8	C500	20	Gary HUTTON	Seeley Honda 500	2:10.259	18.655	58.038	5
9	C500	5	Gary JAMISON	Honda 500	2:25.748	34.144	51.870	4
10	C500	143	Terence ANDERTON	Seeley G50 499	2:34.311	42.707	48.992	3
11	C500	34	Trevor STEWART	Honda 360 - Stewart Racing	4:47.207	2:55.603	26.322	1

Provisional result to be confirmed by the Stewards of the Meeting subject to completion of technical inspections & the time limit for protests

Page 1 / 1

Circuit	Orritor	Signed		Organising Club	Cookstown & District MCC
Length(miles)	2.1000		Chief Timekeeper	Qualifying Started	17:13
Weather	Cloudy	Issued At:	17:27		
Track	Damp				

KDM Hire Cookstown 100

CLASSIC 500cc/1000cc
Senior Classic Qualifying
Friday, 26 April 2013
DETAILED RESULT



Qualifying Classification

Position

1 101 Robert McCRUM

Behind

Best Time **1:51.604** Best Speed **67.740** On **5** Gp **a**

Lap	Elapsed Time	Lap Time	Lap Speed
1	3:18.596	3:18.596	38.067
2	5:24.118	2:05.522	60.228
3	7:18.799	1:54.681	65.922
4	9:17.732	1:58.933	63.565
5	11:09.336	1:51.604	67.740

2 11 John SCOTT

Behind **3.149**

Best Time **1:54.753** Best Speed **65.881** On **5** Gp **a**

Lap	Elapsed Time	Lap Time	Lap Speed
1	2:45.189	2:45.189	45.766
2	4:48.773	2:03.584	61.173
3	6:47.688	1:58.915	63.575
4	8:45.535	1:57.847	64.151
5	10:40.288	1:54.753	65.881
6	12:35.293	1:55.005	65.736

3 2 Freddie STEWART

Behind **4.550**

Best Time **1:56.154** Best Speed **65.086** On **5** Gp **a**

Lap	Elapsed Time	Lap Time	Lap Speed
1	3:03.394	3:03.394	41.223
2	5:13.538	2:10.144	58.090
3	7:17.446	2:03.908	61.013
4	9:17.092	1:59.646	63.186
5	11:13.246	1:56.154	65.086

4 8 Allan BREW

Behind **5.961**

Best Time **1:57.565** Best Speed **64.305** On **5** Gp **a**

Lap	Elapsed Time	Lap Time	Lap Speed
1	2:43.967	2:43.967	46.107
2	4:47.785	2:03.818	61.057
3	6:46.733	1:58.948	63.557
4	8:44.747	1:58.014	64.060
5	10:42.312	1:57.565	64.305

Qualifying Classification

Position

5 4 Billy LYLE

Behind **6.500**

Best Time **1:58.104** Best Speed **64.011** On **5** Gp **a**

Lap	Elapsed Time	Lap Time	Lap Speed
1	3:04.017	3:04.017	41.083
2	5:14.896	2:10.879	57.763
3	7:18.747	2:03.851	61.041
4	9:20.761	2:02.014	61.960
5	11:18.865	1:58.104	64.011

6 23 Liam CROTTY

Behind **11.687**

Best Time **2:03.291** Best Speed **61.318** On **5** Gp **a**

Lap	Elapsed Time	Lap Time	Lap Speed
1	3:13.515	3:13.515	39.067
2	5:27.580	2:14.065	56.391
3	7:38.574	2:10.994	57.713
4	9:45.519	2:06.945	59.553
5	11:48.810	2:03.291	61.318

7 12 Richard FORD

Behind **11.964**

Best Time **2:03.568** Best Speed **61.181** On **5** Gp **a**

Lap	Elapsed Time	Lap Time	Lap Speed
1	3:03.246	3:03.246	41.256
2	5:22.558	2:19.312	54.267
3	7:34.325	2:11.767	57.374
4	9:41.273	2:06.948	59.552
5	11:44.841	2:03.568	61.181

8 20 Gary HUTTON

Behind **18.655**

Best Time **2:10.259** Best Speed **58.038** On **5** Gp **a**

Lap	Elapsed Time	Lap Time	Lap Speed
1	3:19.858	3:19.858	37.827
2	5:42.111	2:22.253	53.145
3	7:59.771	2:17.660	54.918
4	10:14.138	2:14.367	56.264
5	12:24.397	2:10.259	58.038

KDM Hire Cookstown 100

CLASSIC 500cc/1000cc
Senior Classic Qualifying
Friday, 26 April 2013
DETAILED RESULT



Qualifying Classification

Position

9 5 Gary JAMISON

Behind 34.144

Best Time 2:25.748 Best Speed 51.870 On 4 Gp a

Lap	Elapsed Time	Lap Time	Lap Speed
1	3:43.553	3:43.553	33.817
2	6:14.806	2:31.253	49.982
3	9:20.493	3:05.687	40.714
4	11:46.241	2:25.748	51.870

10 143 Terence ANDERTON

Behind 42.707

Best Time 2:34.311 Best Speed 48.992 On 3 Gp a

Lap	Elapsed Time	Lap Time	Lap Speed
1	3:18.324	3:18.324	38.119
2	5:55.921	2:37.597	47.970
3	8:30.232	2:34.311	48.992
4	11:05.632	2:35.400	48.649

11 34 Trevor STEWART

Behind 2:55.603

Best Time 4:47.207 Best Speed 26.322 On 1 Gp a

Lap	Elapsed Time	Lap Time	Lap Speed
1	4:47.207	4:47.207	26.322

KDM HIRE COOKSTOWN 100

CLASSIC 500cc / 1000cc

Orritor 2.100 Miles


R12: Tyre Safety Centre Classic 500cc/1000cc

27/04/2013 14:40

Race (7 Laps)

RACE 12 - SENIOR CLASSIC

5	34 13	5 11	143 12	B
4	20 16			
3	12 7	8 4	9 23	
2	8 4	5 11	6 2	A
1	101 POLE POSITION 1	2	3	



KDM Hire Cookstown 100

CLASSIC 500cc/1000cc

Race 15 - Tyre Safety Centre Senior Classic


Saturday, 27 April 2013



Pos	Class	No	Name	Machine / Sponsor	Gp	Laps	Total Time	Behind	Speed	-----Best Lap-----		
										Time	Speed	On
Race Classification												
1	C1000	101	Robert McCRUM	Norton Weslake 950 - ATH	a	5	8:36.926		73.125	1:41.599	74.410	3
2	C1000	11	John SCOTT	R North Triumph 930	a	5	8:53.969	17.043	70.791	1:45.049	71.966	5
3	C500	8	Allan BREW	Seeley G50 496 - Mike & Dawn Jacobs	a	5	8:54.357	17.431	70.739	1:45.219	71.850	5
4	C500	2	Freddie STEWART	Honda 500	a	5	9:01.209	24.283	69.844	1:47.392	70.396	2
5	C1000	12	Richard FORD	Norton 750 - Bob Jackson Racing	a	5	9:11.401	34.475	68.553	1:48.210	69.864	2
6	C500	5	Gary JAMISON	Honda 500	b	5	9:17.376	40.450	67.818	1:49.541	69.015	3
Fastest Lap												
	C1000	101	Robert McCRUM	Norton Weslake 950 - ATH	a					1:41.599	74.410	3
Not Classified												
DNF	C500	20	Gary HUTTON	Seeley Honda 500	b	3	5:53.801	2 Laps	64.104	1:55.041	65.716	2

Provisional result to be confirmed by the Stewards of the Meeting subject to completion of technical inspections & the time limit for protests

Page 1 / 1

Circuit	Orritor	Signed		Organising Club	Cookstown & District MCC
Length(miles)	2.1000		Chief Timekeeper	Race Started	17:00
Weather	Sunny	Issued At:	17:10	Gp Time Diff - b	11.66
Track	Dry				

KDM Hire Cookstown 100

CLASSIC 500cc/1000cc

Race 15 - Tyre Safety Centre Senior Classic

Saturday, 27 April 2013

DETAILED RESULT



Race Classification

1 101 Robert McCRUM

Total Time **8:36.926** Avg Speed **73.125** Behind
Best Time **1:41.599** Best Speed **74.410** On **3** Gp **a**

Lap	Elapsed Time	Lap Time	Lap Speed
1	1:46.824	1:46.824	70.771
2	3:28.783	1:41.959	74.147
3	5:10.382	1:41.599	74.410
4	6:53.117	1:42.735	73.587
5	8:36.926	1:43.809	72.826

2 11 John SCOTT

Total Time **8:53.969** Avg Speed **70.791** Behind **17.043**
Best Time **1:45.049** Best Speed **71.966** On **5** Gp **a**

Lap	Elapsed Time	Lap Time	Lap Speed
1	1:49.651	1:49.651	68.946
2	3:36.042	1:46.391	71.059
3	5:23.314	1:47.272	70.475
4	7:08.920	1:45.606	71.587
5	8:53.969	1:45.049	71.966

3 8 Allan BREW

Total Time **8:54.357** Avg Speed **70.739** Behind **17.431**
Best Time **1:45.219** Best Speed **71.850** On **5** Gp **a**

Lap	Elapsed Time	Lap Time	Lap Speed
1	1:52.812	1:52.812	67.014
2	3:38.097	1:45.285	71.805
3	5:23.532	1:45.435	71.703
4	7:09.138	1:45.606	71.587
5	8:54.357	1:45.219	71.850

4 2 Freddie STEWART

Total Time **9:01.209** Avg Speed **69.844** Behind **24.283**
Best Time **1:47.392** Best Speed **70.396** On **2** Gp **a**

Lap	Elapsed Time	Lap Time	Lap Speed
1	1:50.121	1:50.121	68.652
2	3:37.513	1:47.392	70.396
3	5:25.925	1:48.412	69.734
4	7:13.377	1:47.452	70.357
5	9:01.209	1:47.832	70.109

Race Classification

5 12 Richard FORD

Total Time **9:11.401** Avg Speed **68.553** Behind **34.475**
Best Time **1:48.210** Best Speed **69.864** On **2** Gp **a**

Lap	Elapsed Time	Lap Time	Lap Speed
1	1:55.699	1:55.699	65.342
2	3:43.909	1:48.210	69.864
3	5:32.290	1:48.381	69.754
4	7:21.572	1:49.282	69.179
5	9:11.401	1:49.829	68.834

6 5 Gary JAMISON

Total Time **9:17.376** Avg Speed **67.818** Behind **40.450**
Best Time **1:49.541** Best Speed **69.015** On **3** Gp **b**

Lap	Elapsed Time	Lap Time	Lap Speed
1	1:53.456	1:53.456	66.634
2	3:43.858	1:50.402	68.477
3	5:33.399	1:49.541	69.015
4	7:24.307	1:50.908	68.165
5	9:17.376	1:53.069	66.862

Not Classified

DNF 20 Gary HUTTON

Total Time **5:53.801** Avg Speed **64.104** Behind **2 Laps**
Best Time **1:55.041** Best Speed **65.716** On **2** Gp **b**

Lap	Elapsed Time	Lap Time	Lap Speed
1	2:00.684	2:00.684	62.643
2	3:55.725	1:55.041	65.716
3	5:53.801	1:58.076	64.027



MCUI Ulster
Centre Timing
powered by
e-Laps timing software

www.elaps-timing.com




KDM Hire Cookstown 100

CLASSIC 500cc/1000cc

Race 15 - Tyre Safety Centre Senior Classic

LAP CHART



1

No	Name	G	Elapsed Time	Lap Time
101	Robert McCRUM	a	1:46.824	1:46.824
11	John SCOTT	a	1:49.651	1:49.651
2	Freddie STEWART	a	1:50.121	1:50.121
8	Allan BREW	a	1:52.812	1:52.812
5	Gary JAMISON	b	1:53.456	1:53.456
12	Richard FORD	a	1:55.699	1:55.699
20	Gary HUTTON	b	2:00.684	2:00.684

2

No	Name	G	Elapsed Time	Lap Time
101	Robert McCRUM	a	3:28.783	1:41.959
11	John SCOTT	a	3:36.042	1:46.391
2	Freddie STEWART	a	3:37.513	1:47.392
8	Allan BREW	a	3:38.097	1:45.285
5	Gary JAMISON	b	3:43.858	1:50.402
12	Richard FORD	a	3:43.909	1:48.210
20	Gary HUTTON	b	3:55.725	1:55.041

3

No	Name	G	Elapsed Time	Lap Time
101	Robert McCRUM	a	5:10.382	1:41.599
11	John SCOTT	a	5:23.314	1:47.272
8	Allan BREW	a	5:23.532	1:45.435
2	Freddie STEWART	a	5:25.925	1:48.412
12	Richard FORD	a	5:32.290	1:48.381
5	Gary JAMISON	b	5:33.399	1:49.541
20	Gary HUTTON	b	5:53.801	1:58.076

4

No	Name	G	Elapsed Time	Lap Time
101	Robert McCRUM	a	6:53.117	1:42.735
11	John SCOTT	a	7:08.920	1:45.606
8	Allan BREW	a	7:09.138	1:45.606
2	Freddie STEWART	a	7:13.377	1:47.452
12	Richard FORD	a	7:21.572	1:49.282
5	Gary JAMISON	b	7:24.307	1:50.908

5

No	Name	G	Elapsed Time	Lap Time
101	Robert McCRUM	a	8:36.926	1:43.809
11	John SCOTT	a	8:53.969	1:45.049
8	Allan BREW	a	8:54.357	1:45.219
2	Freddie STEWART	a	9:01.209	1:47.832
12	Richard FORD	a	9:11.401	1:49.829
5	Gary JAMISON	b	9:17.376	1:53.069

IRISH ROAD RACE CLASSIC 1000cc

2013

					#1	
Pos	No.	Name	Total	Diff	Gap	R1
1	101	Robert McCRUM	25	0	0	25
2	11	John SCOTT	20	5	5	20
3	12	Richard FORD	16	9	4	16

Event Legend

#1 26/04/2013 KDM HIRE COOKSTOWN 100

IRISH ROAD RACE CLASSIC 500cc

2013

					#1	
Pos	No.	Name	Total	Diff	Gap	R1
1	8	Allan BREW	25	0	0	25
2	2	Freddie STEWART	20	5	5	20
3	5	Gary JAMISON	16	9	4	16

Event Legend

#1 26/04/2013 KDM HIRE COOKSTOWN 100

ULSTER ROAD RACE CLASSIC 1000cc

2013

					#1	
Pos	No.	Name	Total	Diff	Gap	R1
1	101	Robert McCRUM	25	0	0	25
2	11	John SCOTT	20	5	5	20
3	12	Richard FORD	16	9	4	16

Event Legend

#1 26/04/2013 KDM HIRE COOKSTOWN 100

ULSTER ROAD RACE CLASSIC 500cc

2013

					#1	
Pos	No.	Name	Total	Diff	Gap	R1
1	8	Allan BREW	25	0	0	25
2	2	Freddie STEWART	20	5	5	20
3	5	Gary JAMISON	16	9	4	16

Event Legend

#1 26/04/2013 KDM HIRE COOKSTOWN 100