




# COOKSTOWN 100

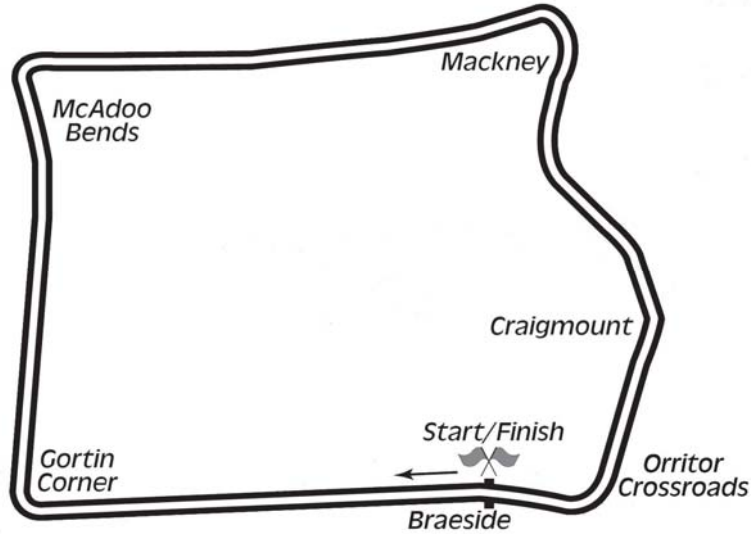
Friday 26<sup>th</sup> & Saturday 27<sup>th</sup> April 2013

promoted by Cookstown & District MCC  
[www.cookstown100.com](http://www.cookstown100.com)

THE BELFAST HOUSE, COOKSTOWN  
CLASSIC 250cc



# Orritor Circuit 2.1 miles



## LAP RECORDS

Class	Rider	Machine	m	s	mph	Year
125cc	William Dunlop	Honda	1	34.755	79.785	2010
Moto 3	Barry Davidson	Honda 250	1	39.075	76.306	2012
Moto 450	Ryan Farquhar	Kawasaki	1	35.432	79.219	2012
250cc	William Dunlop	Honda	1	29.658	84.320	2009
Supersport 400	Ryan Farquhar	Kawasaki	1	36.97	77.962	2003
Supertwins	Ryan Farquhar	Kawasaki 650	1	30.636	83.411	2012
Supersport	Michael Dunlop	Yamaha	1	24.783	89.169	2011
Superbike	Guy Martin	Suzuki	1	23.139	90.932	2011
Senior Support	Gary Robinson	Yamaha 600	1	29.956	84.041	2007
Junior Support	Ciaran Donnelly	Honda 250	1	35.932	78.806	2011
Classic 1000cc	Wattie Brown	Norton 920	1	40.273	75.394	2006
Classic 500cc	Neill McWhirter	Norton	1	41.491	74.489	2010
Classic 350cc	Paul Coward	Honda	1	43.421	73.099	2004
Classic 250cc	Geoff McMullan	Suzuki	1	47.294	70.461	2006

## MOST WINS at COOKSTOWN 100

Ryan Farquhar	26	1996 - 12
Ray McCullough	14	1967 - 79
Joey Dunlop	11	1977 - 98
Robert Dunlop	11	1985 - 08
Phillip McCallen	10	1987 - 96
Courtney Junk	8	1974 - 83
Mervyn Elwood	8	1987 - 97
William Dunlop	8	2006 - 12
Noel Hudson	7	1975 - 95
Bill Swallow	7	1987 - 00
Darran Lindsay	7	2000 - 05

## ALL TIME IRISH ROAD RACE WINNERS (after Killalane Road Race 2012)

### Most Wins at All Irish Road Race Meetings

1.	Ryan Farquhar	199	1995-12
2.	Joey Dunlop	156	1971-00
3.	Robert Dunlop	135	1980-08
4.	Ray McCullough	109	1960-82
	Phillip McCallen	109	1987-99
6.	William Dunlop	81	2005-12
7.	Brian Reid	78	1980-94
8.	Darran Lindsay	75	1999-06
9.	Michael Dunlop	67	2006-12
10.	James Courtney	66	1992-99

# KDM Hire Cookstown 100

## CLASSIC 250cc

### Classic 250cc Qualifying


Friday, 26 April 2013



Pos	Class	No	Name	Machine / Sponsor	----- Best Lap -----				Laps
					Time	Behind	Speed	On	
<b>Qualifying Classification</b>									
1	C250	76	Philip SHAW	Suzuki 250	1:57.649		64.259	5	8
2	C250	11	Peter WAKEFIELD	Suzuki 250 - Jeff Carbutts Racing	1:59.703	2.054	63.156	4	7
3	C250	27	Bryan ALLAN	Honda 250 - Dempster Racing	2:00.142	2.493	62.926	5	6
4	C250	14	Jeff WARD	Suzuki 250 - Jeff Carbutt Racing	2:00.397	2.748	62.792	5	7
5	C250	12	Richard FORD	Suzuki 247 - Bob Jackson Racing	2:00.582	2.933	62.696	4	4
6	C250	1	R J WOOLSEY	Suzuki 250	2:01.184	3.535	62.384	6	6
7	C250	35	Alan SMALLBONES	Ducati 250	2:06.725	9.076	59.657	6	6
8	C250	20	Gary HUTTON	Honda 198 - Dempster Racing	2:07.263	9.614	59.405	6	6
9	C250	30	Robert WRIGHT	Honda 250	2:24.653	27.004	52.263	4	6
10	C250	69	Allen GIBSON	Honda 250	2:34.834	37.185	48.826	4	5
11	C250	34	Trevor STEWART	Honda 250 - TJR Racing	2:47.887	50.238	45.030	4	4
12	C250	15	Dave BROUGH	Honda 250 - Stewart Racing	2:59.026	1:01.377	42.229	1	1

Provisional result to be confirmed by the Stewards of the Meeting subject to completion of technical inspections & the time limit for protests

Page 1 / 1

Circuit	<b>Orritor</b>	Signed		Organising Club	<b>Cookstown &amp; District MCC</b>
Length(miles)	<b>2.1000</b>		Chief Timekeeper	Qualifying Started	<b>15:26</b>
Weather	<b>Cloudy</b>	Issued At:	15:49		
Track	<b>Dry</b>				

# KDM Hire Cookstown 100

CLASSIC 250cc

Classic 250cc Qualifying

Friday, 26 April 2013

DETAILED RESULT



## Qualifying Classification

Position

**1** 76 Philip SHAW

Behind

Best Time **1:57.649** Best Speed **64.259** On **5** Gp **a**

Lap	Elapsed Time	Lap Time	Lap Speed
1	2:40.025	2:40.025	47.243
2	4:40.371	2:00.346	62.819
3	7:38.461	2:58.090	42.450
4	14:05.341	6:26.880	19.541
5	16:02.990	1:57.649	64.259
6	18:02.175	1:59.185	63.431
7	20:00.134	1:57.959	64.090
8	21:58.561	1:58.427	63.837

**2** 11 Peter WAKEFIELD

Behind **2.054**

Best Time **1:59.703** Best Speed **63.156** On **4** Gp **a**

Lap	Elapsed Time	Lap Time	Lap Speed
1	3:22.383	3:22.383	37.355
2	5:52.335	2:29.952	50.416
3	14:12.303	8:19.968	15.121
4	16:12.006	1:59.703	63.156
5	18:13.006	2:01.000	62.479
6	20:14.542	2:01.536	62.204
7	22:22.739	2:08.197	58.972

**3** 27 Bryan ALLAN

Behind **2.493**

Best Time **2:00.142** Best Speed **62.926** On **5** Gp **a**

Lap	Elapsed Time	Lap Time	Lap Speed
1	3:01.146	3:01.146	41.734
2	5:14.827	2:13.681	56.553
3	14:21.367	9:06.540	13.832
4	16:23.407	2:02.040	61.947
5	18:23.549	2:00.142	62.926
6	20:25.561	2:02.012	61.961

**4** 14 Jeff WARD

Behind **2.748**

Best Time **2:00.397** Best Speed **62.792** On **5** Gp **a**

Lap	Elapsed Time	Lap Time	Lap Speed
1	2:28.774	2:28.774	50.815
2	4:30.922	2:02.148	61.892
3	7:22.744	2:51.822	43.999
4	14:12.838	6:50.094	18.435
5	16:13.235	2:00.397	62.792
6	18:13.741	2:00.506	62.735
7	20:15.039	2:01.298	62.326

## Qualifying Classification

Position

**5** 12 Richard FORD

Behind **2.933**

Best Time **2:00.582** Best Speed **62.696** On **4** Gp **a**

Lap	Elapsed Time	Lap Time	Lap Speed
1	3:13.792	3:13.792	39.011
2	5:40.128	2:26.336	51.662
3	13:58.285	8:18.157	15.176
4	15:58.867	2:00.582	62.696

**6** 1 R J WOOLSEY

Behind **3.535**

Best Time **2:01.184** Best Speed **62.384** On **6** Gp **a**

Lap	Elapsed Time	Lap Time	Lap Speed
1	3:15.684	3:15.684	38.634
2	6:50.929	3:35.245	35.123
3	14:04.806	7:13.877	17.424
4	16:10.441	2:05.635	60.174
5	18:12.041	2:01.600	62.171
6	20:13.225	2:01.184	62.384

**7** 35 Alan SMALLBONES

Behind **9.076**

Best Time **2:06.725** Best Speed **59.657** On **6** Gp **a**

Lap	Elapsed Time	Lap Time	Lap Speed
1	3:03.410	3:03.410	41.219
2	5:36.776	2:33.366	49.294
3	14:11.827	8:35.051	14.678
4	16:19.493	2:07.666	59.217
5	18:27.587	2:08.094	59.019
6	20:34.312	2:06.725	59.657

**8** 20 Gary HUTTON

Behind **9.614**

Best Time **2:07.263** Best Speed **59.405** On **6** Gp **a**

Lap	Elapsed Time	Lap Time	Lap Speed
1	3:07.003	3:07.003	40.427
2	5:39.987	2:32.984	49.417
3	13:59.014	8:19.027	15.149
4	16:09.484	2:10.470	57.944
5	18:18.179	2:08.695	58.744
6	20:25.442	2:07.263	59.405

# KDM Hire Cookstown 100

CLASSIC 250cc

Classic 250cc Qualifying

Friday, 26 April 2013

## DETAILED RESULT



### Qualifying Classification

Position

#### **9** 30 Robert WRIGHT

Behind 27.004

Best Time 2:24.653 Best Speed 52.263 On 4 Gp a

Lap	Elapsed Time	Lap Time	Lap Speed
1	3:10.647	3:10.647	39.654
2	6:08.022	2:57.375	42.622
3	14:30.156	8:22.134	15.056
4	16:54.809	2:24.653	52.263
5	19:19.683	2:24.874	52.183
6	21:46.014	2:26.331	51.664

#### **10** 69 Allen GIBSON

Behind 37.185

Best Time 2:34.834 Best Speed 48.826 On 4 Gp a

Lap	Elapsed Time	Lap Time	Lap Speed
1	3:21.142	3:21.142	37.585
2	6:11.546	2:50.404	44.365
3	14:55.921	8:44.375	14.417
4	17:30.755	2:34.834	48.826
5	20:08.333	2:37.578	47.976

#### **11** 34 Trevor STEWART

Behind 50.238

Best Time 2:47.887 Best Speed 45.030 On 4 Gp a

Lap	Elapsed Time	Lap Time	Lap Speed
1	3:07.965	3:07.965	40.220
2	6:13.512	3:05.547	40.744
3	14:55.762	8:42.250	14.476
4	17:43.649	2:47.887	45.030

#### **12** 15 Dave BROUGH

Behind 1:01.377

Best Time 2:59.026 Best Speed 42.229 On 1 Gp a

Lap	Elapsed Time	Lap Time	Lap Speed
1	2:59.026	2:59.026	42.229

KDM HIRE COOKSTOWN 100

CLASSIC 250cc

Orritor 2.100 Miles


R7: The Belfast House, Cookstown Classic 250cc

27/04/2013 12:35

Race (7 Laps)

**RACE 7 - CLASSIC 250cc**

5	34 13	15 14	16 15	
4	20	30	69	B
3	35 7			
2	14	12 5	1 6	
1	76 4 POLE POSITION 1	11 2	27 3	A



# KDM Hire Cookstown 100

CLASSIC 250cc

Race 10 - The Belfast House, Cookstown Classic 250cc


Saturday, 27 April 2013



Pos	Class	No	Name	Machine / Sponsor	Gp	Laps	Total Time	Behind	Speed	-----Best Lap-----		
										Time	Speed	On
<b>Race Classification</b>												
1	C250	76	Philip SHAW	Suzuki 250	a	6	11:23.072		66.406	1:51.178	67.999	2
2	C250	11	Peter WAKEFIELD	Suzuki 250 - Jeff Carbutts Racing	a	6	11:26.919	3.847	66.034	1:52.533	67.180	2
3	C250	14	Jeff WARD	Suzuki 250 - Jeff Carbutt Racing	a	6	11:32.165	9.093	65.534	1:53.681	66.502	5
4	C250	27	Bryan ALLAN	Honda 250 - Dempster Racing	a	6	11:45.285	22.213	64.314	1:55.304	65.566	2
5	C250	1	R J WOOLSEY	Suzuki 250	a	6	12:00.859	37.787	62.925	1:57.541	64.318	3
6	C250	12	Richard FORD	Suzuki 247 - Bob Jackson Racing	a	6	12:04.963	41.891	62.569	1:59.050	63.503	2
7	C250	20	Gary HUTTON	Honda 198 - Dempster Racing	b	6	12:24.225	1:01.153	60.949	2:02.268	61.831	5
8	C250	35	Alan SMALLBONES	Ducati 250	a	6	12:37.011	1:13.939	59.920	2:05.257	60.356	3
9	C250	30	Robert WRIGHT	Honda 250	b	5	11:23.436	1 Lap	55.309	2:14.007	56.415	2
10	C250	69	Allen GIBSON	Honda 250	b	5	12:21.369	57.933	50.987	2:24.974	52.147	5
11	C250	34	Trevor STEWART	Honda 250 - TJR Racing	b	4	11:19.919	2 Laps	44.476	2:46.856	45.309	4
<b>Fastest Lap</b>												
	C250	76	Philip SHAW	Suzuki 250	a					1:51.178	67.999	2
<b>Not Classified</b>												
DNF	C250	16	Alastair HAWORTH	Moto Guzzi 250 - Doons Stores	b	5	10:23.389	1 Lap	60.636	2:03.154	61.387	2

Provisional result to be confirmed by the Stewards of the Meeting subject to completion of technical inspections & the time limit for protests

Page 1 / 1

Circuit	<b>Orritor</b>	Signed		Organising Club	<b>Cookstown &amp; District MCC</b>
Length(miles)	<b>2.1000</b>		Chief Timekeeper	Race Started	<b>14:42</b>
Weather	<b>Sunny</b>	Issued At:	14:56	Gp Time Diff - b	<b>13.62</b>
Track	<b>Dry</b>				



MCUI Ulster  
Centre Timing  
powered by  
e-Laps timing software

www.elaps-timing.com






# KDM Hire Cookstown 100

CLASSIC 250cc

Race 10 - The Belfast House, Cookstown Classic 250cc

Saturday, 27 April 2013

## DETAILED RESULT



### Race Classification

#### 1 76 Philip SHAW

Total Time **11:23.072** Avg Speed **66.406** Behind  
Best Time **1:51.178** Best Speed **67.999** On **2** Gp **a**

Lap	Elapsed Time	Lap Time	Lap Speed
1	1:59.228	1:59.228	63.408
2	3:50.406	1:51.178	67.999
3	5:42.650	1:52.244	67.353
4	7:35.217	1:52.567	67.160
5	9:28.725	1:53.508	66.603
6	11:23.072	1:54.347	66.115

#### 2 11 Peter WAKEFIELD

Total Time **11:26.919** Avg Speed **66.034** Behind **3.847**  
Best Time **1:52.533** Best Speed **67.180** On **2** Gp **a**

Lap	Elapsed Time	Lap Time	Lap Speed
1	1:59.765	1:59.765	63.124
2	3:52.298	1:52.533	67.180
3	5:45.990	1:53.692	66.495
4	7:38.872	1:52.882	66.973
5	9:32.576	1:53.704	66.488
6	11:26.919	1:54.343	66.117

#### 3 14 Jeff WARD

Total Time **11:32.165** Avg Speed **65.534** Behind **9.093**  
Best Time **1:53.681** Best Speed **66.502** On **5** Gp **a**

Lap	Elapsed Time	Lap Time	Lap Speed
1	1:59.107	1:59.107	63.472
2	3:53.334	1:54.227	66.184
3	5:47.929	1:54.595	65.971
4	7:43.081	1:55.152	65.652
5	9:36.762	1:53.681	66.502
6	11:32.165	1:55.403	65.510

#### 4 27 Bryan ALLAN

Total Time **11:45.285** Avg Speed **64.314** Behind **22.213**  
Best Time **1:55.304** Best Speed **65.566** On **2** Gp **a**

Lap	Elapsed Time	Lap Time	Lap Speed
1	2:03.502	2:03.502	61.214
2	3:58.806	1:55.304	65.566
3	5:54.757	1:55.951	65.200
4	7:50.421	1:55.664	65.362
5	9:48.056	1:57.635	64.267
6	11:45.285	1:57.229	64.489

### Race Classification

#### 5 1 R J WOOLSEY

Total Time **12:00.859** Avg Speed **62.925** Behind **37.787**  
Best Time **1:57.541** Best Speed **64.318** On **3** Gp **a**

Lap	Elapsed Time	Lap Time	Lap Speed
1	2:04.191	2:04.191	60.874
2	4:02.116	1:57.925	64.109
3	5:59.657	1:57.541	64.318
4	7:58.082	1:58.425	63.838
5	10:00.046	2:01.964	61.986
6	12:00.859	2:00.813	62.576

#### 6 12 Richard FORD

Total Time **12:04.963** Avg Speed **62.569** Behind **41.891**  
Best Time **1:59.050** Best Speed **63.503** On **2** Gp **a**

Lap	Elapsed Time	Lap Time	Lap Speed
1	2:05.294	2:05.294	60.338
2	4:04.344	1:59.050	63.503
3	6:03.683	1:59.339	63.349
4	8:04.585	2:00.902	62.530
5	10:05.113	2:00.528	62.724
6	12:04.963	1:59.850	63.079

#### 7 20 Gary HUTTON

Total Time **12:24.225** Avg Speed **60.949** Behind **1:01.153**  
Best Time **2:02.268** Best Speed **61.831** On **5** Gp **b**

Lap	Elapsed Time	Lap Time	Lap Speed
1	2:10.251	2:10.251	58.042
2	4:13.608	2:03.357	61.286
3	6:16.724	2:03.116	61.406
4	8:19.662	2:02.938	61.494
5	10:21.930	2:02.268	61.831
6	12:24.225	2:02.295	61.818

#### 8 35 Alan SMALLBONES

Total Time **12:37.011** Avg Speed **59.920** Behind **1:13.939**  
Best Time **2:05.257** Best Speed **60.356** On **3** Gp **a**

Lap	Elapsed Time	Lap Time	Lap Speed
1	2:09.457	2:09.457	58.398
2	4:15.051	2:05.594	60.194
3	6:20.308	2:05.257	60.356
4	8:26.067	2:05.759	60.115
5	10:31.575	2:05.508	60.235
6	12:37.011	2:05.436	60.270



MCUI Ulster  
Centre Timing  
powered by  
e-Laps timing software

www.elaps-timing.com





# KDM Hire Cookstown 100

## CLASSIC 250cc

Race 10 - The Belfast House, Cookstown Classic 250cc

Saturday, 27 April 2013

## DETAILED RESULT



### Race Classification

#### **9** 30 Robert WRIGHT

Total Time **11:23.436** Avg Speed **55.309** Behind **1 Lap**

Best Time **2:14.007** Best Speed **56.415** On **2** Gp **b**

Lap	Elapsed Time	Lap Time	Lap Speed
1	2:21.335	2:21.335	53.490
2	4:35.342	2:14.007	56.415
3	6:51.852	2:16.510	55.381
4	9:06.587	2:14.735	56.110
5	11:23.436	2:16.849	55.243

#### **10** 69 Allen GIBSON

Total Time **12:21.369** Avg Speed **50.987** Behind **57.933**

Best Time **2:24.974** Best Speed **52.147** On **5** Gp **b**

Lap	Elapsed Time	Lap Time	Lap Speed
1	2:33.808	2:33.808	49.152
2	5:00.573	2:26.765	51.511
3	7:30.498	2:29.925	50.425
4	9:56.395	2:25.897	51.817
5	12:21.369	2:24.974	52.147

#### **11** 34 Trevor STEWART

Total Time **11:19.919** Avg Speed **44.476** Behind **2 Laps**

Best Time **2:46.856** Best Speed **45.309** On **4** Gp **b**

Lap	Elapsed Time	Lap Time	Lap Speed
1	2:55.982	2:55.982	42.959
2	5:45.253	2:49.271	44.662
3	8:33.063	2:47.810	45.051
4	11:19.919	2:46.856	45.309

### Not Classified

#### **DNF** 16 Alastair HAWORTH

Total Time **10:23.389** Avg Speed **60.636** Behind **1 Lap**

Best Time **2:03.154** Best Speed **61.387** On **2** Gp **b**

Lap	Elapsed Time	Lap Time	Lap Speed
1	2:10.322	2:10.322	58.010
2	4:13.476	2:03.154	61.387
3	6:16.886	2:03.410	61.259
4	8:20.047	2:03.161	61.383
5	10:23.389	2:03.342	61.293



MCUI Ulster  
Centre Timing  
powered by  
e-Laps timing software

[www.elaps-timing.com](http://www.elaps-timing.com)




# KDM Hire Cookstown 100

CLASSIC 250cc

Race 10 - The Belfast House, Cookstown Classic 250cc

## LAP CHART



1

No	Name	G	Elapsed Time	Lap Time
14	Jeff WARD	a	1:59.107	1:59.107
76	Philip SHAW	a	1:59.228	1:59.228
11	Peter WAKEFIELD	a	1:59.765	1:59.765
27	Bryan ALLAN	a	2:03.502	2:03.502
1	R J WOOLSEY	a	2:04.191	2:04.191
12	Richard FORD	a	2:05.294	2:05.294
35	Alan SMALLBONES	a	2:09.457	2:09.457
20	Gary HUTTON	b	2:10.251	2:10.251
16	Alastair HAWORTH	b	2:10.322	2:10.322
30	Robert WRIGHT	b	2:21.335	2:21.335
69	Allen GIBSON	b	2:33.808	2:33.808
34	Trevor STEWART	b	2:55.982	2:55.982

2

No	Name	G	Elapsed Time	Lap Time
76	Philip SHAW	a	3:50.406	1:51.178
11	Peter WAKEFIELD	a	3:52.298	1:52.533
14	Jeff WARD	a	3:53.334	1:54.227
27	Bryan ALLAN	a	3:58.806	1:55.304
1	R J WOOLSEY	a	4:02.116	1:57.925
12	Richard FORD	a	4:04.344	1:59.050
16	Alastair HAWORTH	b	4:13.476	2:03.154
20	Gary HUTTON	b	4:13.608	2:03.357
35	Alan SMALLBONES	a	4:15.051	2:05.594
30	Robert WRIGHT	b	4:35.342	2:14.007
69	Allen GIBSON	b	5:00.573	2:26.765
34	Trevor STEWART	b	5:45.253	2:49.271

3

No	Name	G	Elapsed Time	Lap Time
76	Philip SHAW	a	5:42.650	1:52.244
11	Peter WAKEFIELD	a	5:45.990	1:53.692
14	Jeff WARD	a	5:47.929	1:54.595
27	Bryan ALLAN	a	5:54.757	1:55.951
1	R J WOOLSEY	a	5:59.657	1:57.541
12	Richard FORD	a	6:03.683	1:59.339
20	Gary HUTTON	b	6:16.724	2:03.116
16	Alastair HAWORTH	b	6:16.886	2:03.410
35	Alan SMALLBONES	a	6:20.308	2:05.257
30	Robert WRIGHT	b	6:51.852	2:16.510
69	Allen GIBSON	b	7:30.498	2:29.925
34	Trevor STEWART	b	8:33.063	2:47.810

4

No	Name	G	Elapsed Time	Lap Time
76	Philip SHAW	a	7:35.217	1:52.567
11	Peter WAKEFIELD	a	7:38.872	1:52.882
14	Jeff WARD	a	7:43.081	1:55.152
27	Bryan ALLAN	a	7:50.421	1:55.664
1	R J WOOLSEY	a	7:58.082	1:58.425
12	Richard FORD	a	8:04.585	2:00.902
20	Gary HUTTON	b	8:19.662	2:02.938
16	Alastair HAWORTH	b	8:20.047	2:03.161
35	Alan SMALLBONES	a	8:26.067	2:05.759
30	Robert WRIGHT	b	9:06.587	2:14.735
69	Allen GIBSON	b	9:56.395	2:25.897
34	Trevor STEWART	b	11:19.919	2:46.856

5

No	Name	G	Elapsed Time	Lap Time
76	Philip SHAW	a	9:28.725	1:53.508
11	Peter WAKEFIELD	a	9:32.576	1:53.704
14	Jeff WARD	a	9:36.762	1:53.681
27	Bryan ALLAN	a	9:48.056	1:57.635
1	R J WOOLSEY	a	10:00.046	2:01.964
12	Richard FORD	a	10:05.113	2:00.528
20	Gary HUTTON	b	10:21.930	2:02.268
16	Alastair HAWORTH	b	10:23.389	2:03.342
35	Alan SMALLBONES	a	10:31.575	2:05.508
30	Robert WRIGHT	b	11:23.436	2:16.849
69	Allen GIBSON	b	12:21.369	2:24.974

6

No	Name	G	Elapsed Time	Lap Time
76	Philip SHAW	a	11:23.072	1:54.347
11	Peter WAKEFIELD	a	11:26.919	1:54.343
14	Jeff WARD	a	11:32.165	1:55.403
27	Bryan ALLAN	a	11:45.285	1:57.229
1	R J WOOLSEY	a	12:00.859	2:00.813
12	Richard FORD	a	12:04.963	1:59.850
20	Gary HUTTON	b	12:24.225	2:02.295
35	Alan SMALLBONES	a	12:37.011	2:05.436

**IRISH ROAD RACE CLASSIC 250cc**

2013

					#1	
Pos	No.	Name	Total	Diff	Gap	R1
1	76	Philip SHAW	25	0	0	25
2	11	Peter WAKEFIELD	20	5	5	20
3	14	Jeff WARD	16	9	4	16
4	27	Bryan ALLAN	13	12	3	13
5	1	R J WOOLSEY	11	14	2	11
6	12	Richard FORD	10	15	1	10
7	20	Gary HUTTON	9	16	1	9
8	35	Alan SMALLBONES	8	17	1	8
9	30	Robert WRIGHT	7	18	1	7
10	69	Allen GIBSON	6	19	1	6
11	34	Trevor STEWART	5	20	1	5

**Event Legend**

#1 26/04/2013 KDM HIRE COOKSTOWN 100

**ULSTER ROAD RACE CLASSIC 250cc**

2013

					#1	
Pos	No.	Name	Total	Diff	Gap	R1
1	76	Philip SHAW	25	0	0	25
2	11	Peter WAKEFIELD	20	5	5	20
3	14	Jeff WARD	16	9	4	16
4	27	Bryan ALLAN	13	12	3	13
5	1	R J WOOLSEY	11	14	2	11
6	12	Richard FORD	10	15	1	10
7	20	Gary HUTTON	9	16	1	9
8	35	Alan SMALLBONES	8	17	1	8
9	30	Robert WRIGHT	7	18	1	7
10	69	Allen GIBSON	6	19	1	6
11	34	Trevor STEWART	5	20	1	5

**Event Legend**

#1 26/04/2013 KDM HIRE COOKSTOWN 100